

TECHNI
CAL
**CATALO
GUE**

CONTENT

FAÇADES

Unitized façade systems

E99	7
E90	11

Curtain Wall systems

E85	17
E8000	37

Ventilated façade systems

BRAVO	47
VARIO	65
FORTE	91

OPENING SYSTEMS FOR WINDOWS AND DOORS

With thermal break

E75	109
E24	119
E45	129
E40	147
E38	163

PVC systems

Q72	175
Q60	185

Without thermal break

E1000	193
E2300	207

OPENING SYSTEMS FOR FLAT DOORS

With thermal break

E75	219
E2004	227
E24	235

Without thermal break

E2004	241
-------	-----

SLIDING SYSTEMS FOR WINDOWS AND DOORS

With thermal break

E70	249
E3000	257
E50	265
E52	277
E36	287

Without thermal break

E22	295
E19	307
E1600	317

PARTITION WALLS

E69	325
-----	-----

ROLLING SHUTTERS

E55	331
E61	341

SUN SHADING SYSTEMS

E66	347
E1500	359

AUXILIARY PROFILES

	363
--	-----


INTRODUCTION

ETEM is one of the leading aluminium extrusion companies in South Eastern Europe. Founded in 1971, the company is a fully integrated designer and producer of architectural systems and aluminium profiles for industrial applications.

With two production facilities, in Athens, Greece, and Sofia, Bulgaria, and an annual capacity that exceeds 40.000 tons/year, **ETEM** guarantees continuous and uninterrupted deliveries.

With over 40 years of experience in design and production of Architectural Systems and Aluminium Industrial profiles, we are dedicated to serve our customers with value added products and services and build with them long lasting relations that are based on trust through integrity and consistency.

FAÇADES



E99

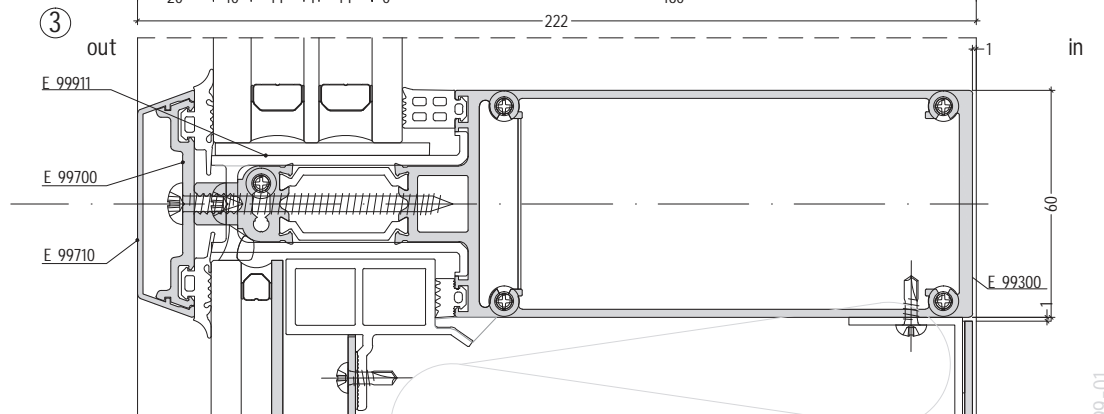
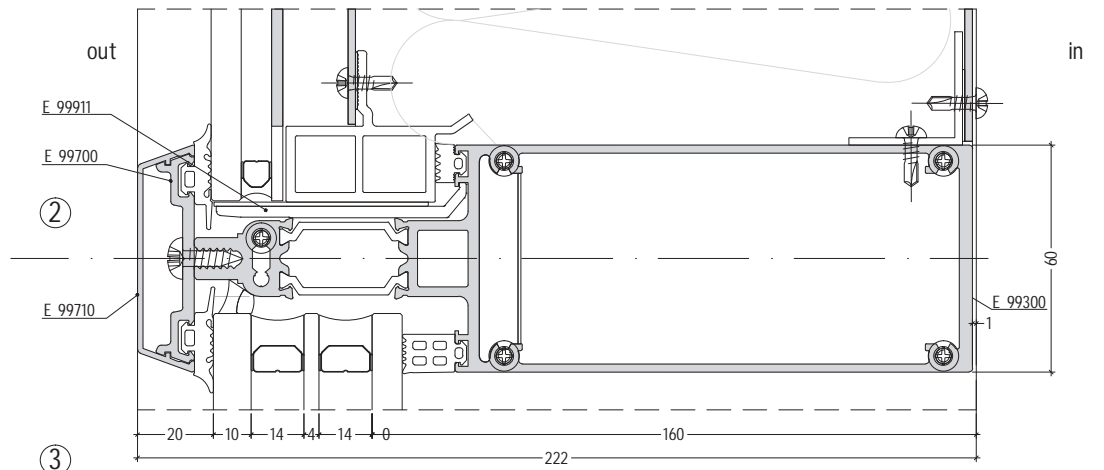
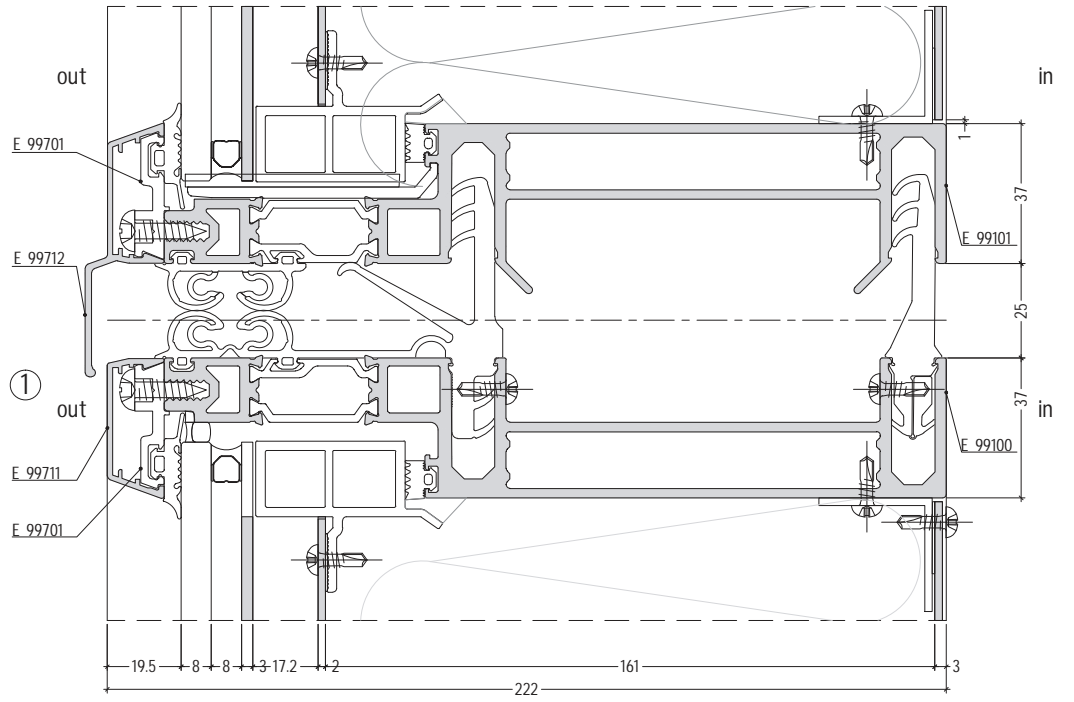
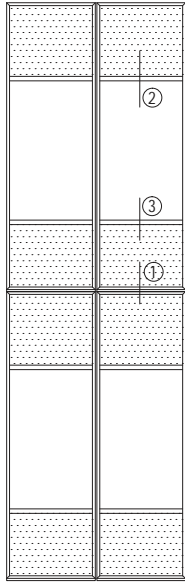
UNITIZED FAÇADE SYSTEM

- Designed for a specific project according to the high requirements for wind load and seismic resistance
- Easy installation without scaffolding
- Possibility to execute complex modules with various types of materials
- High quality, factory-produced modules
- Controlled drainage of rainwater
- Excellent water tightness

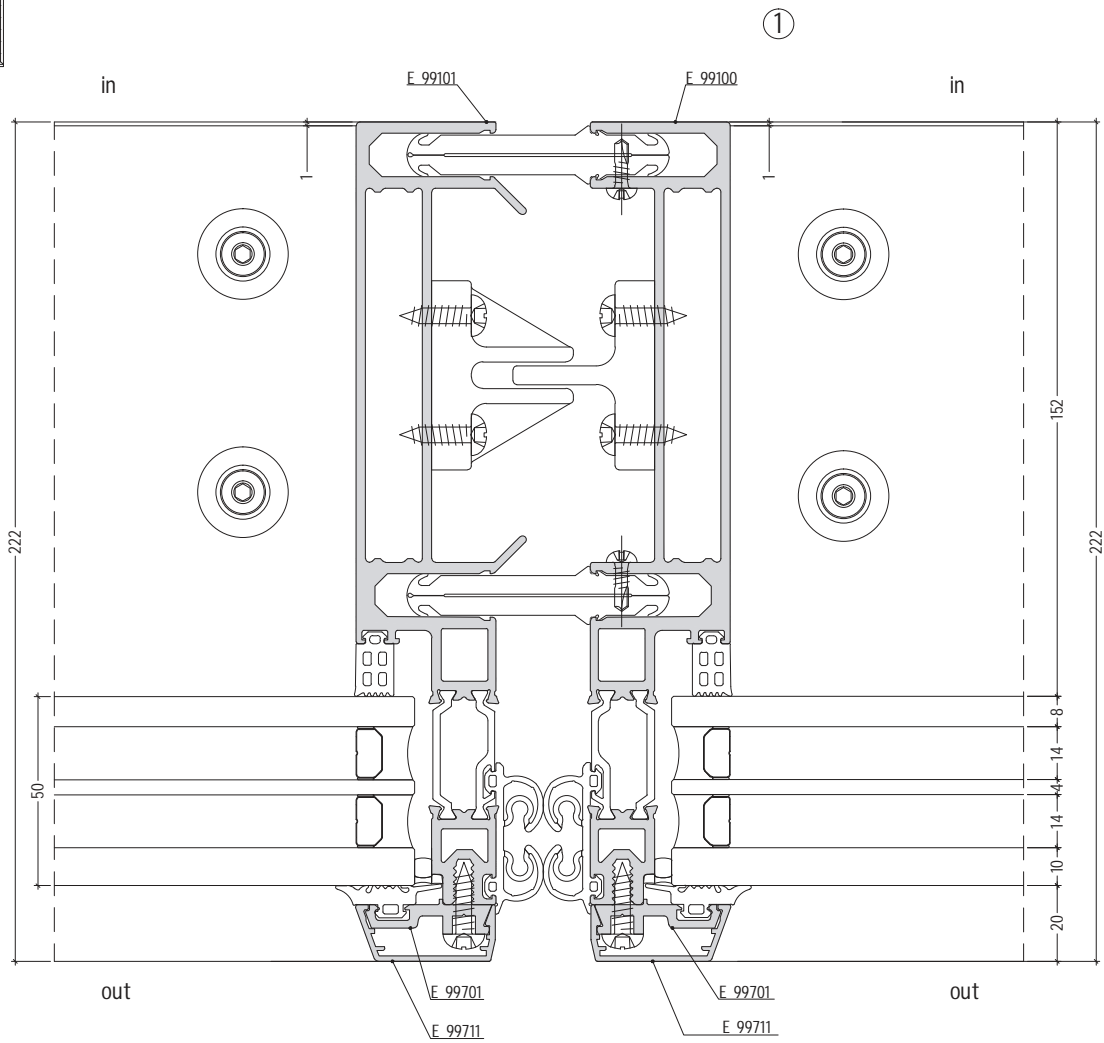

unitized façade system

E99

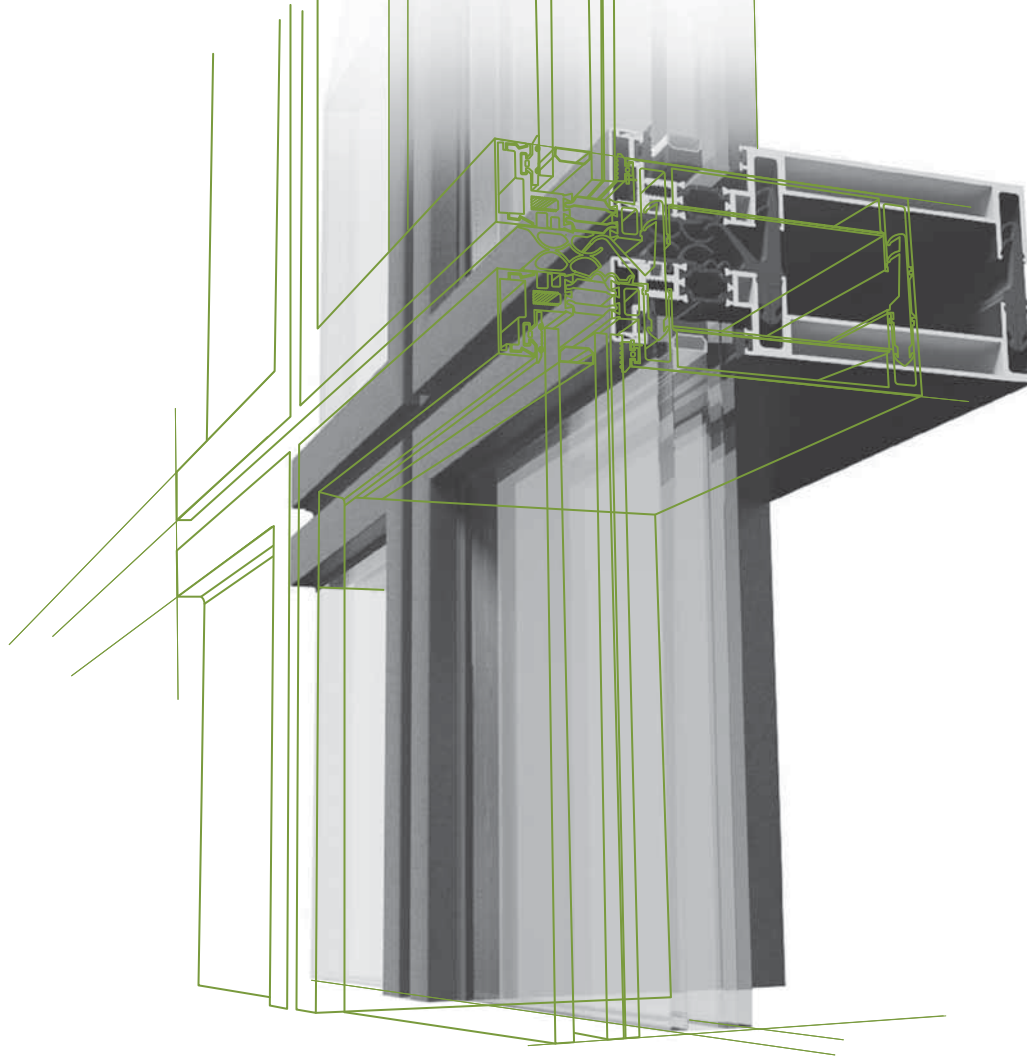
code	profile	weight length moment of inertia	code	profile	weight length moment of inertia
E 99100		3926 g/m L=6.01 m L=5.50 m L=5.00 m $I_x=571.36 \text{ cm}^4$ $I_y=19.83 \text{ cm}^4$	E 99701		353 g/m L=6.01 m
E 99101		4243 g/m L=6.01 m L=5.50 m L=5.00 m $I_x=584.13 \text{ cm}^4$ $I_y=22.31 \text{ cm}^4$	E 99710		320 g/m L=6.01 m
E 99300		3911 g/m L=6.01 m $I_x=633.6 \text{ cm}^4$ $I_y=66.26 \text{ cm}^4$	E 99711		259 g/m L=6.01 m
E 99301		5547 g/m L=6.01 m $I_x=1040.47 \text{ cm}^4$ $I_y=234.76 \text{ cm}^4$	E 99712		426 g/m L=6.01 m
E 99700		504 g/m L=6.01 m	E 99600		414.83 g/m L=6.01 m



D99-01



D99-02



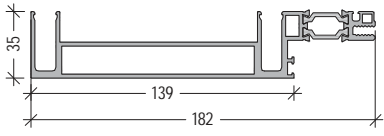
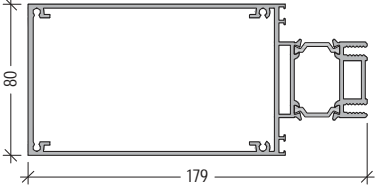
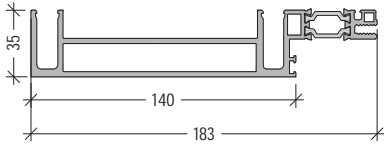
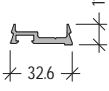
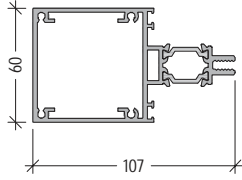
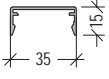
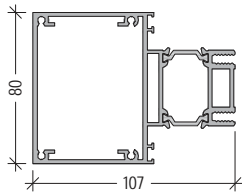
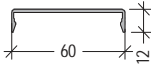
E90

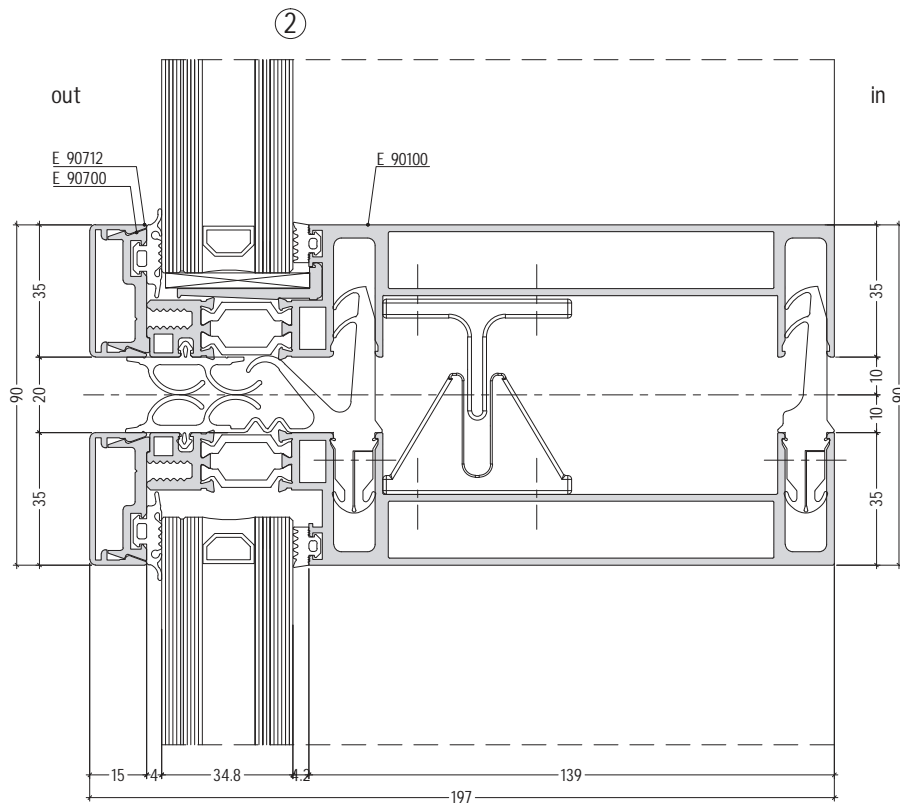
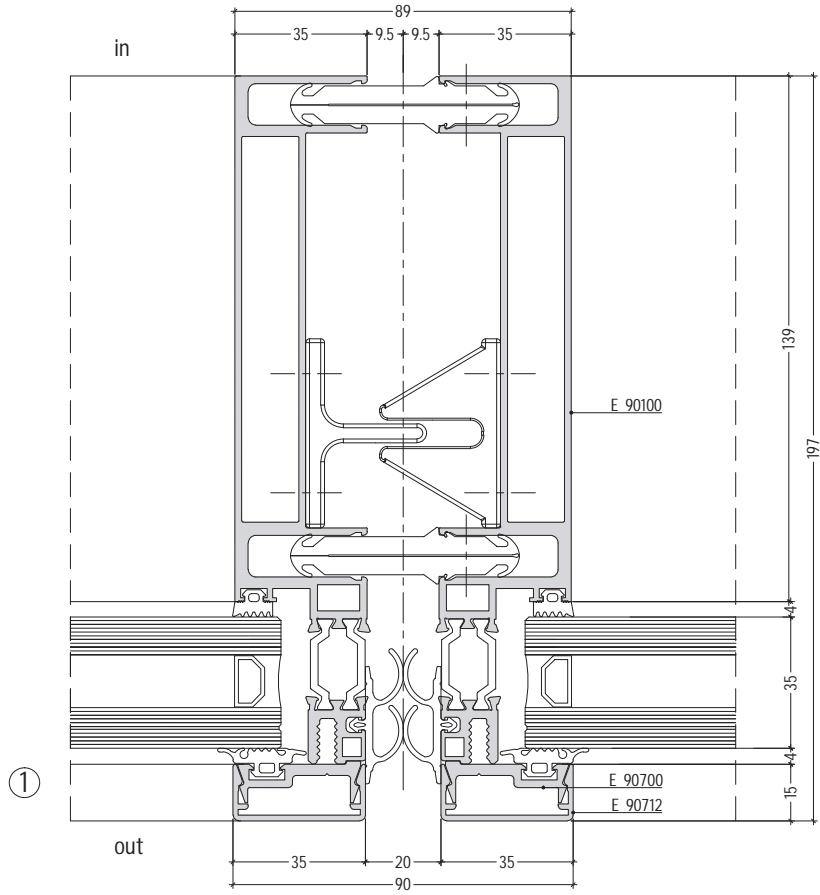
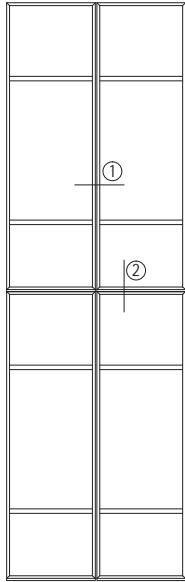
UNITIZED FAÇADE SYSTEM

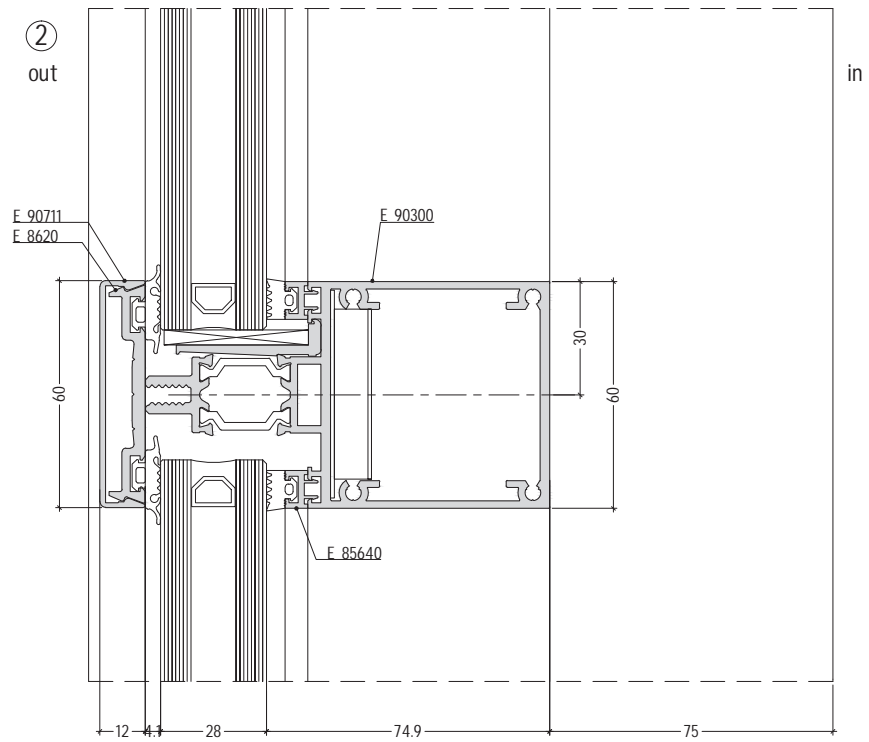
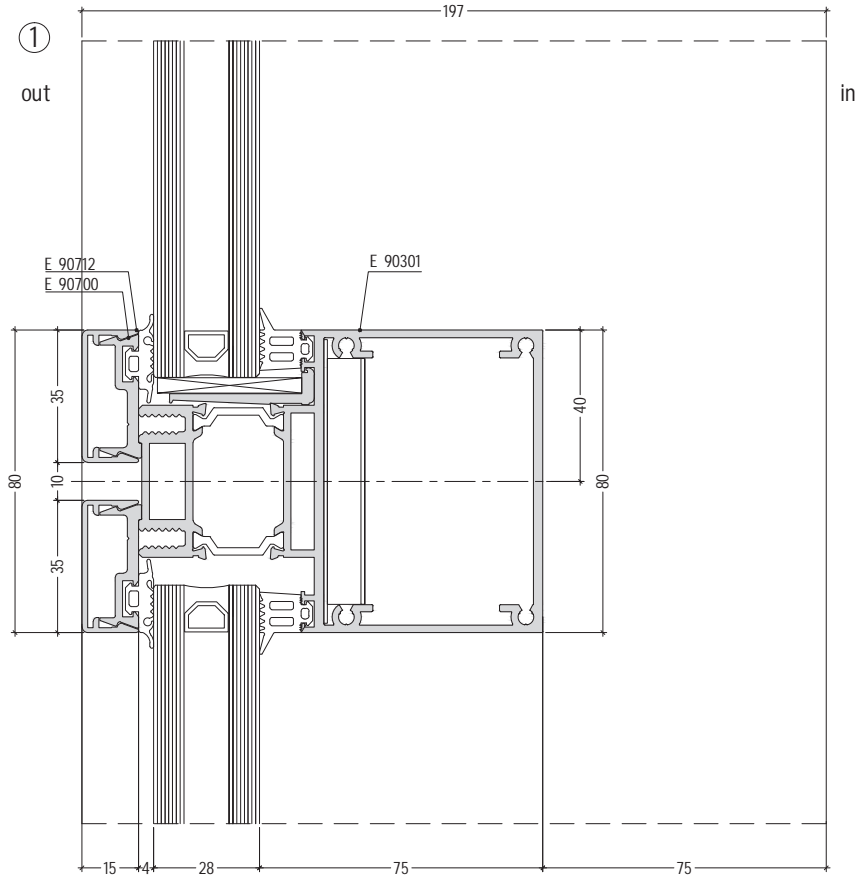
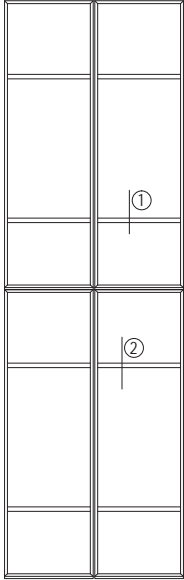
- Easy installation without scaffolding
- Possibility to execute complex modules with various types of materials
- High quality, factory-produced modules
- Adjustability of the mounting console in all directions
- Nearly 70% reduction of the time for installation
- Independence from weather conditions
- 20 mm gap between modules, ensuring movement and deformations up to 14 mm
- Glass panes from 23 up to 40 mm thick
- High level of watertightness with three levels

unitized façade system

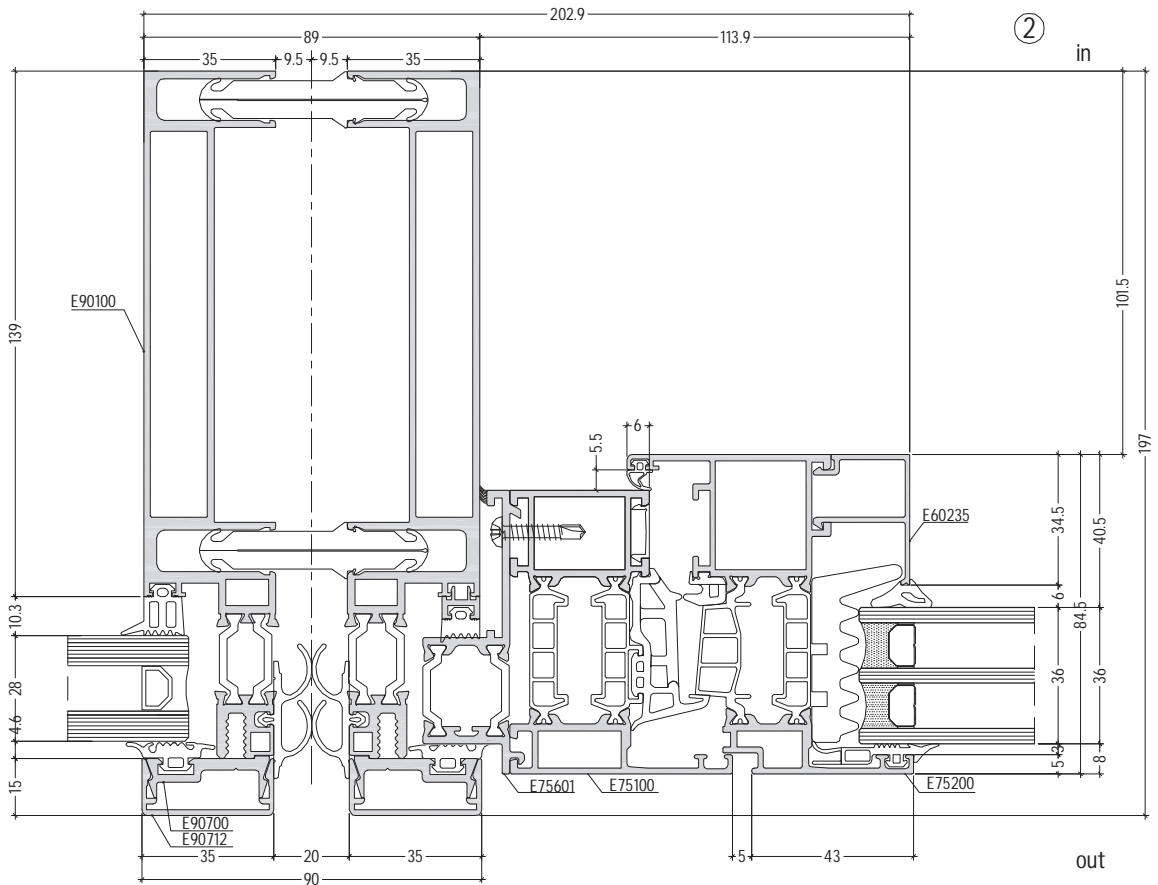
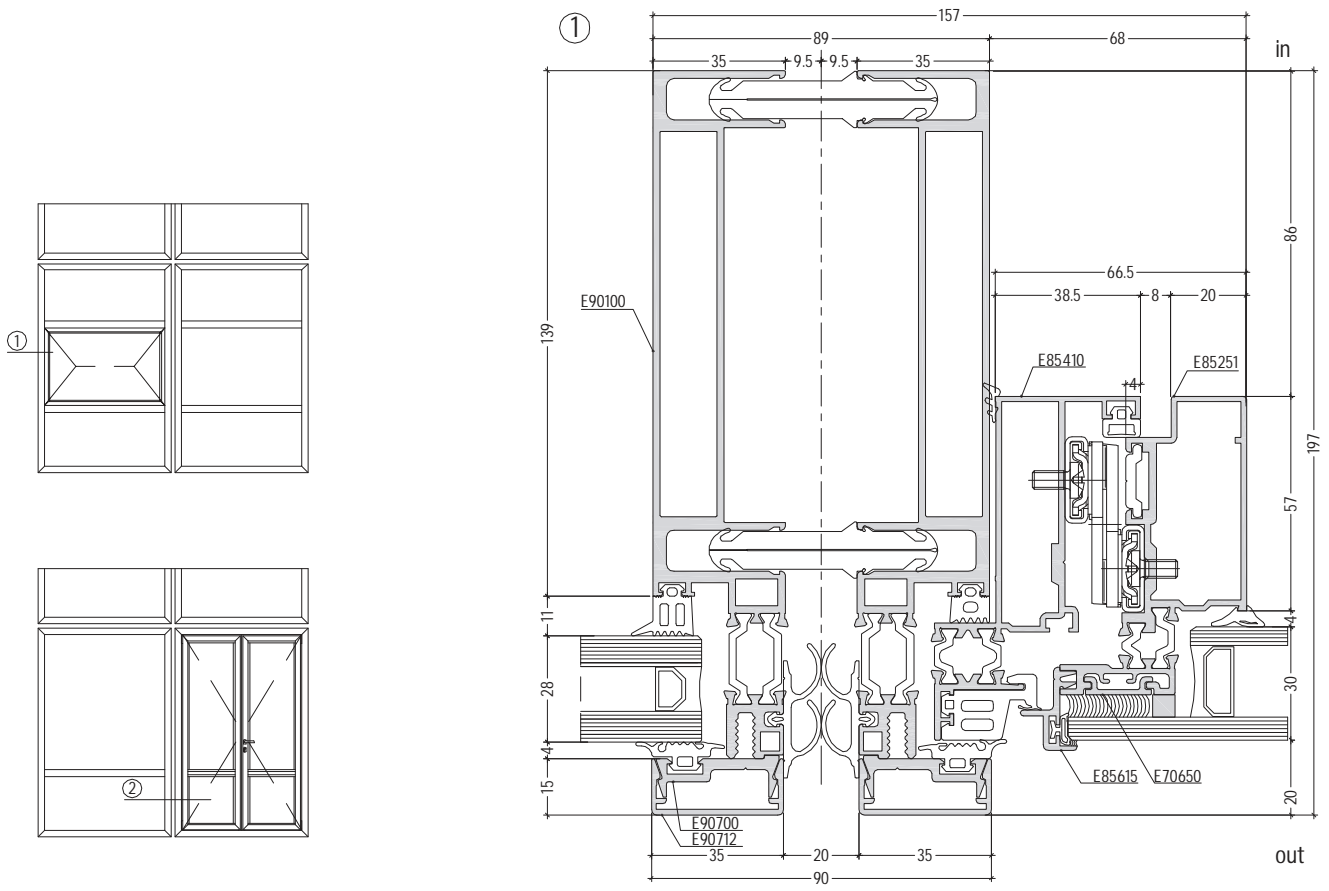
E90


code	profile	weight length moment of inertia	code	profile	weight length moment of inertia
E90100		2671 g/m L=6.6 m $I_x=311 \text{ cm}^4$ $I_y=12 \text{ cm}^4$	E90302		3854 g/m L=6.01 m $I_x=535.2 \text{ cm}^4$ $I_y=120.8 \text{ cm}^4$
E90101		3305 g/m L=6.6 m $I_x=380.2 \text{ cm}^4$ $I_y=14.6 \text{ cm}^4$	E90700		322 g/m L=6.6 m $I_x=1.2 \text{ cm}^4$ $I_y=0.06 \text{ cm}^4$
E90300		2343 g/m L=6.01 m $I_x=89.7 \text{ cm}^4$ $I_y=35.9 \text{ cm}^4$	E90712		270 g/m L=6.6 m $I_x=1.8 \text{ cm}^4$ $I_y=0.2 \text{ cm}^4$
E90301		3092 g/m L=6.01 m $I_x=141.3 \text{ cm}^4$ $I_y=77.1 \text{ cm}^4$	E90711		300 g/m L=6.6 m $I_x=5.4 \text{ cm}^4$ $I_y=0.1 \text{ cm}^4$





D90-02

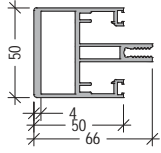
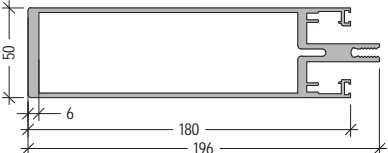
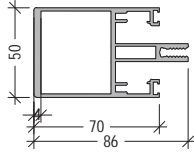
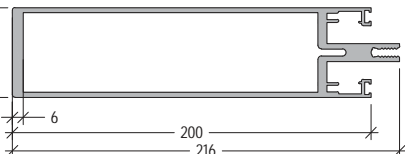
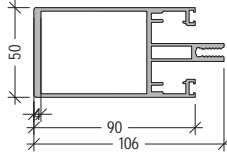
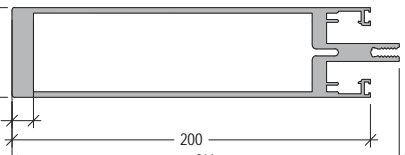
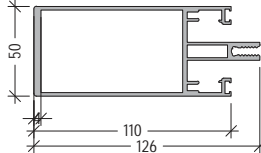
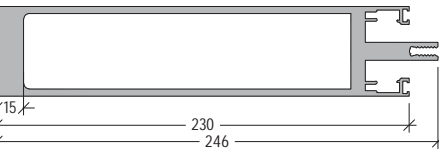
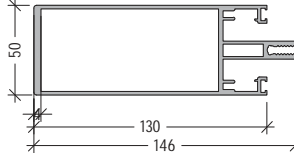
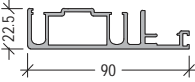
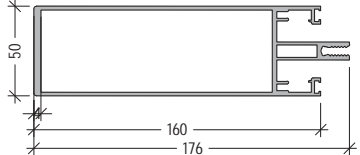
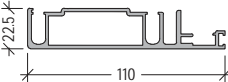




E85

CURTAIN WALL SYSTEM

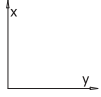
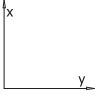
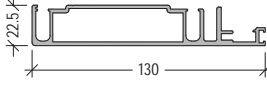
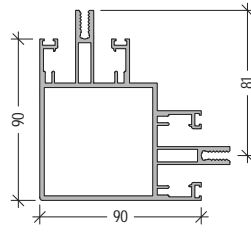
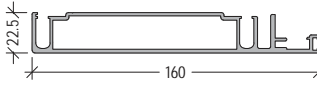
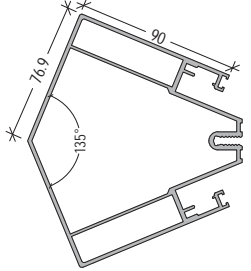
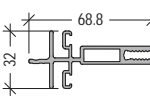
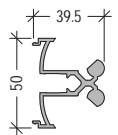

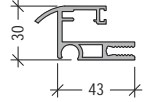
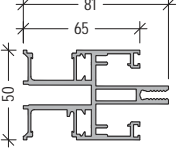
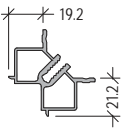
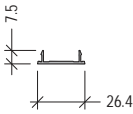
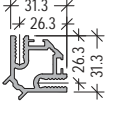
- System for structural façade – four side structural glazing; classical façade – with cover caps; semi-structural façade – one side aluminium cap
- 50 mm system width
- Flexible system enabling execution of complex constructions as roofs, cupolas, atriums, pyramids, conservatories
- Easy production at factory unit and fast mounting on site
- Excellent thermal performance
- Highest structural stability achieved with lowest weight of the profiles
- Excellent drainage of the system in three levels
- Reliable T-brackets in various shapes
- Easy to install sun protection panels in front of the façade
- Option to insert photovoltaic panels within the façade
- Opening parts
 - top-hung vents
 - parallel opening vents
 - compatibility with all window systems of ETEM for pressure plate type

code	profile	weight length moment of inertia	code	profile	weight length moment of inertia
E 85100		2006 g/m L=6.6 m Ix=27.69 cm ⁴ Iy=19.38 cm ⁴	E 85106		4628 g/m L=6.6 m Ix=752.99 cm ⁴ Iy=60.74 cm ⁴
E 85101		2211 g/m L=6.6 m Ix=58.03 cm ⁴ Iy=23.78 cm ⁴	E 85107		5165 g/m L=6.6 m Ix=1003.68 cm ⁴ Iy=71.31 cm ⁴
E 85102		2417 g/m L=6.6 m Ix=104.13 cm ⁴ Iy=28.18 cm ⁴	E 85108		6423 g/m L=6.6 m Ix=1325.91 cm ⁴ Iy=80.92 cm ⁴
E 85103		2665 g/m L=6.6 m Ix=168.97 cm ⁴ Iy=33.42 cm ⁴	E 85109		8416 g/m L=6.6 m Ix=2161.67 cm ⁴ Iy=110.04 cm ⁴
E 85104		2881 g/m L=6.6 m Ix=252.46 cm ⁴ Iy=38.03 cm ⁴	E 85152		1320 g/m L=6.6 m Ix=33.65 cm ⁴ Iy=2.87 cm ⁴
E 85105		3205 g/m L=6.6 m Ix=417.92 cm ⁴ Iy=44.94 cm ⁴	E 85153		1536 g/m L=6.6 m Ix=60.85 cm ⁴ Iy=3.72 cm ⁴


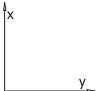
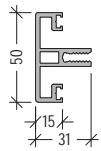
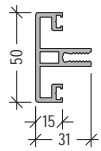
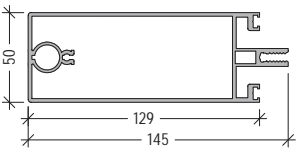
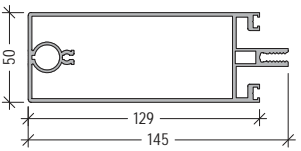
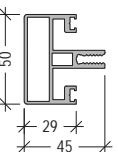
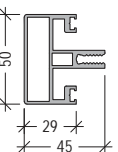


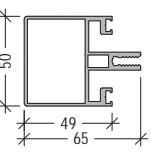
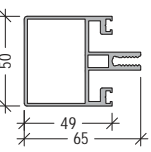
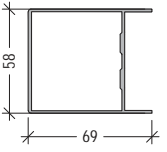
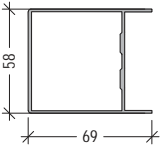
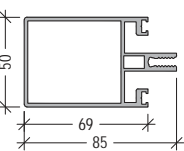
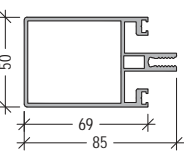
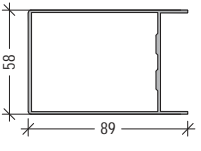
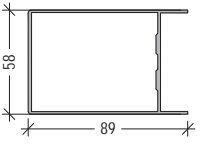
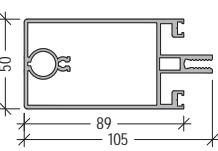
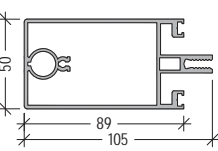
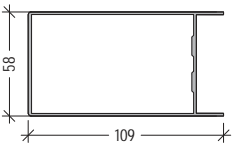
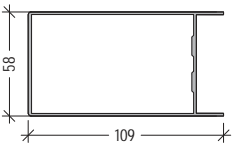
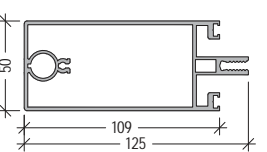
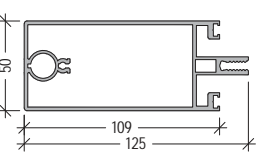


L85-01

curtain wall system

E85

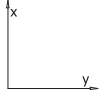
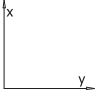
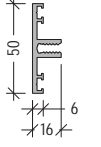
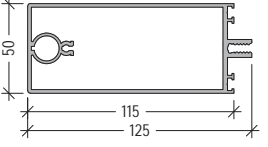
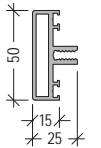

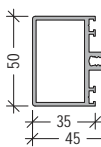
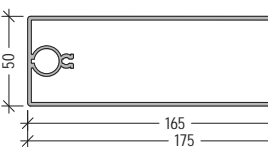
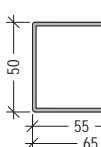
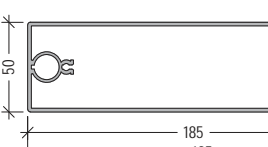
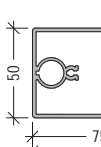
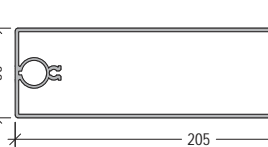
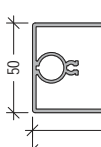
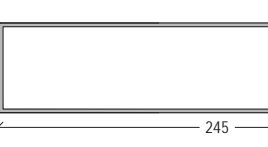
code		profile	weight length moment of inertia	code		profile	weight length moment of inertia
E85154			1752 g/m L=6,6 m $I_x=99,31 \text{ cm}^4$ $I_y=4,56 \text{ cm}^4$	E85130			3572 g/m L=6,6 m $I_x=128,92 \text{ cm}^4$ $I_y=128,92 \text{ cm}^4$
E85155			2076 g/m L=6,6 m $I_x=181,46 \text{ cm}^4$ $I_y=5,81 \text{ cm}^4$	E85135			3610 g/m L=6,6 m $I_x=176,02 \text{ cm}^4$ $I_y=216,12 \text{ cm}^4$
E85150			1004 g/m L=6,6 m $I_x=14,07 \text{ cm}^4$ $I_y=1,55 \text{ cm}^4$	E85140			999 g/m L=6,6 m $I_x=6,14 \text{ cm}^4$ $I_y=5,17 \text{ cm}^4$
E85151			230 g/m L=6,6 m $I_x=0,1 \text{ cm}^4$ $I_y=0,52 \text{ cm}^4$	E85141			986 g/m L=6,6 m $I_x=7,26 \text{ cm}^4$ $I_y=3,88 \text{ cm}^4$
E85120			2311 g/m L=6,6 m $I_x=36,82 \text{ cm}^4$ $I_y=18,3 \text{ cm}^4$	E85142			810 g/m L=6,6 m $I_x=3,49 \text{ cm}^4$ $I_y=3,49 \text{ cm}^4$
E19641			130 g/m L=6,6 m	E85143			972 g/m L=6,6 m $I_x=3,38 \text{ cm}^4$ $I_y=3,38 \text{ cm}^4$

L85-02



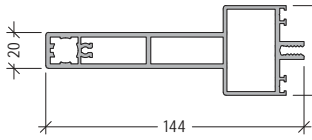
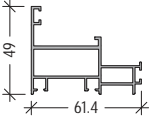
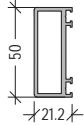
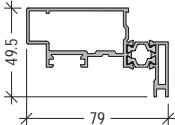
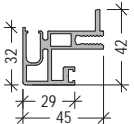
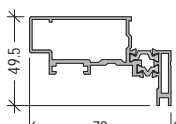
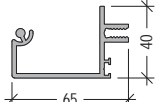
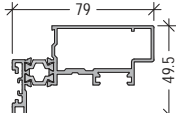
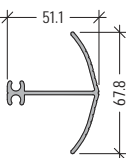
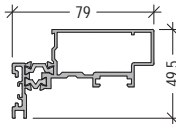
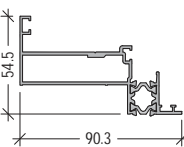

code		profile	weight length moment of inertia	code		profile	weight length moment of inertia
E85300			1015 g/m L=6,01 m Ix=2,78 cm ⁴ Iy=7,64 cm ⁴	E85306			2708 g/m L=6,01 m Ix=240,58 cm ⁴ Iy=35,67 cm ⁴
E85301			1293 g/m L=6,01 m Ix=7,12 cm ⁴ Iy=11,55 cm ⁴	E85307			3032 g/m L=6,01 m Ix=398,72 cm ⁴ Iy=42,58 cm ⁴
E85302			1455 g/m L=6,01 m Ix=19,52 cm ⁴ Iy=15,08 cm ⁴	E85600			1080 g/m L=6,01 m Ix=22,08 cm ⁴ Iy=20,49 cm ⁴
E85303			1785 g/m L=6,01 m Ix=45,83 cm ⁴ Iy=21,59 cm ⁴	E85601			1229 g/m L=6,01 m Ix=43,64 cm ⁴ Iy=24,98 cm ⁴
E85304			2276 g/m L=6,01 m Ix=98,87 cm ⁴ Iy=26,45 cm ⁴	E85602			1380 g/m L=6,01 m Ix=74,28 cm ⁴ Iy=29,46 cm ⁴
E85305			2492 g/m L=6,01 m Ix=160,52 cm ⁴ Iy=31,06 cm ⁴	E85603			1531 g/m L=6,01 m Ix=115,13 cm ⁴ Iy=33,95 cm ⁴

curtain wall system

E85

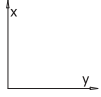
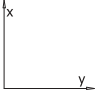
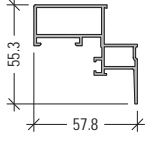
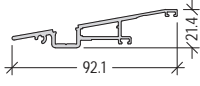
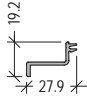
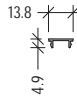
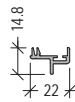
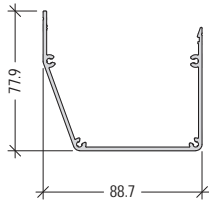
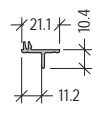
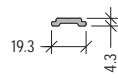
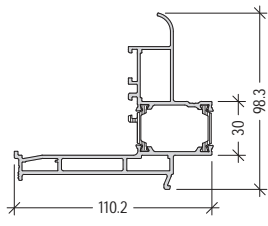
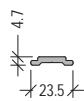
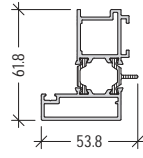
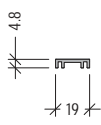
code		profile	weight length moment of inertia	code		profile	weight length moment of inertia
E85350			605 g/m L=6,01 m Ix=0,41 cm ⁴ Iy=3,77 cm ⁴	E85355			2306 g/m L=6,01 m Ix=162,24 cm ⁴ Iy=30,71 cm ⁴
E85360			948 g/m L=6,01 m Ix=1,49 cm ⁴ Iy=7,41 cm ⁴	E85356			2522 g/m L=6,01 m Ix=239,08 cm ⁴ Iy=35,32 cm ⁴
E85351			1164 g/m L=6,01 m Ix=8,7 cm ⁴ Iy=12,02 cm ⁴	E85357			2846 g/m L=6,01 m Ix=389,87 cm ⁴ Iy=42,24 cm ⁴
E85352			1380 g/m L=6,01 m Ix=24,24 cm ⁴ Iy=16,63 cm ⁴	E85358			3062 g/m L=6,01 m Ix=516,42 cm ⁴ Iy=46,85 cm ⁴
E85353			1874 g/m L=6,01 m Ix=58,19 cm ⁴ Iy=21,49 cm ⁴	E85359			3278 g/m L=6,01 m Ix=665,64 cm ⁴ Iy=51,46 cm ⁴
E85354			2090 g/m L=6,01 m Ix=102,47 cm ⁴ Iy=26,1 cm ⁴	E85369			3448 g/m L=6,01 m Ix=882,23 cm ⁴ Iy=58,94 cm ⁴

L85-04

code		profile	weight length moment of inertia	code		profile	weight length moment of inertia
E85800			2900 g/m L=6,01 m $I_x=215,91 \text{ cm}^4$ $I_y=16,09 \text{ cm}^4$	E85400			886 g/m L=6,01 m $I_x=12,87 \text{ cm}^4$ $I_y=4,62 \text{ cm}^4$
E85380			820 g/m L=6,01 m $I_x=1,67 \text{ cm}^4$ $I_y=8,74 \text{ cm}^4$	E85210			1413 g/m L=6,01 m $I_x=30,65 \text{ cm}^4$ $I_y=8,16 \text{ cm}^4$
E85320			1131 g/m L=6,01 m $I_x=7,61 \text{ cm}^4$ $I_y=4,97 \text{ cm}^4$	E85211 parallel opening			1415,6 g/m L=6,01 m $I_x=30,89 \text{ cm}^4$ $I_y=8,15 \text{ cm}^4$
E85370			1061 g/m L=6,01 m $I_x=19,84 \text{ cm}^4$ $I_y=5,35 \text{ cm}^4$	E85250 sash for projected window			L=6,01 m 1389,3 g/m $I_x=29,23 \text{ cm}^4$ $I_y=7,96 \text{ cm}^4$
E85670			791 g/m L=6,01 m $I_x=8,74 \text{ cm}^4$ $I_y=5,93 \text{ cm}^4$	E85251 sash for parallel window			L=6,01 m 1392,5 g/m $I_x=29,57 \text{ cm}^4$ $I_y=7,93 \text{ cm}^4$
E85410			1329 g/m L=6,01 m $I_x=38,5 \text{ cm}^4$ $I_y=8,11 \text{ cm}^4$	E70650			103 g/m L=6,01 m

curtain wall system



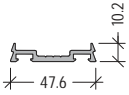
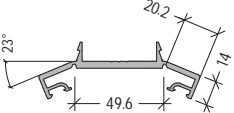
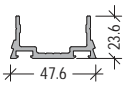
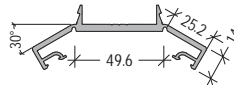
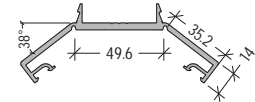
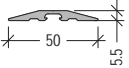
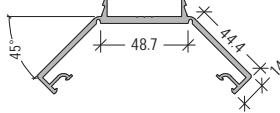
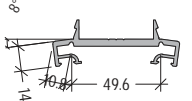
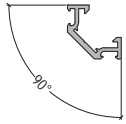
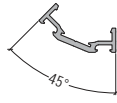
E85

code		profile	weight length moment of inertia	code		profile	weight length moment of inertia
E85200			934 g/m L=6,01 m Ix=11,77 cm ⁴ Iy=6,7 cm ⁴	E85752 cap			L=6,01 m 801,4 g/m
E85614			208 g/m L=6,01 m	E85751 cover cap for E85750, E85753 and E85752			54 g/m L=6,01 m
E85615			200 g/m L=6,01 m	E85618			1303 g/m L=6,01 m
E85806			156,1 g/m L=6,01 m	E2308			159 g/m L=4,4m
E85220 frame			L=6,01 m 2585,2 g/m	E2309			197 g/m L=4,4m
E85420 sash			L=6,01 m 1567,2 g/m	E85915			130 g/m L=6,01m

L85-06

curtain wall system

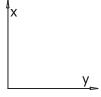
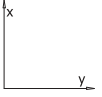
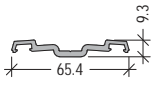
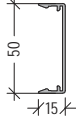
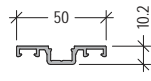
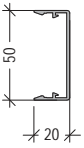
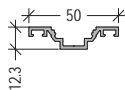
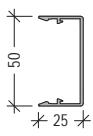
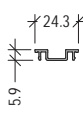
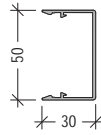
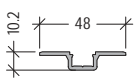
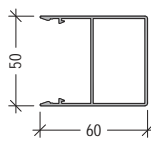
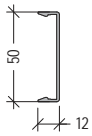
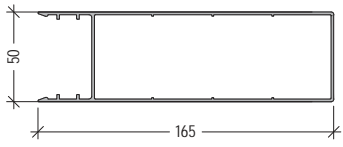
E85

code		profile	weight length moment of inertia	code		profile	weight length moment of inertia
E85700			435 g/m L=6,01 m	E85705			1204 g/m L=6,01 m
E85745			654,8 g/m L=6,01 m	E85706			1291 g/m L=6,01 m
E85701			403 g/m L=6,01 m	E85707			1455 g/m L=6,01 m
E85702			416 g/m L=6,01 m	E85708			1620 g/m L=6,01 m
E85703			1034 g/m L=6,01 m	E85740			510 g/m L=6,01 m
E85704			1121 g/m L=6,01 m	E85741			508 g/m L=6,01 m

L85-07

curtain wall system



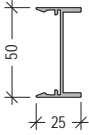
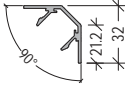
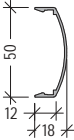
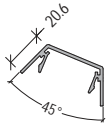
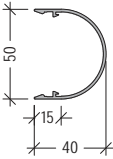
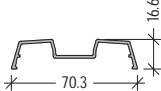
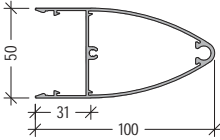
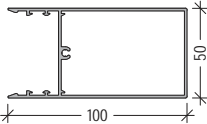
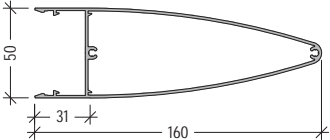
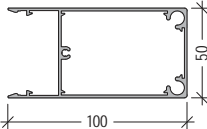
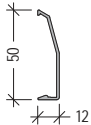
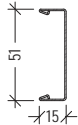
E85

code		profile	weight length moment of inertia	code		profile	weight length moment of inertia
E85809			217,6 g/m L=6,01 m	E85712			332 g/m L=6,01 m
E85753			418 g/m L=6,01 m	E85713			400 g/m L=6,01 m
E85709			384 g/m L=6,01 m	E85714			432 g/m L=6,01 m
E85719			126 g/m L=6,01 m	E85715			467 g/m L=6,01 m
E85750			348 g/m L=6,01 m	E85716			821 g/m L=6,01 m
E85711			289 g/m L=6,01 m	E85718			1779 g/m L=6,01 m

L85-08

curtain wall system

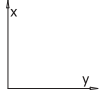
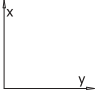
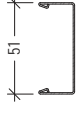
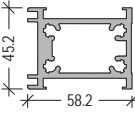
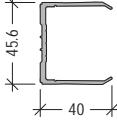
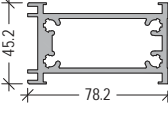
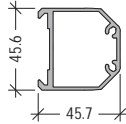
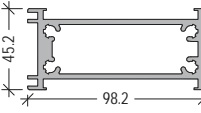
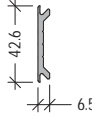
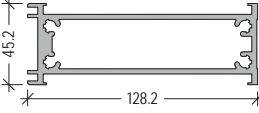
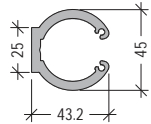

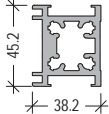
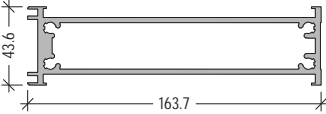
E85

code		profile	weight length moment of inertia	code		profile	weight length moment of inertia
E85720			467 g/m L=6,01 m	E85731			373 g/m L=6,01 m
E85721			281 g/m L=6,01 m	E85732			446 g/m L=6,01 m
E85722			462 g/m L=6,01 m	E85808			449 g/m L=6,01 m
E85723			1207 g/m L=6,01 m	E85727			1312 g/m L=6,01 m
E85724			1626,5 g/m L=6,01 m	E85717			1426 g/m L=6,01 m
E85730			262 g/m L=6,01 m	E85790 inox			g/m L=6,01 m

L85-09

curtain wall system

E85

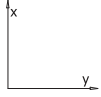
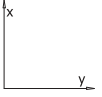



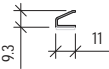

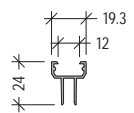



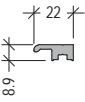
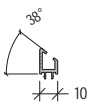
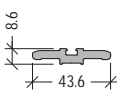
code		profile	weight length moment of inertia	code		profile	weight length moment of inertia
E85791 inox			g/m L=6,01 m	E85952			2041 g/m L=2,01 m Ix=31,31 cm ⁴ Iy=13,9 cm ⁴
E85906 transom connector			724 g/m L=6,01 m Ix=3,93 cm ⁴ Iy=8,95 cm ⁴	E85953			2344 g/m L=2,01 m Ix=67,85 cm ⁴ Iy=16,5 cm ⁴
E85907 transom connector			1010 g/m L=6,01 m Ix=9,79 cm ⁴ Iy=10,20 cm ⁴	E85954			2646 g/m L=2,01 m Ix=121,71 cm ⁴ Iy=19,09 cm ⁴
E85908 base for transom connector			367 g/m L=6,01 m Ix=0,04 cm ⁴ Iy=2,02 cm ⁴	E85955			3100 g/m L=2,01 m Ix=239,89 cm ⁴ Iy=22,99 cm ⁴
E 85994			1557 g/m L=2,01 m Ix=10,3 cm ⁴ Iy=12,85 cm ⁴	E85956			3275 g/m L=2,01 m Ix=311,58 cm ⁴ Iy=23,05 cm ⁴
E85951			1739 g/m L=2,01 m Ix=9,82 cm ⁴ Iy=11,31 cm ⁴	E85957			3532 g/m L=2,01 m Ix=425,35 cm ⁴ Iy=24,21 cm ⁴

L85-10

code	profile	weight length moment of inertia	code	profile	weight length moment of inertia
E85958		3499 g/m L=2,01 m Ix=368,84 cm ⁴ Iy=23,16 cm ⁴	E85974		1304 g/m L=2,01 m Ix=28,29 cm ⁴ Iy=1,66 cm ⁴
E85961		3977 g/m L=2,01 m Ix=138,19 cm ⁴ Iy=39,69 cm ⁴	E85975		1709 g/m L=2,01 m Ix=71,55 cm ⁴ Iy=2,3 cm ⁴
E85969		7680 g/m L=2,01 m Ix=1076,08 cm ⁴ Iy=60,25 cm ⁴	E85640		97 g/m L=6,01 m
E85960		10916 g/m L=2,01 m Ix=1908,8 cm ⁴ Iy=108,2 cm ⁴	E 8611		130 g/m L=6,01 m
E85972		764 g/m L=2,01 m Ix=3,26 cm ⁴ Iy=0,81 cm ⁴	E85641		140 g/m L=6,01 m
E85973		1034 g/m L=2,01 m Ix=11,94 cm ⁴ Iy=1,23 cm ⁴	E85642		200 g/m L=6,01 m

curtain wall system



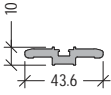
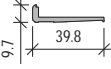
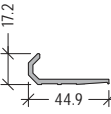

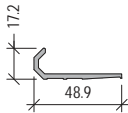
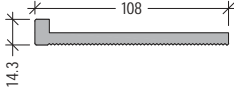
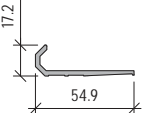
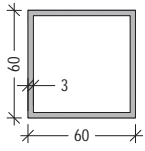
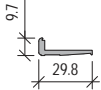

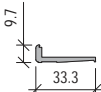

E85

code		profile	weight length moment of inertia	code		profile	weight length moment of inertia
E85643			286 g/m L=6,01 m	E85655			161 g/m L=6,01 m
E85650			101 g/m L=6,01 m	E85924TR			70 g/m L=6,01 m
E85651			108 g/m L=6,01 m	E85990			229 g/m L=6,01 m
E85652			117 g/m L=6,01 m	E85923			139 g/m L=6,01 m
E85653			128 g/m L=6,01 m	33881			307 g/m L=6,01 m
E85654			142 g/m L=6,01 m	E85920			596 g/m L=6,01 m

L85-12

curtain wall system

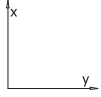
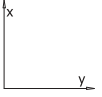
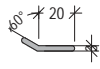
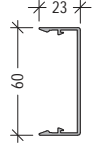
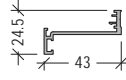
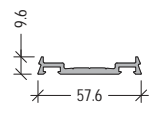
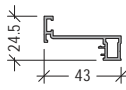
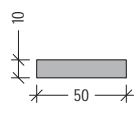
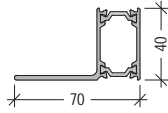
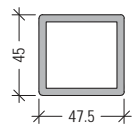
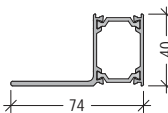
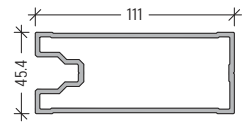
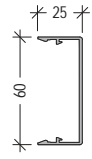
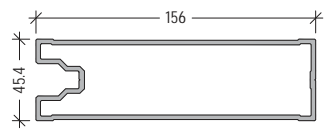
E85

code		profile	weight length moment of inertia	code		profile	weight length moment of inertia
E85921			602 g/m L=6,01 m	E85914			306 g/m L=6,01 m
E85902			383 g/m L=6,01 m	E85901			313 g/m L=6,01 m
E85916			408 g/m L=6,01 m	E85903			2036 g/m L=6,01 m
E85910			446 g/m L=6,01 m	7528			1847 g/m L=5,00 m $I_x=37,13 \text{ cm}^4$ $I_y=37,13 \text{ cm}^4$
E85912			246 g/m L=6,01 m	E85290			448 g/m L=6,01 m
E85917			266 g/m L=6,01 m	E85291			400 g/m L=6,01 m

L85-13

curtain wall system


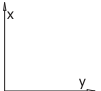
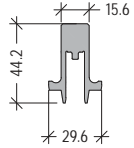
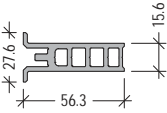
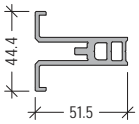
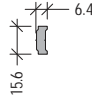
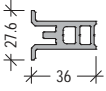
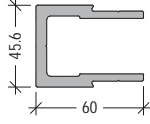
E85

code		profile	weight length moment of inertia	code		profile	weight length moment of inertia
E85610			176 g/m L=6,01 m	E8701			460 g/m L=6,01 m
E85611			346 g/m L=6,01 m	E8620			554 g/m L=6,01 m
E85612			381 g/m L=6,01 m	50009			1350 g/m L=6,01 m
E85620			984 g/m L=6,01 m	47001			1816 g/m L=6,01 m $I_x=21,00 \text{ cm}^4$ $I_y=19,23 \text{ cm}^4$
E85621			999 g/m L=6,01 m	E85801			2356 g/m L=6,01 m $I_x=127,94 \text{ cm}^4$ $I_y=28,07 \text{ cm}^4$
E8700			479 g/m L=6,01 m	E85802			2964 g/m L=6,01 m $I_x=310,45 \text{ cm}^4$ $I_y=37,86 \text{ cm}^4$

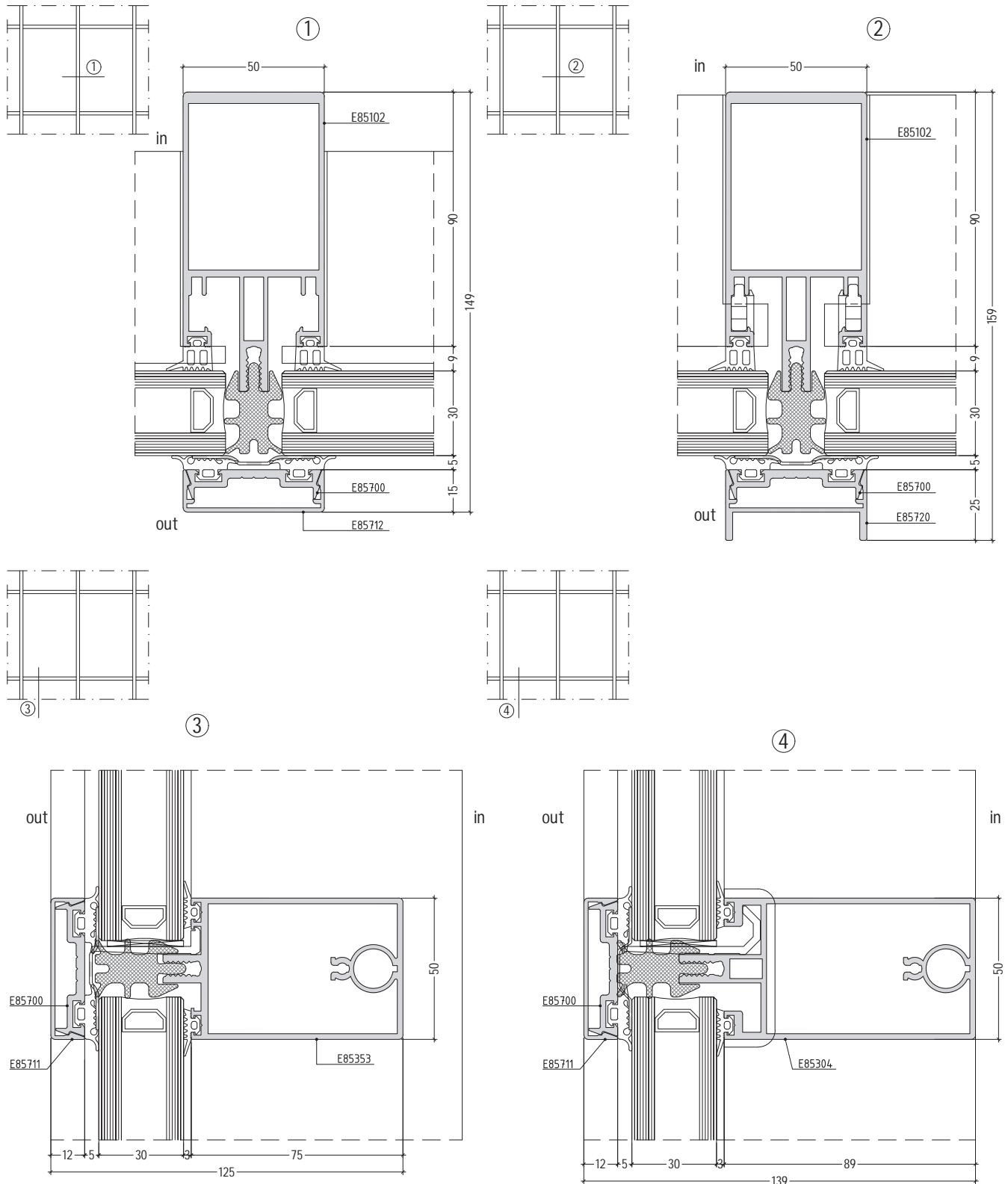
L85-14

curtain wall system

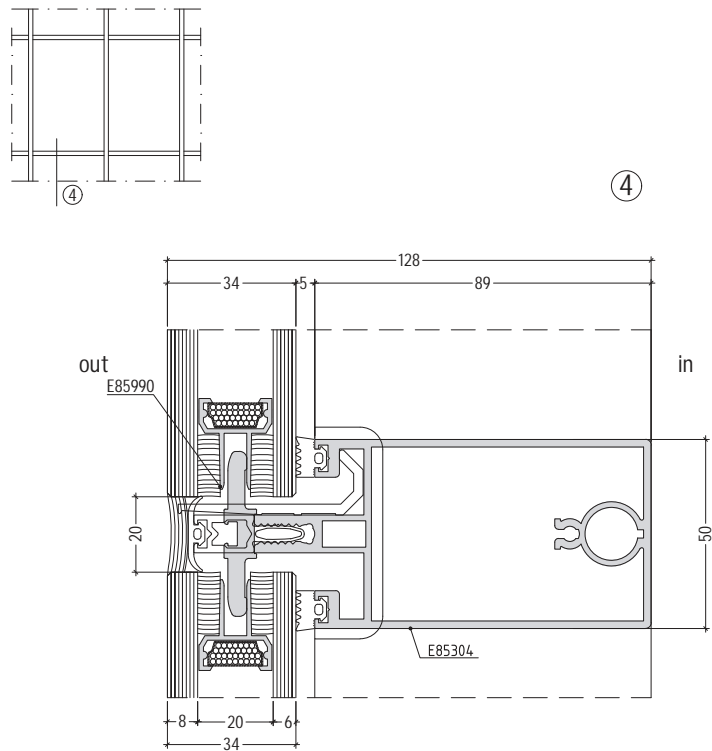
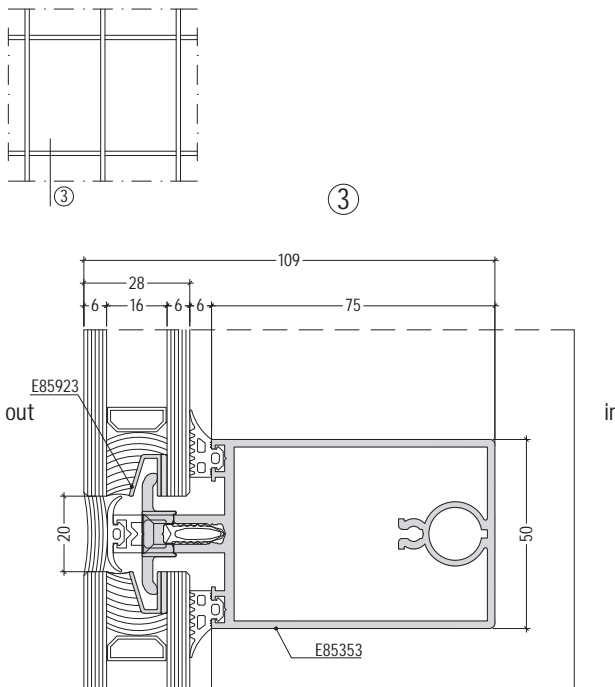
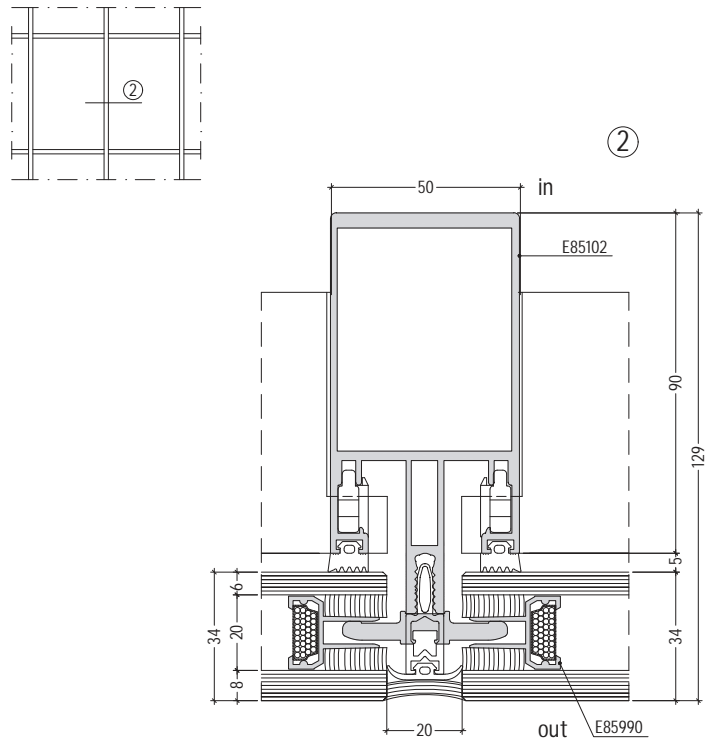
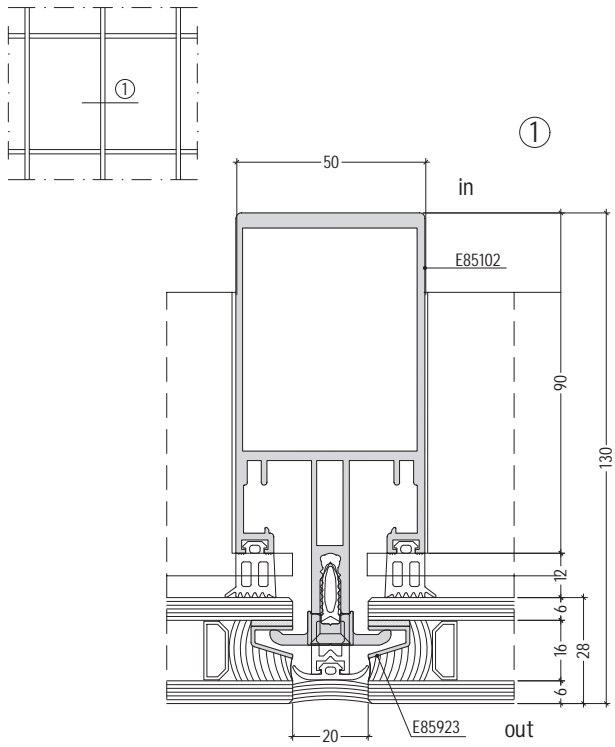
E85

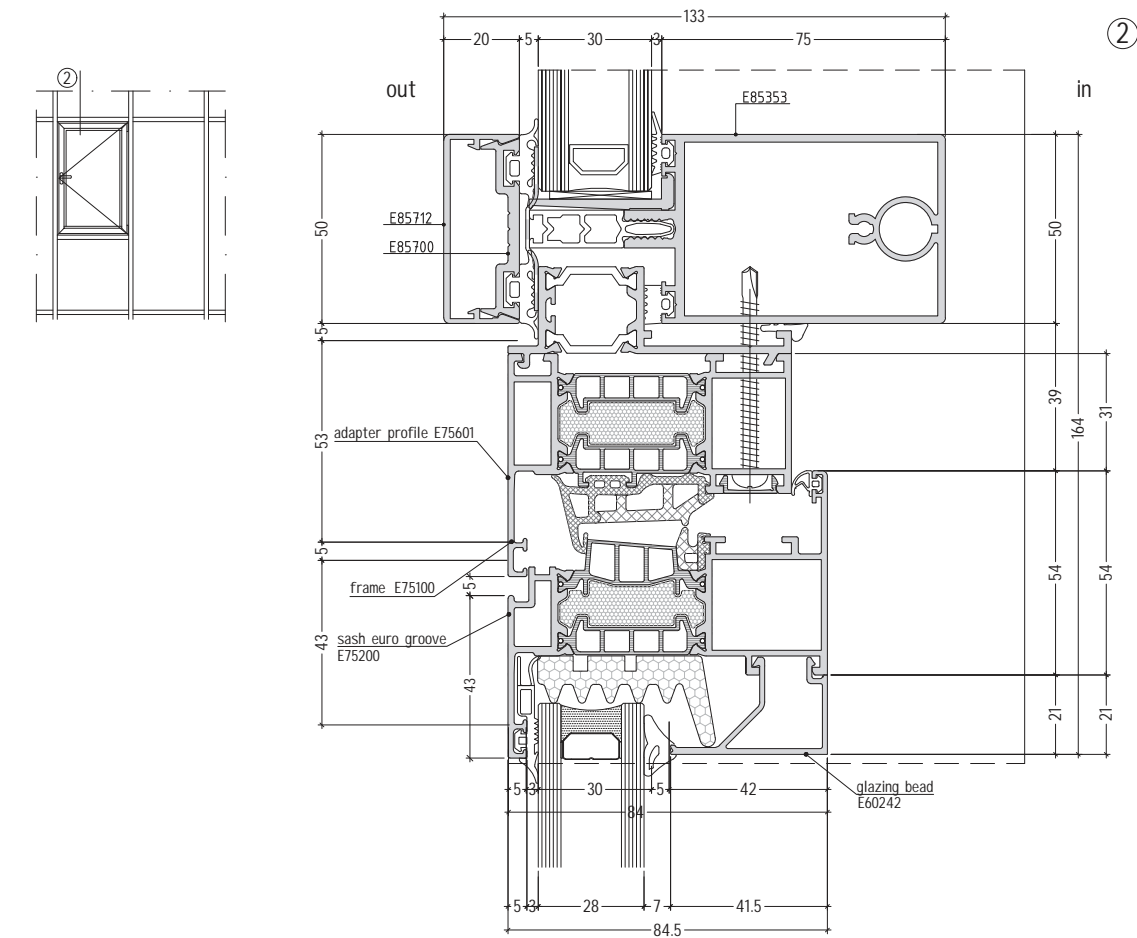
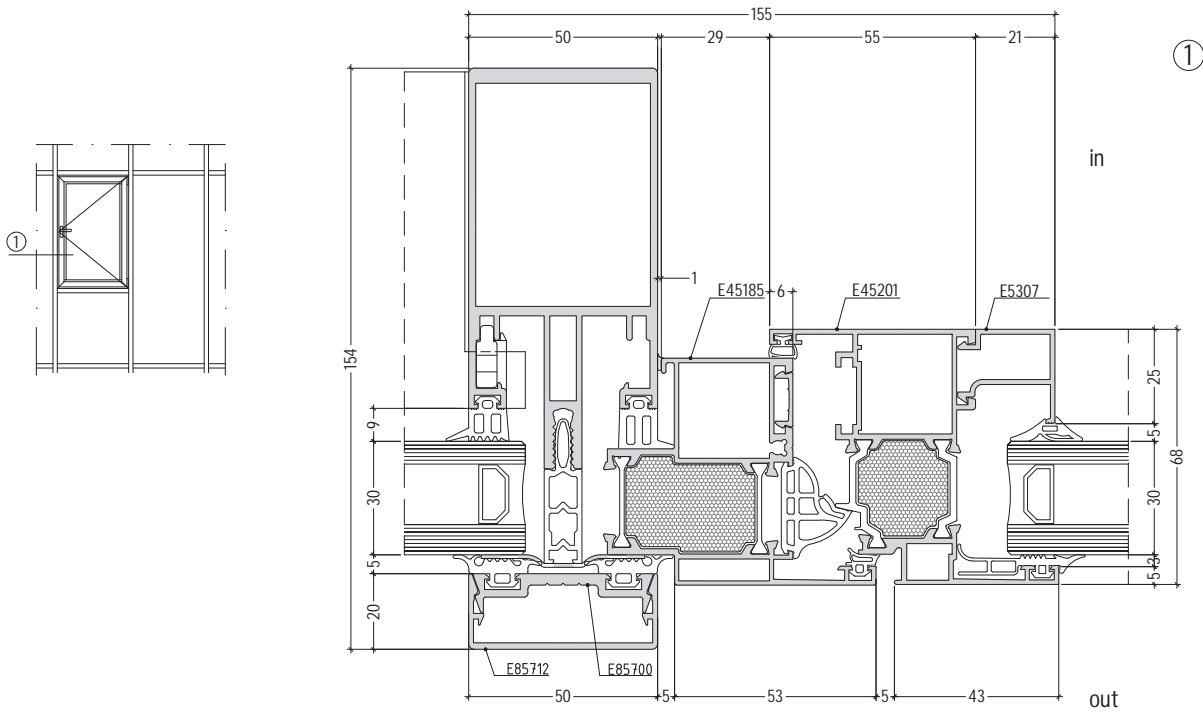
code		profile	weight length moment of inertia	code		profile	weight length moment of inertia
E85966			1246 g/m L=6,01 m	E85807			1311 g/m L=6,01 m $I_x=13,15 \text{ cm}^4$ $I_y=1,68 \text{ cm}^4$
E85803			1250 g/m L=6,01 m $I_x=12,08 \text{ cm}^4$ $I_y=3,44 \text{ cm}^4$	E85805			210 g/m L=6,01 m $I_x=3,50 \text{ cm}^4$ $I_y=1,18 \text{ cm}^4$
E85804			889 g/m L=6,01 m $I_x=3,50 \text{ cm}^4$ $I_y=1,18 \text{ cm}^4$	E85905			2232 g/m L=6,01 m $I_x=26,27 \text{ cm}^4$ $I_y=24,34 \text{ cm}^4$

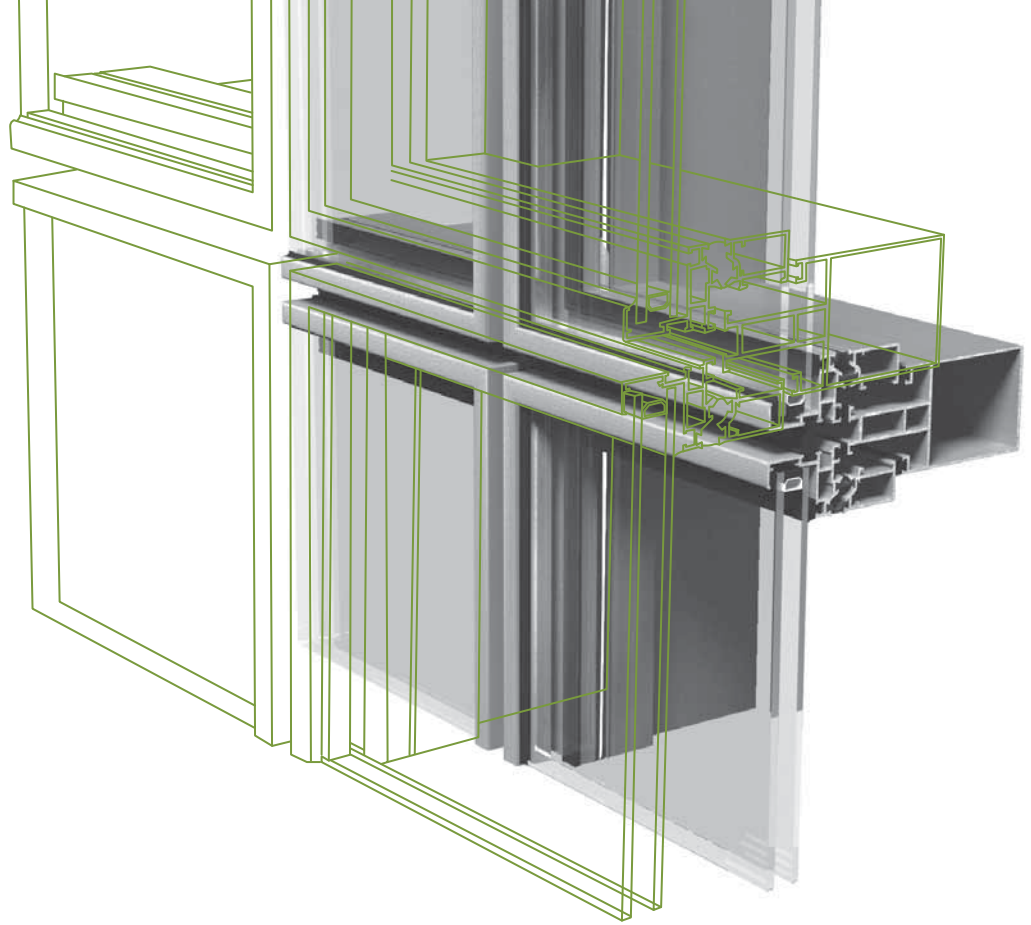
L85-15



D85-01



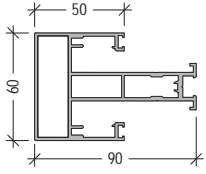
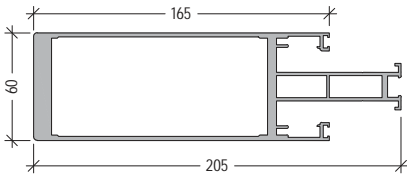
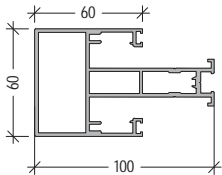
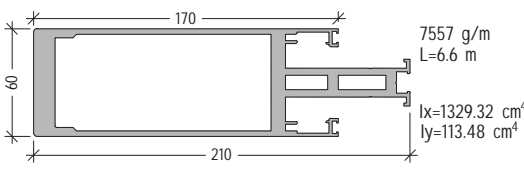
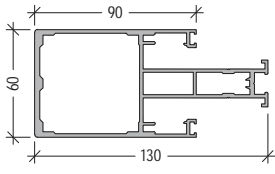
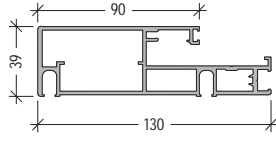
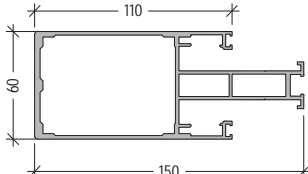
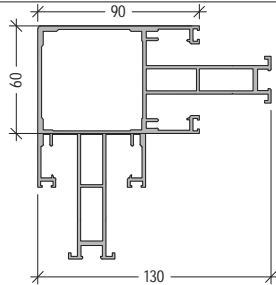
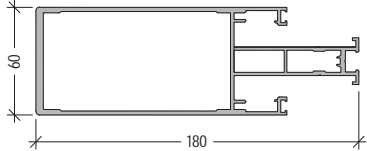
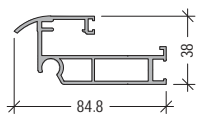
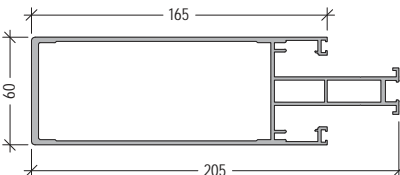
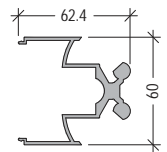




E8000

CURTAIN WALL SYSTEM

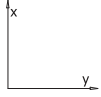
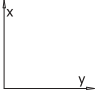
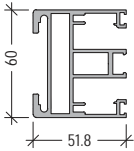
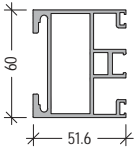
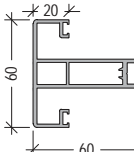
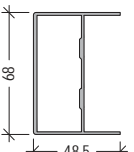
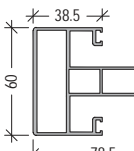
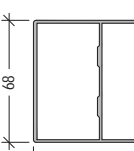
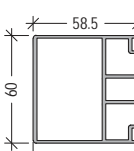
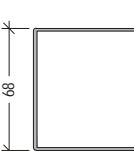
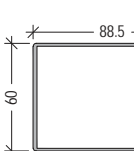
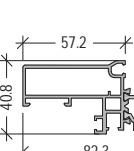
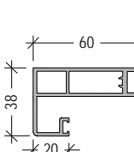
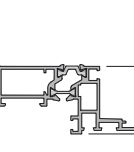
- 60 mm system width
- A specific feature is the cassette structure built on a traditional stick system
- The system allows top hung or parrallel opening vents with the same outer appearance as the fixed cassettes
- Variations of the system:
 - classical – four side aluminium cap semi-structural façade with 15 mm framing profile
 - structural façade
- The connection between the cassettes and the main structure is implemented by positioning locks, allowing dynamic load absorption
- Possibility to use various types of materials in the cassettes – glazings, etalbond®, fibre-cement plates, HPL
- Use of photovoltaic panels
- Special accessories – consoles for mounting of sun protection in front of the curtain wall
- Possibility to execute complex space constructions and roofs
- Opening parts
 - Top-hung vents
 - Parallel opening vents
 - Compatibility with all window systems of ETEM for the pressure plate type

code	profile	weight length moment of inertia	code	profile	weight length moment of inertia
E 8100		2141 g/m L=6.6 m $I_x=56.2 \text{ cm}^4$ $I_y=26.35 \text{ cm}^4$	E 8107		5290 g/m L=6.01 m $I_x=901.11 \text{ cm}^4$ $I_y=87.28 \text{ cm}^4$
E 8101		2352 g/m L=6.6 m $I_x=74.56 \text{ cm}^4$ $I_y=31.26 \text{ cm}^4$	E 8105		7557 g/m L=6.6 m $I_x=1329.32 \text{ cm}^4$ $I_y=113.48 \text{ cm}^4$
E 8102		2978 g/m L=6.6 m $I_x=173.66 \text{ cm}^4$ $I_y=46.27 \text{ cm}^4$	E 8152		2344 g/m L=6.6 m $I_x=138.28 \text{ cm}^4$ $I_y=16.1 \text{ cm}^4$
E 8103		3173 g/m L=6.6 m $I_x=254.02 \text{ cm}^4$ $I_y=53.07 \text{ cm}^4$	E 8142		4139 g/m L=6.6 m $I_x=196.5 \text{ cm}^4$ $I_y=196.5 \text{ cm}^4$
E 8104		3702 g/m L=6.6 m $I_x=454.02 \text{ cm}^4$ $I_y=66.31 \text{ cm}^4$	E 8652		1388 g/m L=6.6 m $I_x=28.84 \text{ cm}^4$ $I_y=8.03 \text{ cm}^4$
E 8106		3961 g/m L=6.6 m $I_x=639.1 \text{ cm}^4$ $I_y=75.47 \text{ cm}^4$	E 8653		1498 g/m L=6.6 m $I_x=15.19 \text{ cm}^4$ $I_y=16.61 \text{ cm}^4$


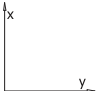
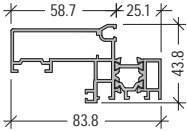
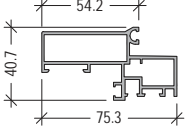
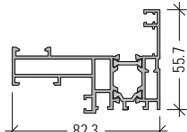
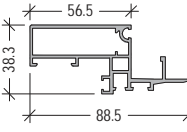
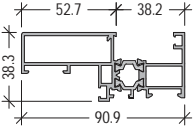
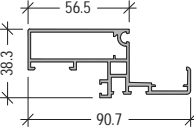
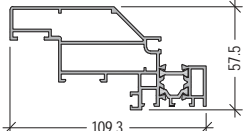
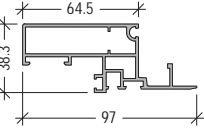
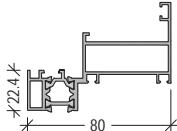
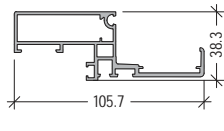
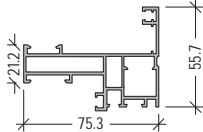
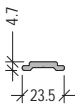
L8000-01

curtain wall system

E8000

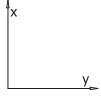
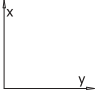
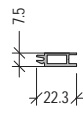
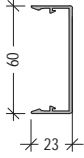

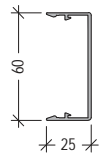
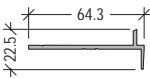

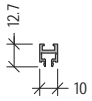
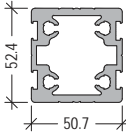
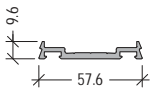
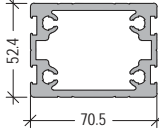
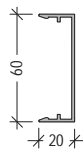
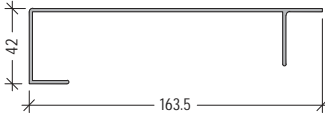
code		profile	weight length moment of inertia	code		profile	weight length moment of inertia
E 8170			1963 g/m L=6.6 m Ix=17.77 cm ⁴ Iy=32.27 cm ⁴	E 8370			1766 g/m L=6.01 m Ix=18.31 cm ⁴ Iy=30.24 cm ⁴
E 8300			1388 g/m L=6.01 m Ix=20.4 cm ⁴ Iy=12.59 cm ⁴	E 8602			1064 g/m L=6.01 m Ix=8.18 cm ⁴ Iy=24.44 cm ⁴
E 8304			1693 g/m L=6.01 m Ix=36.96 cm ⁴ Iy=20.28 cm ⁴	E 8604			1145 g/m L=6.01 m Ix=14.39 cm ⁴ Iy=27.76 cm ⁴
E 8301			2012 g/m L=6.01 m Ix=65.02 cm ⁴ Iy=25.62 cm ⁴	E 8619			1388 g/m L=6.01 m Ix=46.28 cm ⁴ Iy=37.71 cm ⁴
E 8302			2255 g/m L=6.01 m Ix=129.76 cm ⁴ Iy=33.32 cm ⁴	E 8250			1485 g/m L=6.01 m Ix=29.58 cm ⁴ Iy=6.34 cm ⁴
E 8303			1102 g/m L=6.01 m Ix=16.08 cm ⁴ Iy=5.54 cm ⁴	E 8260			1457 g/m L=6.01 m Ix=28.4 cm ⁴ Iy=6.99 cm ⁴

L8000-02

code		profile	weight length moment of inertia	code		profile	weight length moment of inertia
E 8270 parallel opening			1572 g/m L=6.01 m Ix=32.36 cm ⁴ Iy=7.94 cm ⁴	E 8203			1191 g/m L=6.01 m Ix=21.51 cm ⁴ Iy=5.83 cm ⁴
E 8251			1678 g/m L=6.01 m Ix=39.57 cm ⁴ Iy=9.71 cm ⁴	E 8201			1233 g/m L=6.01 m Ix=24.25 cm ⁴ Iy=6.43 cm ⁴
E 8252			1598 g/m L=6.01 m Ix=39.99 cm ⁴ Iy=6.33 cm ⁴	E 8200			1253 g/m L=6.01 m Ix=28.03 cm ⁴ Iy=7.14 cm ⁴
E 8255			2057 g/m L=6.01 m Ix=68.72 cm ⁴ Iy=20.34 cm ⁴	E 8202			1327 g/m L=6.01 m Ix=30.45 cm ⁴ Iy=7.72 cm ⁴
E 8452			1376 g/m L=6.01 m Ix=33.82 cm ⁴ Iy=10.23 cm ⁴	E 8205			1402 g/m L=6.01 m Ix=43.18 cm ⁴ Iy=8.3 cm ⁴
E 8204			1381 g/m L=6.01 m Ix=29.65 cm ⁴ Iy=9.31 cm ⁴	E 2309			197 g/m L= 4.40m

curtain wall system


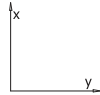
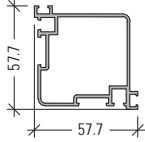
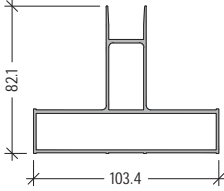
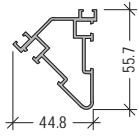
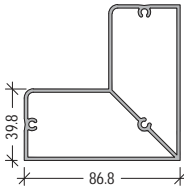
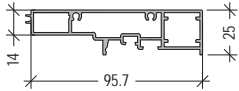
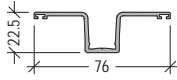
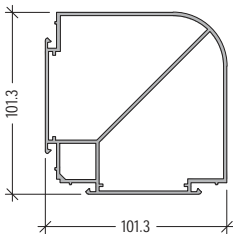
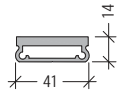
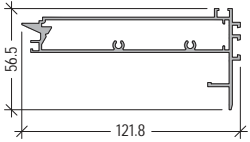
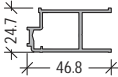
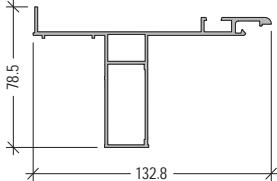
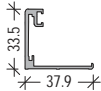
E8000

code		profile	weight length moment of inertia	code		profile	weight length moment of inertia
E 8603			190 g/m L=6.01 m	E 8701 anti vandal			460.2 g/m L=6.01 m
E 8608			125 g/m L=6.01 m	E 8700 anti vandal			479.2 g/m L=6.01 m
E 8610			431 g/m L=6.01 m	E 6409			392 g/m L=6.01 m
E 8611			130 g/m L=6.01 m	E 8950			2749 g/m L=6.01 m $I_x=35.95 \text{ cm}^4$ $I_y=32.16 \text{ cm}^4$
E 8620			554 g/m L=6.01 m	E 8951			3175 g/m L=6.01 m $I_x=76.14 \text{ cm}^4$ $I_y=45.25 \text{ cm}^4$
E 6406			423 g/m L=6.01 m	E 8656			1233 g/m L=6.01 m $I_x=144.82 \text{ cm}^4$ $I_y=8.55 \text{ cm}^4$

L8000-04

curtain wall system

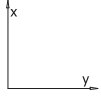
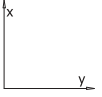
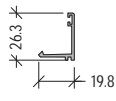
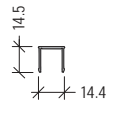
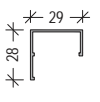
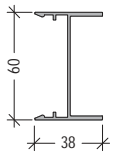
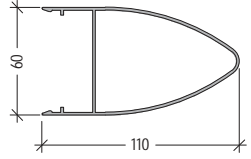
E8000

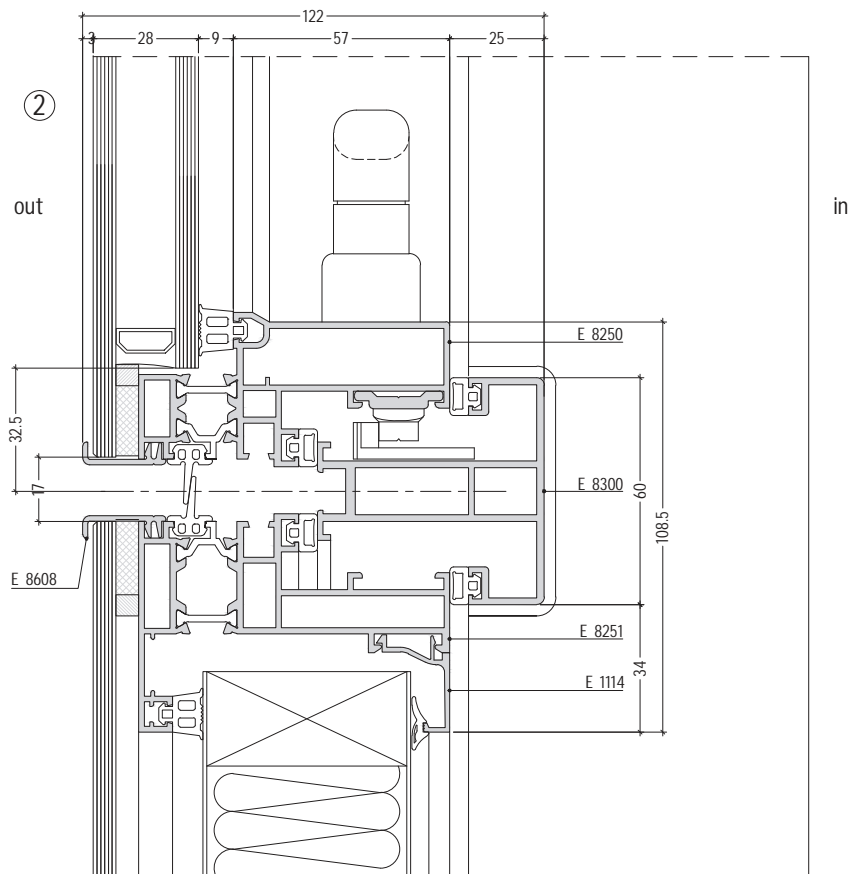
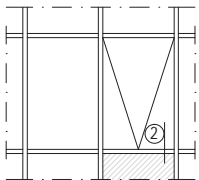
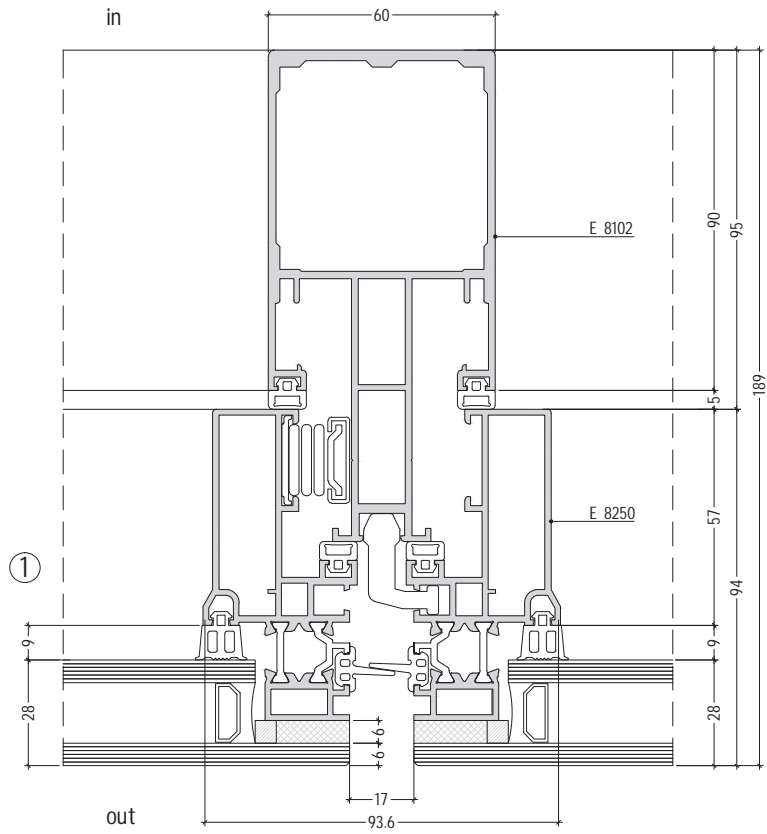
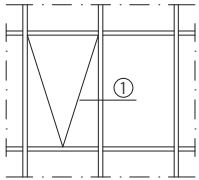
code		profile	weight length moment of inertia	code		profile	weight length moment of inertia
E 8650			1083 g/m L=6.01 m $I_x=15.93 \text{ cm}^4$ $I_y=15.93 \text{ cm}^4$	E 8801			1721 g/m L=6.01 m $I_x=50.77 \text{ cm}^4$ $I_y=32.58 \text{ cm}^4$
E 8651			877 g/m L=6.01 m $I_x=5.47 \text{ cm}^4$ $I_y=7.52 \text{ cm}^4$	E 8658			2004 g/m L=6.01 m $I_x=62.6 \text{ cm}^4$ $I_y=62.67 \text{ cm}^4$
E 8670			1256 g/m L=6.01 m $I_x=39.7 \text{ cm}^4$ $I_y=2.76 \text{ cm}^4$	E 8851			635 g/m L=6.01 m $I_x=4.82 \text{ cm}^4$ $I_y=0.7 \text{ cm}^4$
E 8802			2696 g/m L=6.01 m $I_x=126.54 \text{ cm}^4$ $I_y=126.53 \text{ cm}^4$	E 8601			783 g/m L=6.01 m $I_x=4.82 \text{ cm}^4$ $I_y=0.7 \text{ cm}^4$
E 8659			1588 g/m L=6.01 m $I_x=96.49 \text{ cm}^4$ $I_y=8.37 \text{ cm}^4$	E 8853			588 g/m L=6.01 m $I_x=4.82 \text{ cm}^4$ $I_y=0.7 \text{ cm}^4$
E 8800			1605 g/m L=6.01 m $I_x=67.3 \text{ cm}^4$ $I_y=29.86 \text{ cm}^4$	E 8660			448 g/m L=6.01 m $I_x=4.82 \text{ cm}^4$ $I_y=0.7 \text{ cm}^4$

L8000-05

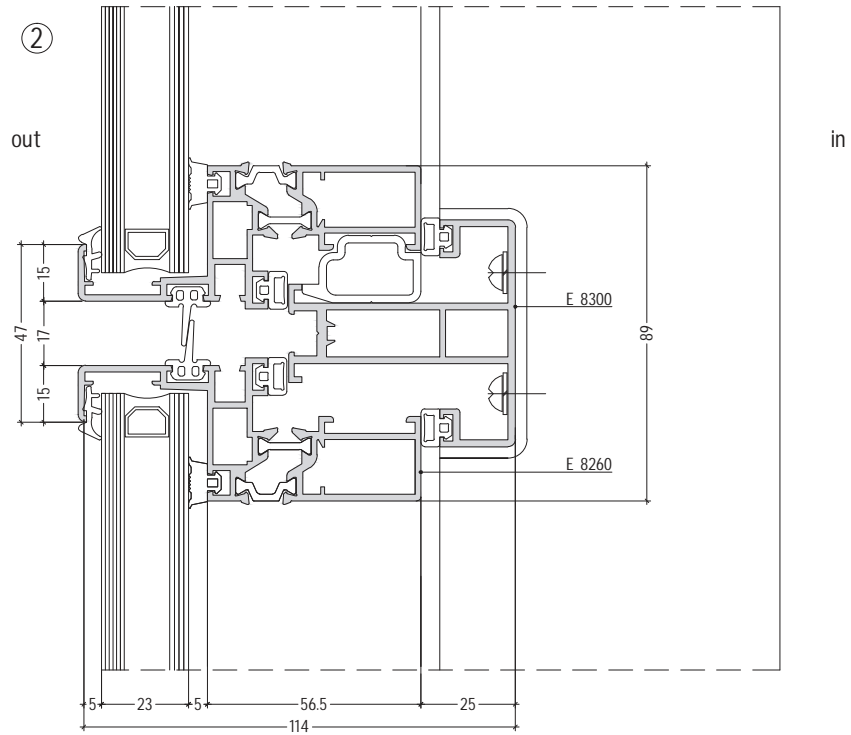
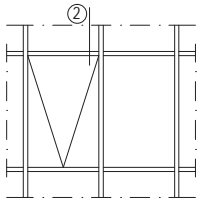
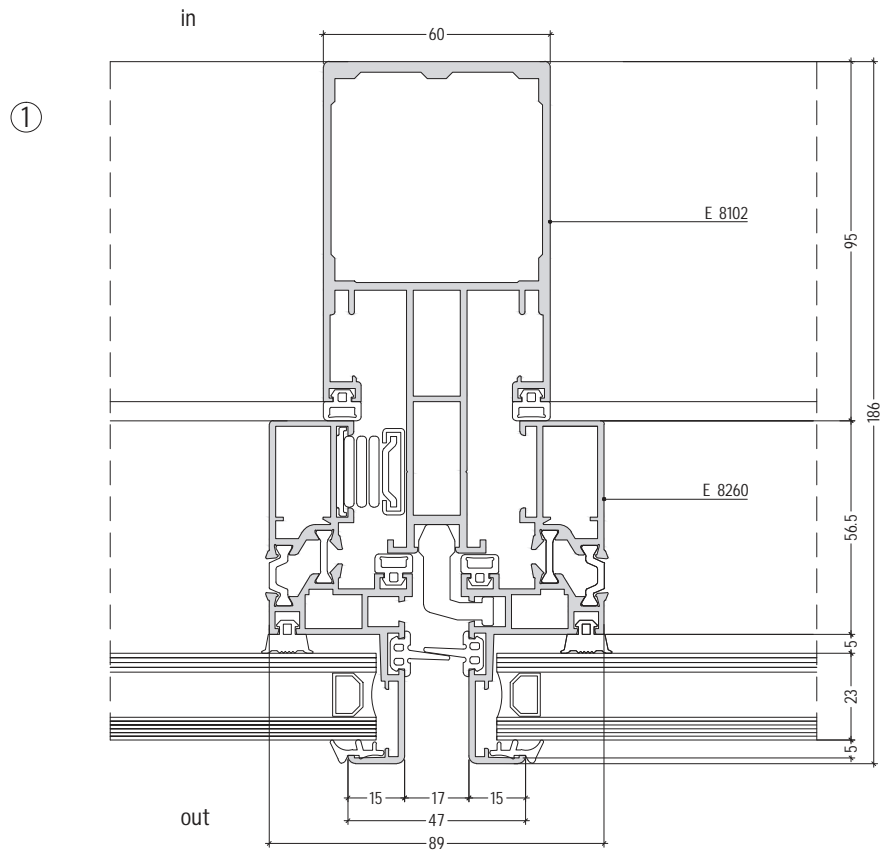
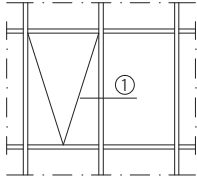
curtain wall system

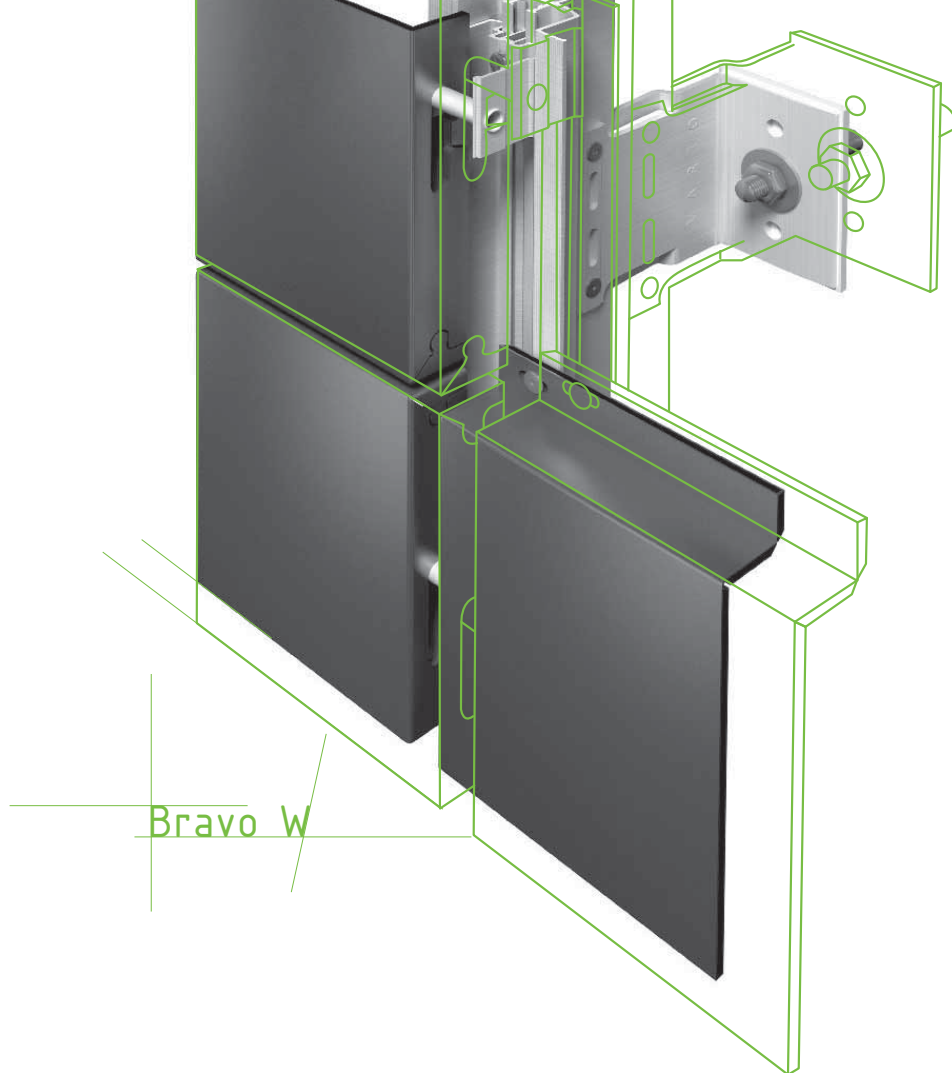
E8000

code		profile	weight length moment of inertia	code		profile	weight length moment of inertia
E 8850			203 g/m L=6.01 m	E 8852			111 g/m L=6.01 m
E 8863			235 g/m L=6.01 m	E 8702			641 g/m L=6.01 m
E 8703			1218 g/m L=6.01 m				



D8000-01





BRAVO

Ventilated façade system

Bravo W / Bravo Y / Bravo U / Bravo H

- Designed for installation of composite materials and metal sheets through hangers and profile combinations
- Fast and secure installation
- Optimal solution for large and flat façades
- Unique design that combines main supporting profiles with over than 30 types of wall brackets from 40 to 270 mm of length, which ensure alignment of the façade material while eliminating the irregularities of the construction base
- L and U-shaped mounting wall brackets
- 3-dimensional adjustability facilitating the ease of installation
- Depending on the mounting method there are some sub systems: Bravo Y, Bravo W, Bravo U, Bravo H





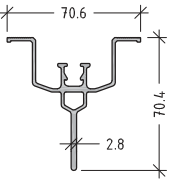

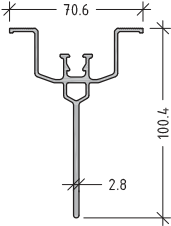
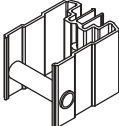
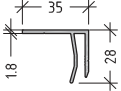
BRAVO W

BRAVO W is the optimal solution for large and flat façades, ensuring fast and secure installation of cassettes from aluminium composite materials (etalbond®) and metal sheets. The system allows the movement of the façade material due to various thermal expansions without compromising the secure attachment of the cassettes.

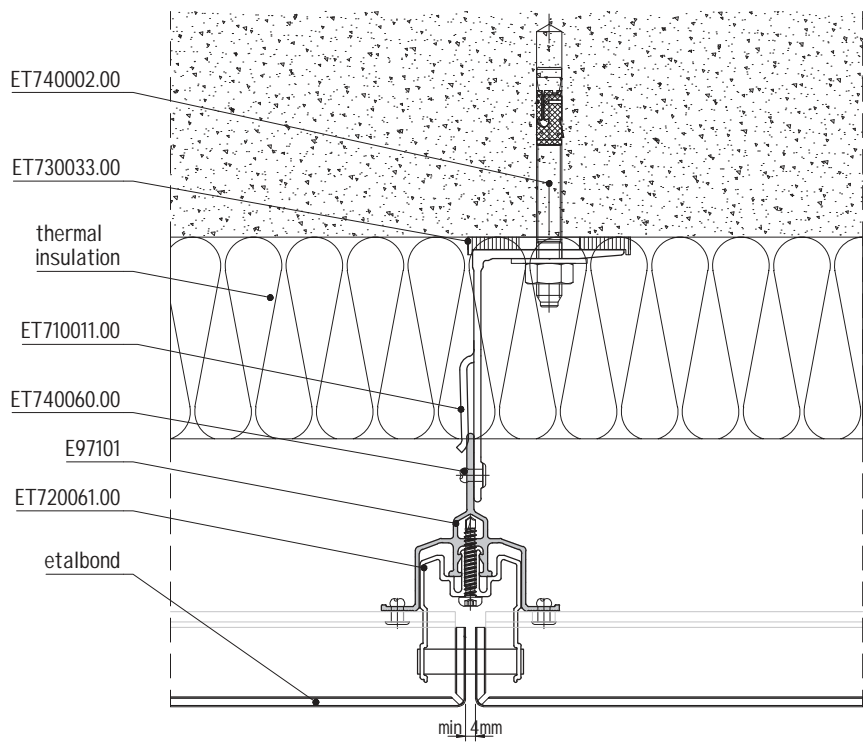
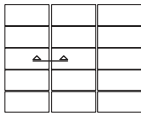
MAIN ADVANTAGES:

- fast and secure installation
- hangers, allowing adjustment in three directions to facilitate the installation of the cassettes

CLADDING MATERIALS: Aluminium Composite Material, Metal sheet products.

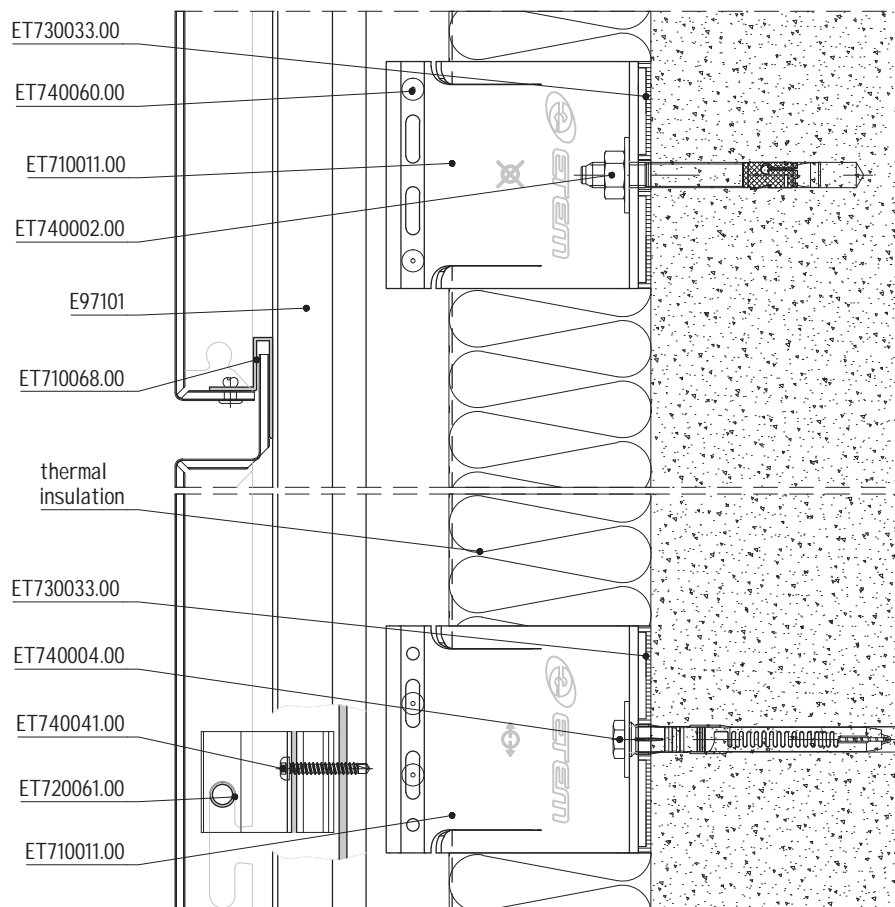
code	 profile	weight length moment of inertia	code	 profile	weight length moment of inertia
E 97101 main profile		1103 g/m L=6.01 m $I_x=13.25 \text{ cm}^4$ $I_y=8.90 \text{ cm}^4$	E 97105 U profile		248 g/m L=6.01 m
E 97102 main profile		1329 g/m L=6.01 m $I_x=37.52 \text{ cm}^4$ $I_y=8.90 \text{ cm}^4$	ET720061.00 hanger		pcs 1
E 97104 F profile		394 g/m L=6.01 m			

horizontal section



①

vertical section



②



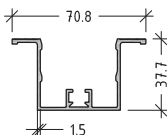
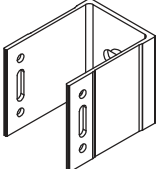

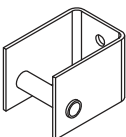
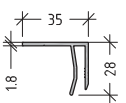
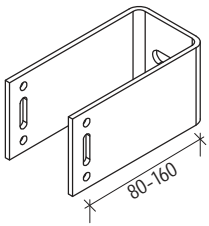
BRAVO U

BRAVO U is a system for installation of composite materials and metal sheets, using the most successful principle of panel hanging. The system is an optimal solution for large and flat façades. It ensures fast and secure installation of the composite panels and it is an optimal response to the thermal expansion of the material.

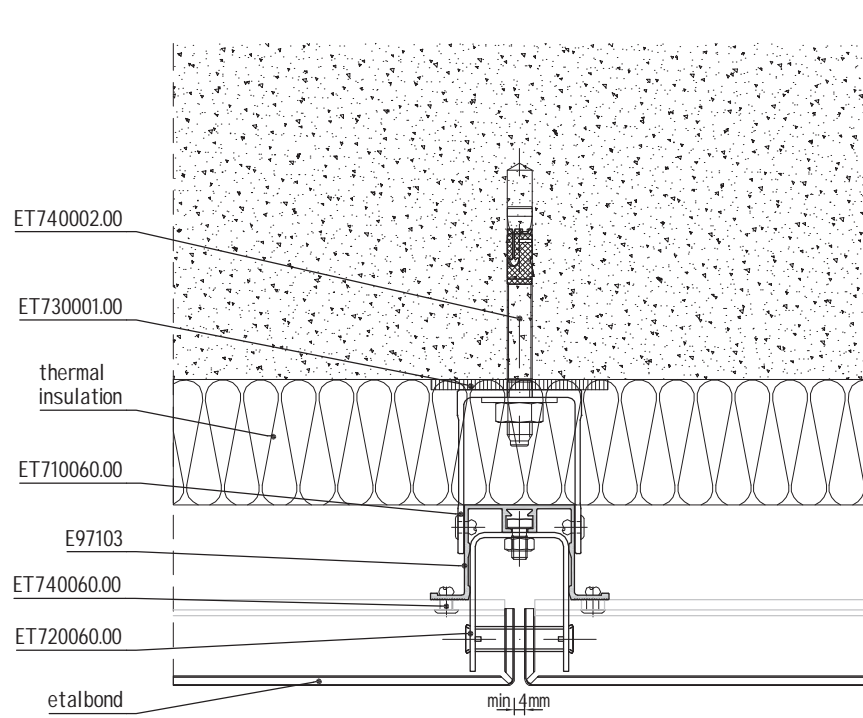
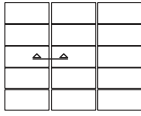
MAIN ADVANTAGES:

- U- shaped brackets
- profiles, allowing the implementation of curved ventilated façades
- hangers, allowing adjustment in three projections to facilitate the installation of the composite material panels

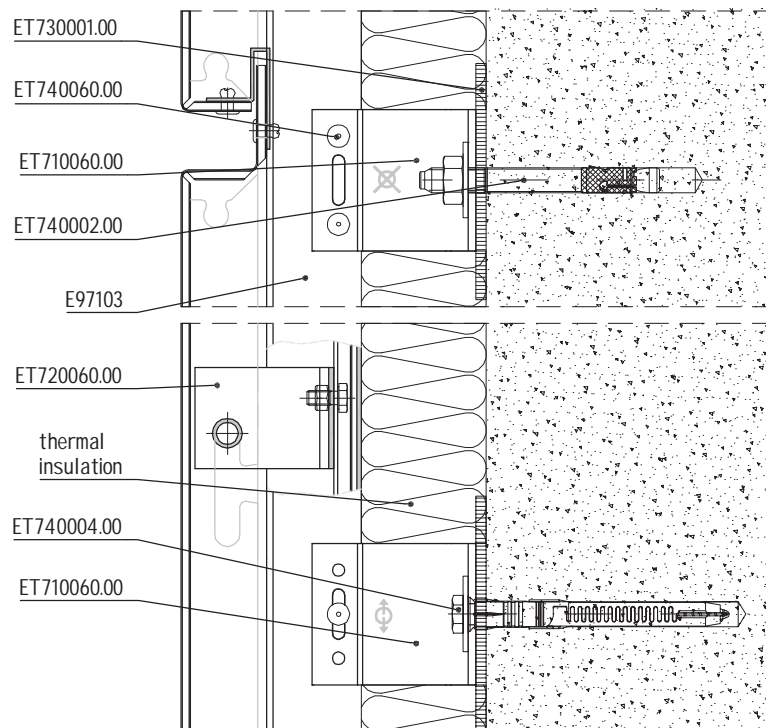

CLADDING MATERIALS: Aluminium Composite Material, Metal sheet products.

code	profile	weight length moment of inertia	code	profile	weight length moment of inertia
E 97103 main profile		761 g/m L=6.01 m Ix=10.94 cm ⁴ Iy=5.67 cm ⁴	ET710060.00 wall bracket		pcs 1
E 97105 U profile		248 g/m L=6.01 m	ET720060.00 hanger		pcs 1
E 97104 F profile		394 g/m L=6.01 m	ET710061.00 - 80 mm ET710062.00 - 100 mm ET710063.00 - 120 mm ET710064.00 - 140 mm ET710065.00 - 150 mm ET710066.00 - 160 mm wall bracket		pcs 1

horizontal section



vertical section





BRAVO Y

System is designed for installation of composite materials and metal sheets by using the most successful principle of cladding. The system is an optimal solution for large and flat façades.

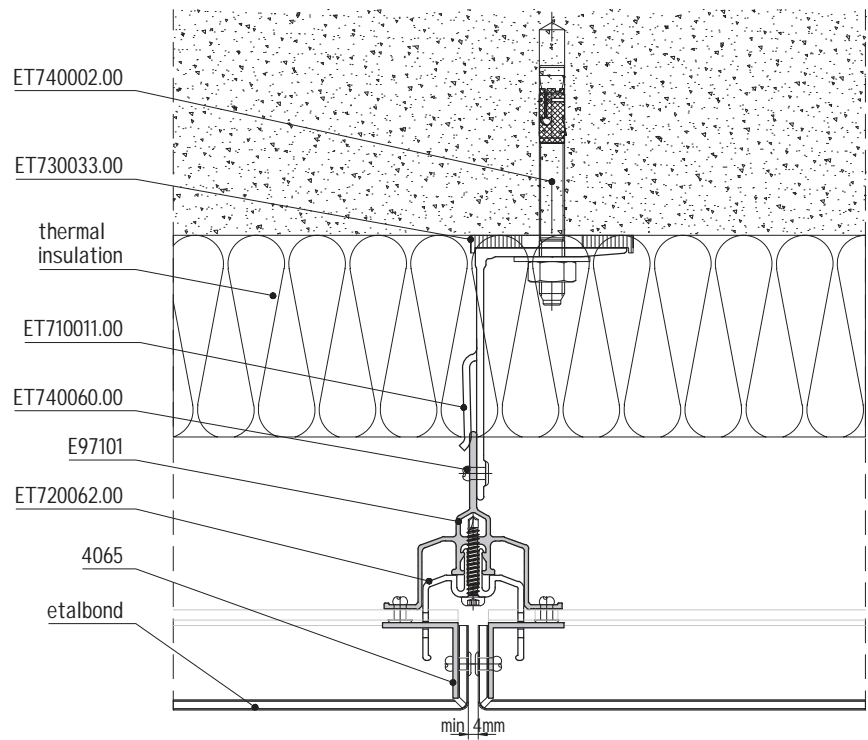
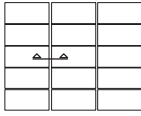
MAIN ADVANTAGES:

- fast and secure installation
- hangers, allowing adjustment in three projections to facilitate the installation of the panels
- specially designed hangers which do not require machining of holes for hanging the panels
- precision engineered “Y” slot on each hanger

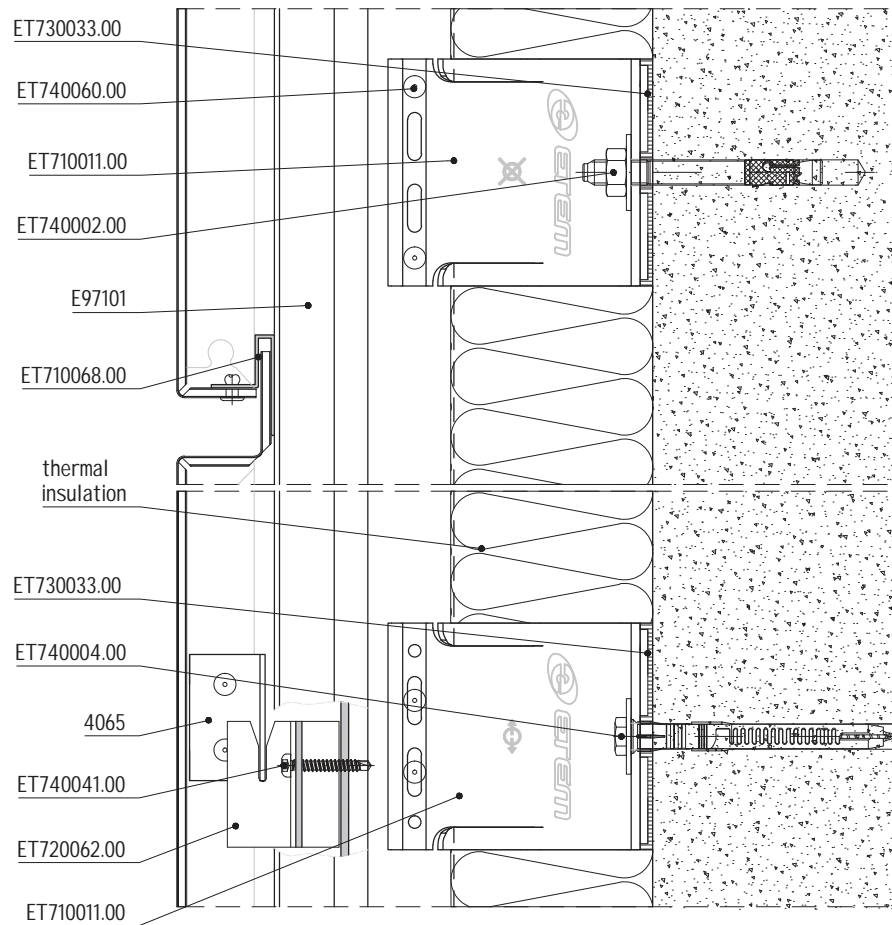

CLADDING MATERIALS: Aluminium Composite Material, Metal sheet products.

code	profile	weight length moment of inertia	code	profile	weight length moment of inertia
E 97101 main profile		1103 g/m L=6.01 m $I_x=13.25 \text{ cm}^4$ $I_y=8.90 \text{ cm}^4$	E 97105 U profile		248 g/m L=6.01 m
E 97102 main profile		1329 g/m L=6.01 m $I_x=37.52 \text{ cm}^4$ $I_y=8.90 \text{ cm}^4$	ET720062.00 hanger		pcs 1
E 97104 F profile		394 g/m L=6.01 m			

horizontal section



vertical section







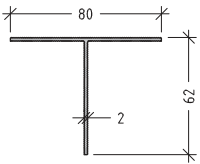
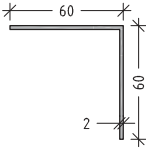
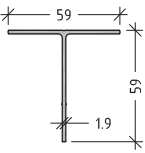
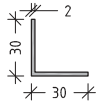
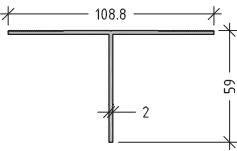
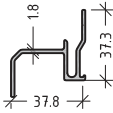
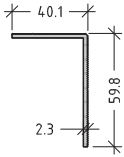
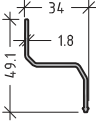
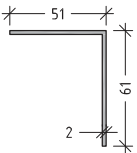

BRAVO H

Bravo H system is designed for installation of composite materials and metal sheets by using the easiest and simple cladding principle (tongue and groove). The system is an optimal solution for large and flat façades.

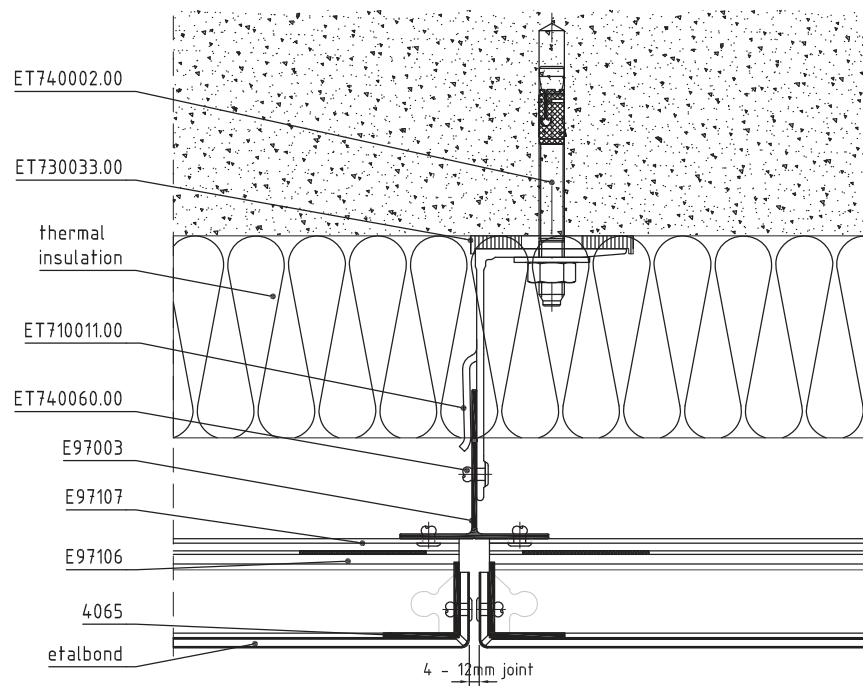
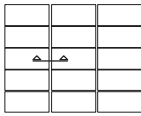
MAIN ADVANTAGES:

- fast and secure installation
- widescreen raster on the façades can be manufactured
- special accessories to avoid the clatter noise between the horizontal profile
- possibility for large span of the panels depending on the applied loads
- variable horizontal and vertical gap (min 4 – max 21 mm)

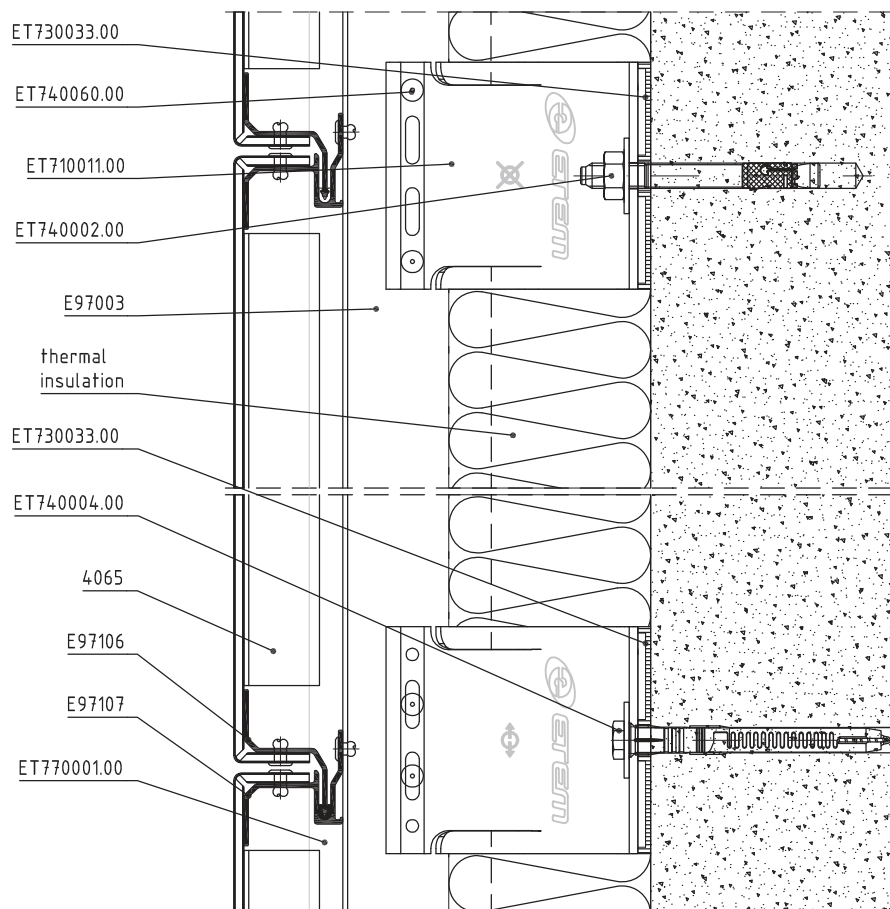
CLADDING MATERIALS: Aluminium Composite Material, Metal sheet products.

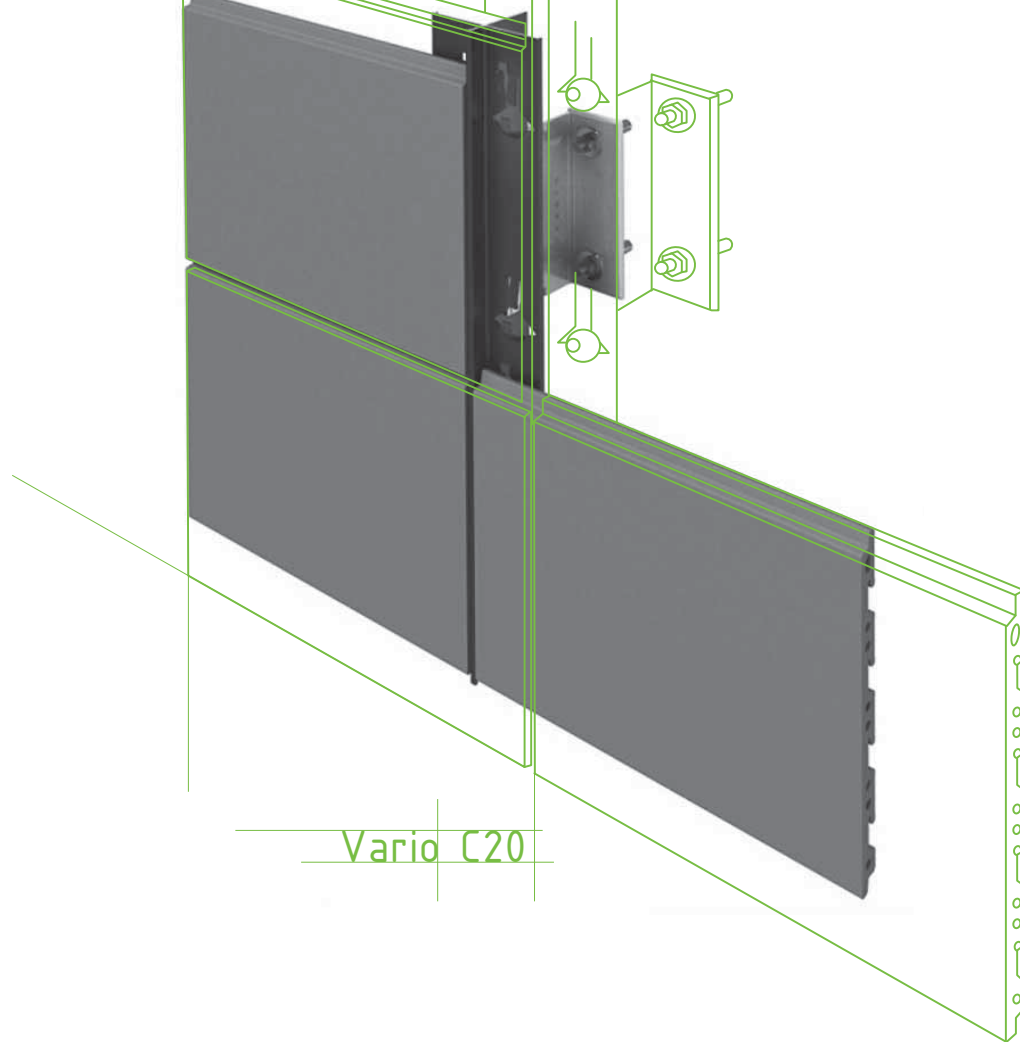
code		profile	weight length moment of inertia	code		profile	weight length moment of inertia
E 97004 main profile			646 g/m L=6.01 m $I_x=8.67 \text{ cm}^4$ $I_y=7.26 \text{ cm}^4$	4218 main profile			640 g/m L=6.01 m $I_x=8.56 \text{ cm}^4$ $I_y=8.56 \text{ cm}^4$
E 97003 main profile			603 g/m L=6.01 m $I_x=7.78 \text{ cm}^4$ $I_y=3.25 \text{ cm}^4$	E 97004 supporting profile			314 g/m L=6.01 m $I_x=1.02 \text{ cm}^4$ $I_y=1.02 \text{ cm}^4$
E 97217 main profile			875 g/m L=6.01 m $I_x=9.51 \text{ cm}^4$ $I_y=20.03 \text{ cm}^4$	E 97106 horizontal profile			568 g/m L=6.01 m $I_x=1.834 \text{ cm}^4$ $I_y=2.317 \text{ cm}^4$
E 97218 main profile			567 g/m L=6.01 m $I_x=2.96 \text{ cm}^4$ $I_y=7.92 \text{ cm}^4$	E 97107 horizontal profile			365 g/m L=6.01 m $I_x=1.988 \text{ cm}^4$ $I_y=4.188 \text{ cm}^4$
4049 main profile			596 g/m L=6.01 m $I_x=8.52 \text{ cm}^4$ $I_y=5.50 \text{ cm}^4$	ET130439.00 silicone gasket ET730040.00 silicone gasket pack			1000 mm length 500 pcs
				note: 50 mm gasket - 2 gaskets per each 1 m length			

horizontal section



vertical section





VARIO

Ventilated façade system

Vario Lamella / Vario GH / Vario Glue / Vario Fixings /
Vario Clips / Vario C20

- Designed for visible or invisible installation of ceramic tiles, HPL, fiber cement, glass, etalbond®
- Different mounting methods through hangers, clips, rivets, screws, gluing technique
- Fast, easy and secure mounting
- Profiles with additional treatments for fast and secure mounting of façade materials
- Depending on the mounting method there are some sub systems: Vario C20, Vario Clips, Vario Glue, Vario Fixings, Vario GH and Vario Lamella



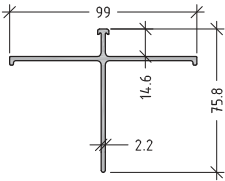
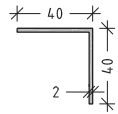
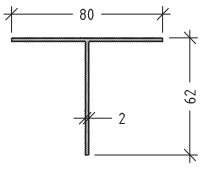
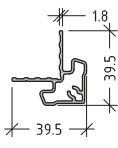
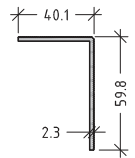
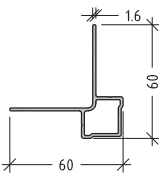
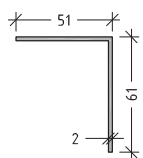
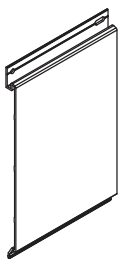
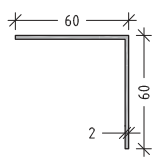

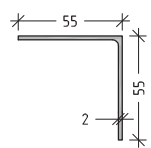
VARIO Lamella

System for ventilated curtain wall consisted entirely of extruded aluminium elements. VARIO Lamella differs from the existing solutions with the unique cladding material - ETEM aluminium lamella. The product ensures accurate fixed 8 mm vertical gap by specially selected main vertical profile and 8 mm horizontal negative gap defined by the lamellas.

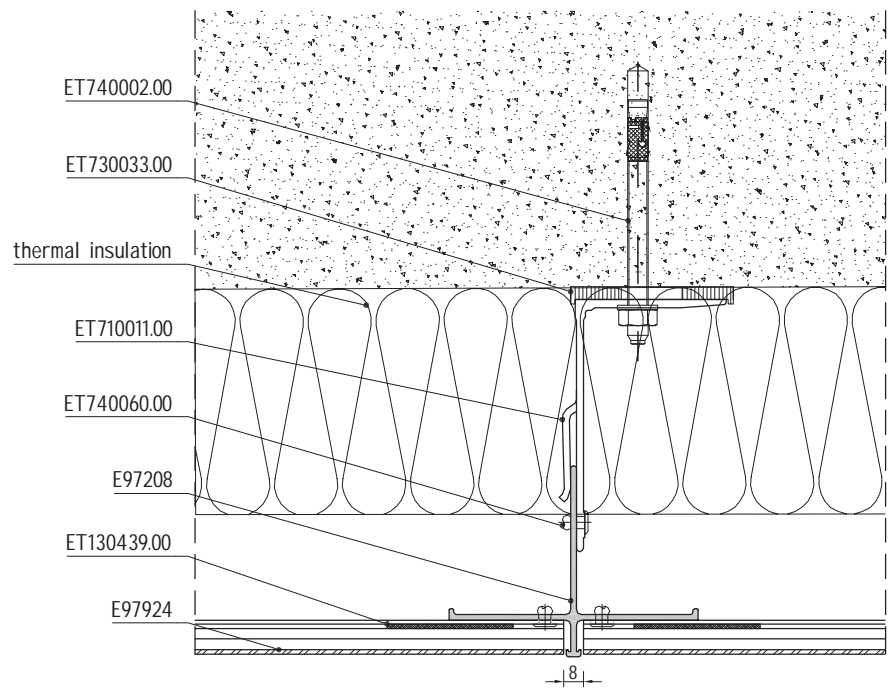
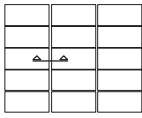
MAIN ADVANTAGES:

- quick and easy installation due to only one main façade material without additional accessories
- custom made sizes of lamellas
- wide range of finishes and colors
- low weight of just 6 kg/m², facilitating the transportation, loading, unloading and installation
- allows the use of very long lamella, in the case of severe loading and provides excellent performance in terms of statics

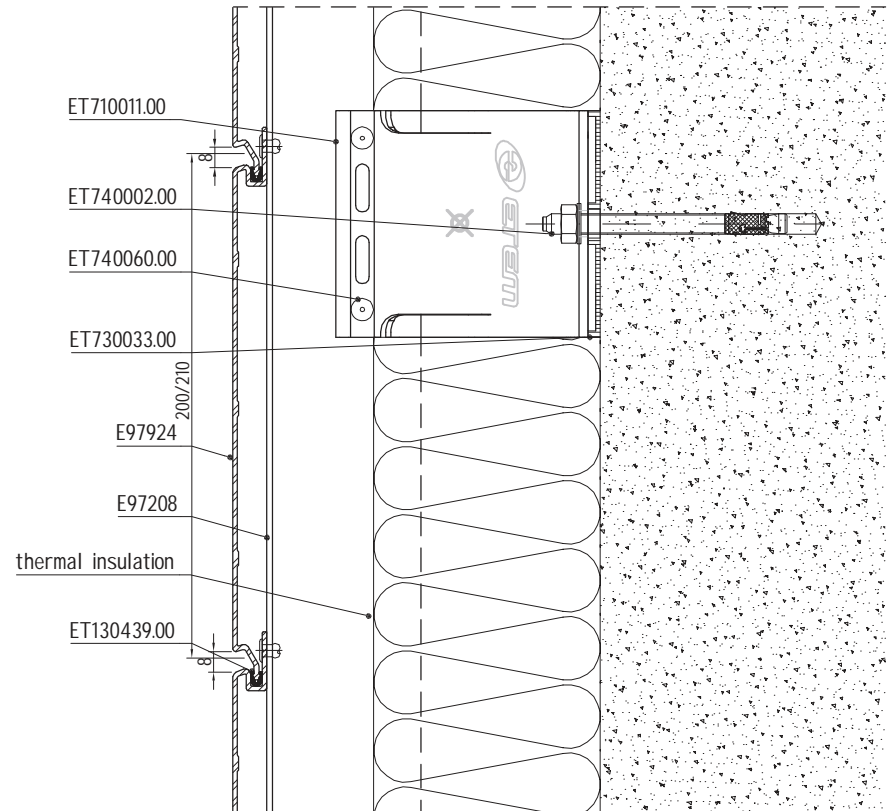
CLADDING MATERIAL: ETEM Aluminium Lamella.

code	profile	weight length moment of inertia	code	profile	weight length moment of inertia
E97208 main profile		1087 g/m L=6.01 m Ix=13.08 cm ⁴ Iy=19.98 cm ⁴	4131 main profile		423 g/m L=6.01 m Ix=2.47 cm ⁴ Iy=2.47 cm ⁴
E97004 main profile		646 g/m L=6.01 m Ix=8.67 cm ⁴ Iy=7.26 cm ⁴	E97229 corner horizontal profile		541 g/m L=6.01 m
E97218 main profile		567 g/m L=6.01 m Ix=2.96 cm ⁴ Iy=7.92 cm ⁴	E97230 corner vertical profile		655 g/m L=6.01 m
4049 main profile		596 g/m L=6.01 m Ix=8.52 cm ⁴ Iy=5.50 cm ⁴	E97924 TR lamella - 200 mm E97930 TR lamella - 210 mm		1310 g/m L=6.01 m 1361 g/m L=6.01 m
4218 main profile		640 g/m L=6.01 m Ix=8.56 cm ⁴ Iy=8.56 cm ⁴	ET130439.00 silicone gasket ET730040.00 silicone gasket pack note: 50 mm gasket - 2 gaskets per each 1 m length		1000 mm length 500 pcs
LP055501 main profile		591 g/m L=6.01 m Ix=6.6 cm ⁴ Iy=6.6 cm ⁴			

horizontal section



vertical section





VARIO GH

VARIO GH is superior to the existing solutions on the market intended for material gluing. The advantage of the system is the possibility to perform all the preparatory operations such as cutting, gluing, accurate positioning before going onsite while still staying at the controlled workshop environment.

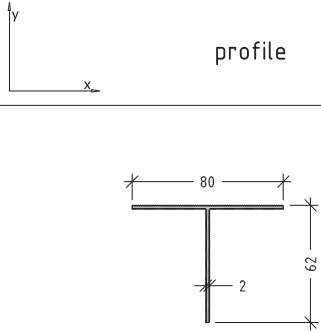
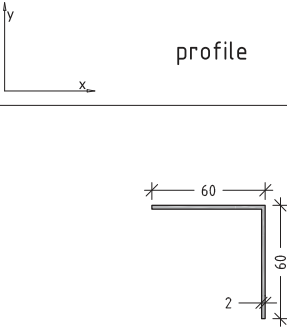
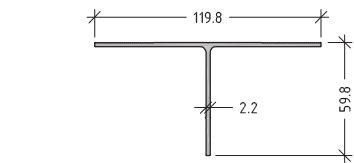
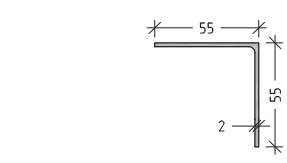
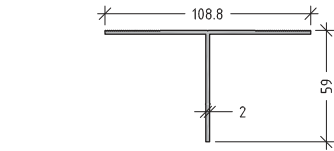
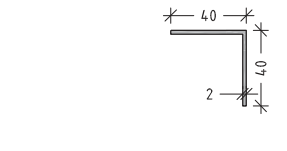
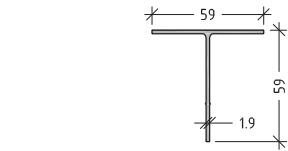
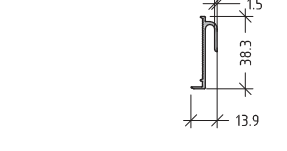
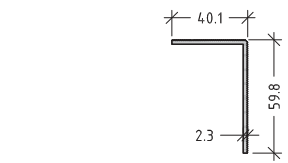
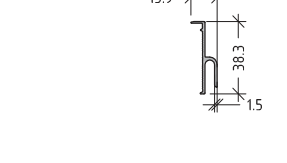
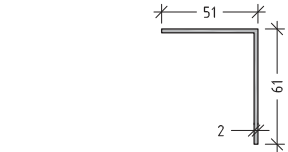
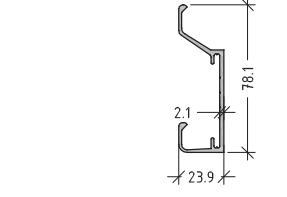
MAIN ADVANTAGES:

- solution for widescreen flat materials
- assembling in a workshop
- preparation for installation of the system does not depend on weather conditions
- increasing of the inertial characteristics of the façade material
- semi- concealed suspension
- ensure mechanical reinforcement of the material
- provides a rigid support (guarantee symmetrical joints)
- higher performance for assembly work

Installation method:

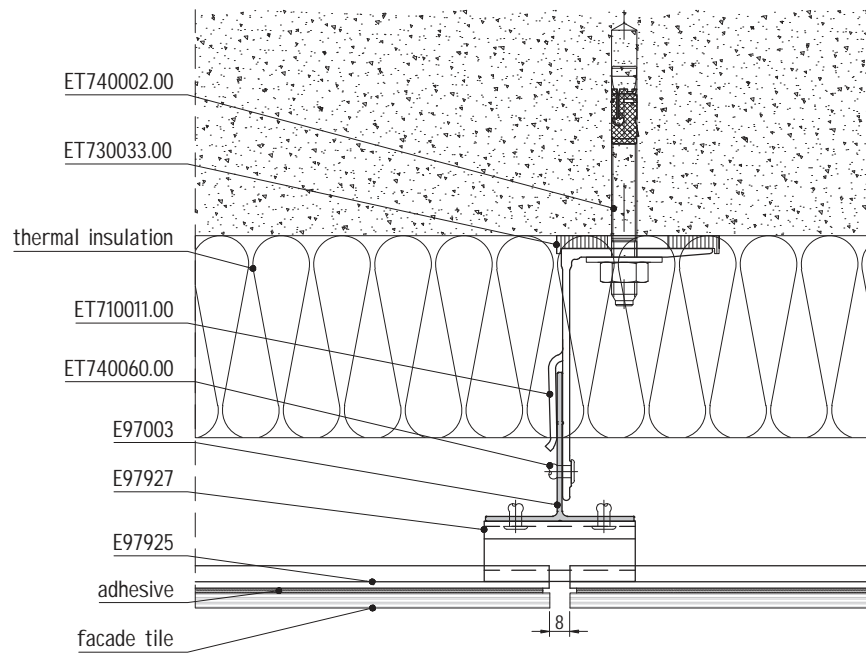
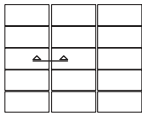
- gluing and hanging

CLADDING MATERIALS: Ceramic Tiles, Glass, High Pressure Laminates (HPL), Fibre Cement, Stone, Technical Stone, Glass Fiber Reinforced Concrete GFRC, GREP, Light Transmitting Concrete.

code	profile	weight length moment of inertia	code	profile	weight length moment of inertia
E97004 main profile		646 g/m L=6.01 m Ix=8.67 cm ⁴ Iy=7.26 cm ⁴	4218 main profile		640 g/m L=6.01 m Ix=8.56 cm ⁴ Iy=8.56 cm ⁴
E97216 main profile		1043 g/m L=6.01 m Ix=11.10 cm ⁴ Iy=29.62 cm ⁴	LP055501 main profile		591 g/m L=6.01 m Ix=6.6 cm ⁴ Iy=6.6 cm ⁴
E97217 main profile		875 g/m L=6.01 m Ix=9.51 cm ⁴ Iy=20.03 cm ⁴	4131 main profile		423 g/m L=6.01 m Ix=2.47 cm ⁴ Iy=2.47 cm ⁴
E97003 main profile		603 g/m L=6.01 m Ix=7.78 cm ⁴ Iy=3.25 cm ⁴	E97925 bottom horizontal profile		242 g/m L=6.01 m Ix=1.23 cm ⁴ Iy=0.08 cm ⁴
E97218 main profile		567 g/m L=6.01 m Ix=2.96 cm ⁴ Iy=7.92 cm ⁴	E97926 top horizontal profile		240 g/m L=6.01 m Ix=1.04 cm ⁴ Iy=0.08 cm ⁴
4049 main profile		596 g/m L=6.01 m Ix=8.52 cm ⁴ Iy=5.50 cm ⁴	E97927 hanging profile		742 g/m L=6.01 m Ix=16.50 cm ⁴ Iy=2.14 cm ⁴

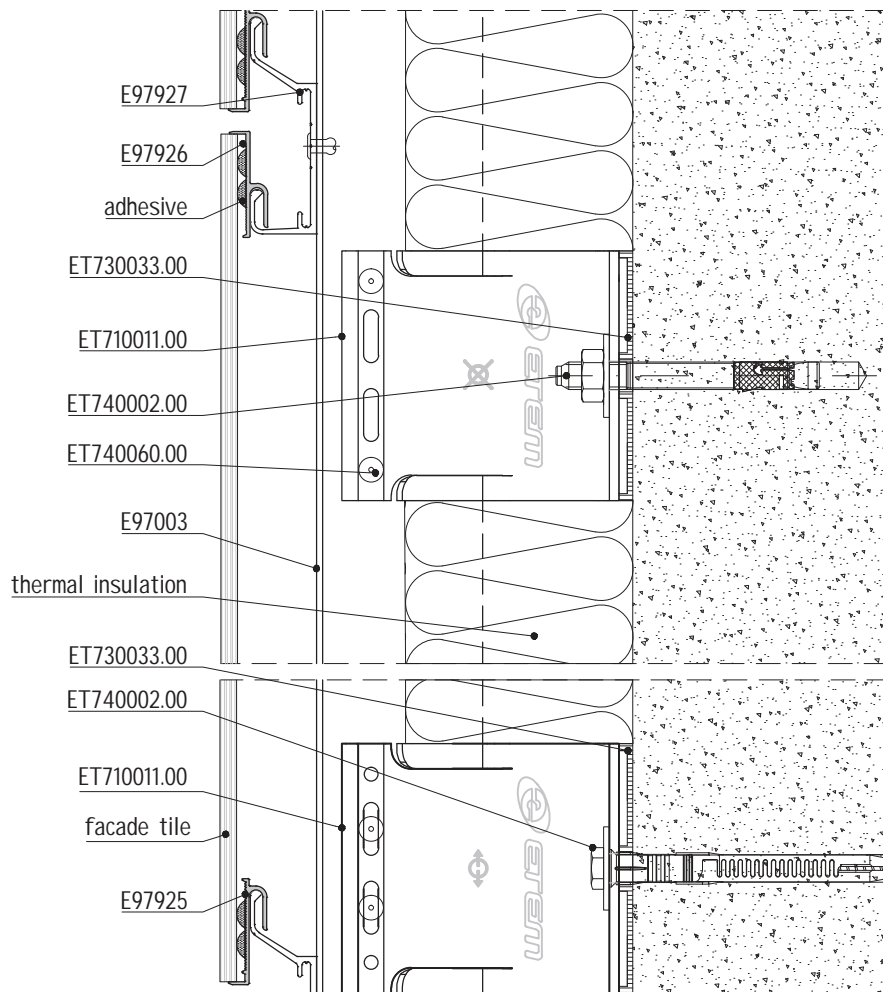
NOTE:
All additional treatments must be accompanied with approved drawings

horizontal section




①

vertical section



②



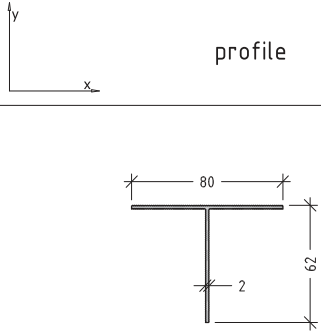
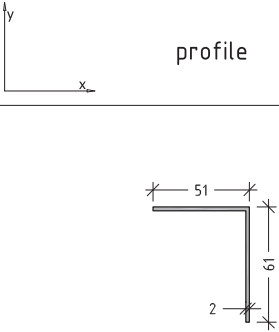
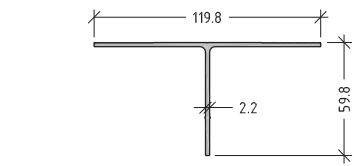
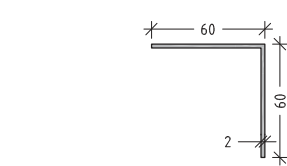
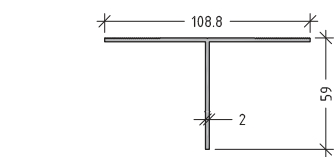
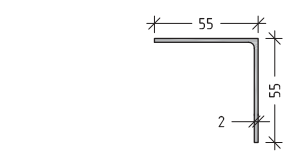
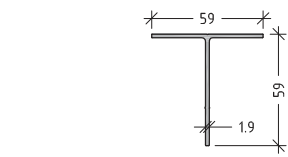
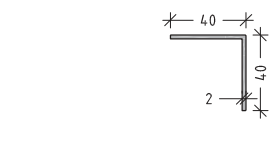
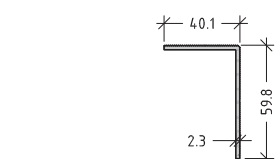
VARIO Glue

The system is intended for sticking sheet materials on the façade construction, replacing the use of mechanical elements (rivets, etc.). The design offers a wide range of profiles and brackets for installation of ceramic, metal, composites, glass and other façade cladding.

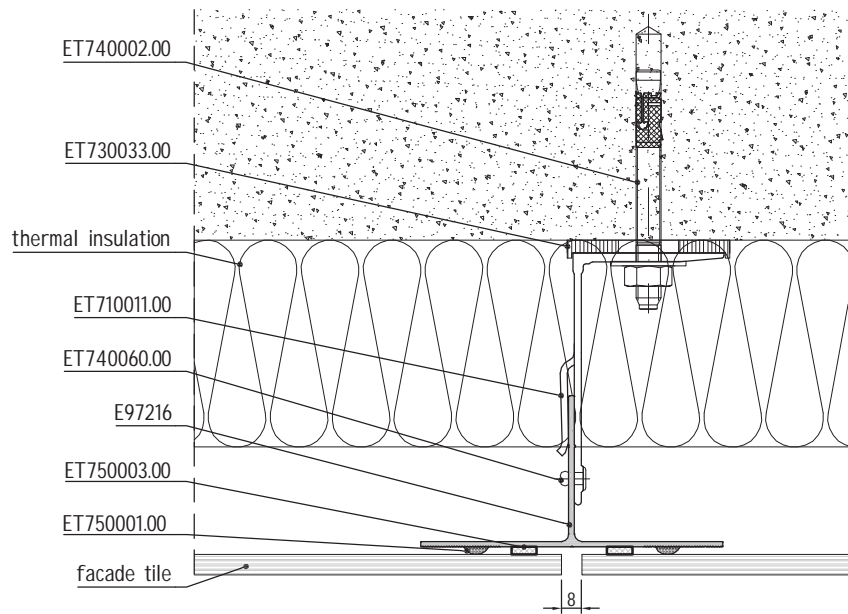
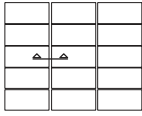
MAIN ADVANTAGES:

- resistance to all temperatures
- strength of the adhesive bond
- high resistance to external environment conditions
- excellent performance when subjected to high wind pressure
- adhesive lasting elasticity, guaranteed by the manufacturer

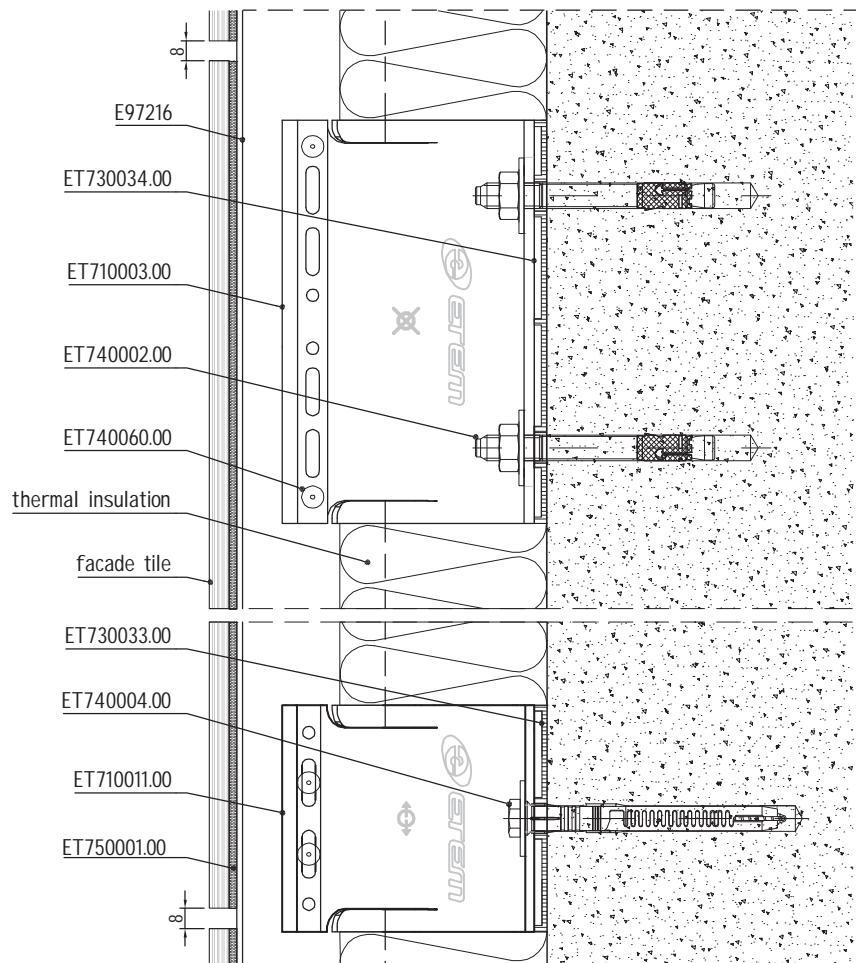
CLADDING MATERIALS: Glass, High Pressure Laminates (HPL), Fibre Cement, Composite Mineral Material, Glass Fiber Reinforced Concrete GFRC, GREP

code	profile	weight length moment of inertia	code	profile	weight length moment of inertia
E97004 main profile		646 g/m L=6.01 m $I_x=8.67 \text{ cm}^4$ $I_y=7.26 \text{ cm}^4$	4049 main profile		596 g/m L=6.01 m $I_x=8.52 \text{ cm}^4$ $I_y=5.50 \text{ cm}^4$
E97216 main profile		1043 g/m L=6.01 m $I_x=11.10 \text{ cm}^4$ $I_y=29.62 \text{ cm}^4$	4218 main profile		640 g/m L=6.01 m $I_x=8.56 \text{ cm}^4$ $I_y=8.56 \text{ cm}^4$
E97217 main profile		875 g/m L=6.01 m $I_x=9.51 \text{ cm}^4$ $I_y=20.03 \text{ cm}^4$	LP055501 main profile		591 g/m L=6.01 m $I_x=6.6 \text{ cm}^4$ $I_y=6.6 \text{ cm}^4$
E97003 main profile		603 g/m L=6.01 m $I_x=7.78 \text{ cm}^4$ $I_y=3.25 \text{ cm}^4$	4131 main profile		423 g/m L=6.01 m $I_x=2.47 \text{ cm}^4$ $I_y=2.47 \text{ cm}^4$
E97218 main profile		567 g/m L=6.01 m $I_x=2.96 \text{ cm}^4$ $I_y=7.92 \text{ cm}^4$			

horizontal section



vertical section





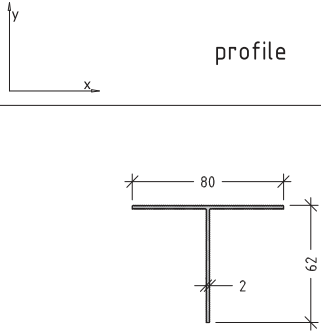
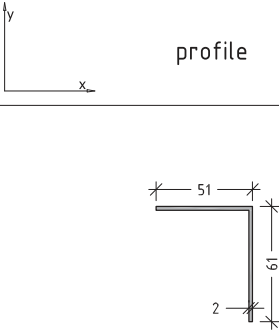
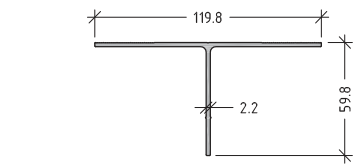
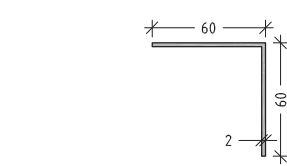
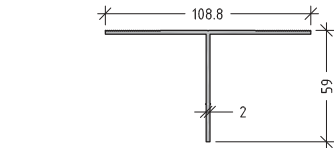
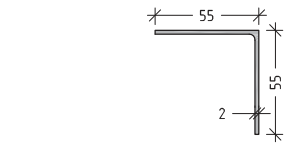
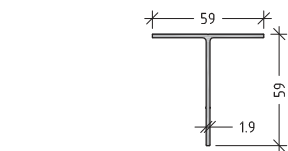
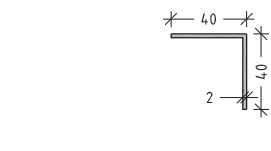
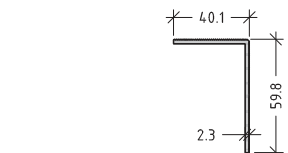
VARIO Fixings

The system is suitable for visible mounting of thin and smooth façade materials by using rivets/screws.

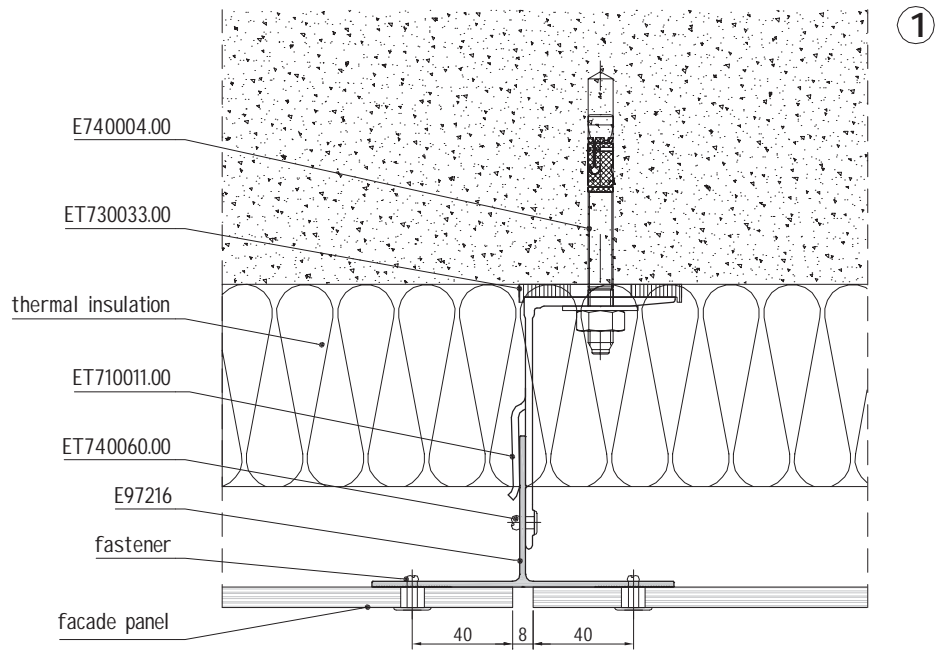
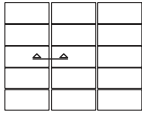
MAIN ADVANTAGES:

- quick installation of façade material with different sizes
- possibility to paint the visible fastening elements in a wide range of colours to match the façade material
- possible use of cladding materials with a thickness ranging from 4 mm to 12 mm

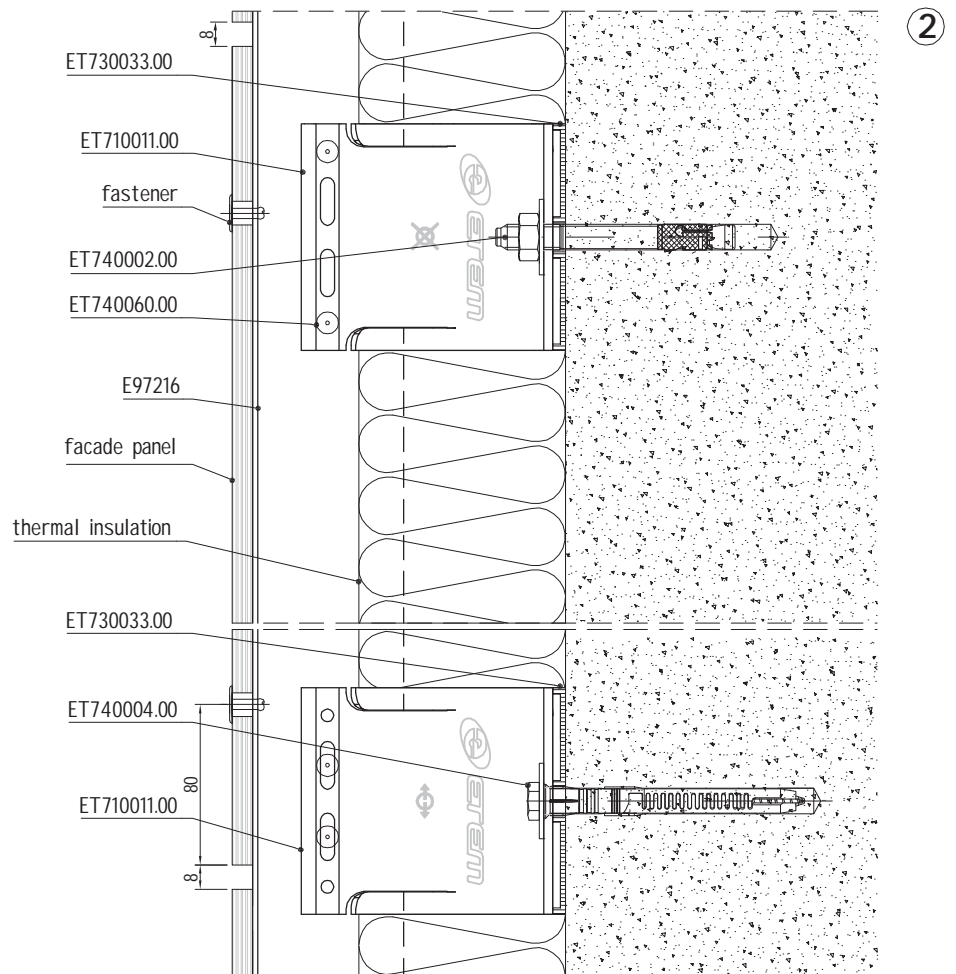
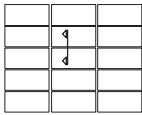
CLADDING MATERIALS: Cement Board, High Pressure Laminates (HPL), Fibre Cement, Composite Mineral Material, Glass Fiber Reinforced Concrete GFRC, GREP, Light Transmitting Concrete


code	profile	weight length moment of inertia	code	profile	weight length moment of inertia
E97004 main profile		646 g/m L=6.01 m $I_x=8.67 \text{ cm}^4$ $I_y=7.26 \text{ cm}^4$	4049 main profile		596 g/m L=6.01 m $I_x=8.52 \text{ cm}^4$ $I_y=5.50 \text{ cm}^4$
E97216 main profile		1043 g/m L=6.01 m $I_x=11.10 \text{ cm}^4$ $I_y=29.62 \text{ cm}^4$	4218 main profile		640 g/m L=6.01 m $I_x=8.56 \text{ cm}^4$ $I_y=8.56 \text{ cm}^4$
E97217 main profile		875 g/m L=6.01 m $I_x=9.51 \text{ cm}^4$ $I_y=20.03 \text{ cm}^4$	LP055501 main profile		591 g/m L=6.01 m $I_x=6.6 \text{ cm}^4$ $I_y=6.6 \text{ cm}^4$
E97003 main profile		603 g/m L=6.01 m $I_x=7.78 \text{ cm}^4$ $I_y=3.25 \text{ cm}^4$	4131 main profile		423 g/m L=6.01 m $I_x=2.47 \text{ cm}^4$ $I_y=2.47 \text{ cm}^4$
E97218 main profile		567 g/m L=6.01 m $I_x=2.96 \text{ cm}^4$ $I_y=7.92 \text{ cm}^4$			

horizontal section



vertical section





VARIO Clips

VARIO Clips is used for mounting of thin and smooth façade materials by using clips. Specially designed profiles and accessories allow secure installation of flat façade materials such as: HPL panels, glass, light stones and ceramic with thickness less than 12 mm.



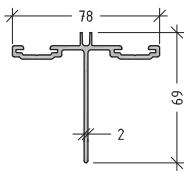

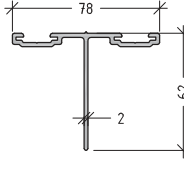

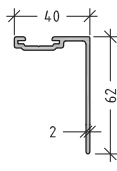

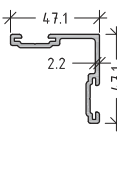











MAIN ADVANTAGES:

- fast and accurate installation without using of special equipment
- easier alignment of vertical joints between the tiles through the main vertical profile
- possibility of coatings in different colours of the visible part of the profile that match the façade material
- the possibility for the production of profiles, which allows mounting of materials with different heights
- possibility for production of basic profiles of different lengths
- clips coated in wide range of colours

CLADDING MATERIALS: Ceramic Tiles, Glass, High Pressure Laminates (HPL), Fibre Cement, Stone, Technical Stone, Composite Mineral Material, Glass Fiber Reinforced Concrete GFRC, GREP, Light Transmitting Concrete

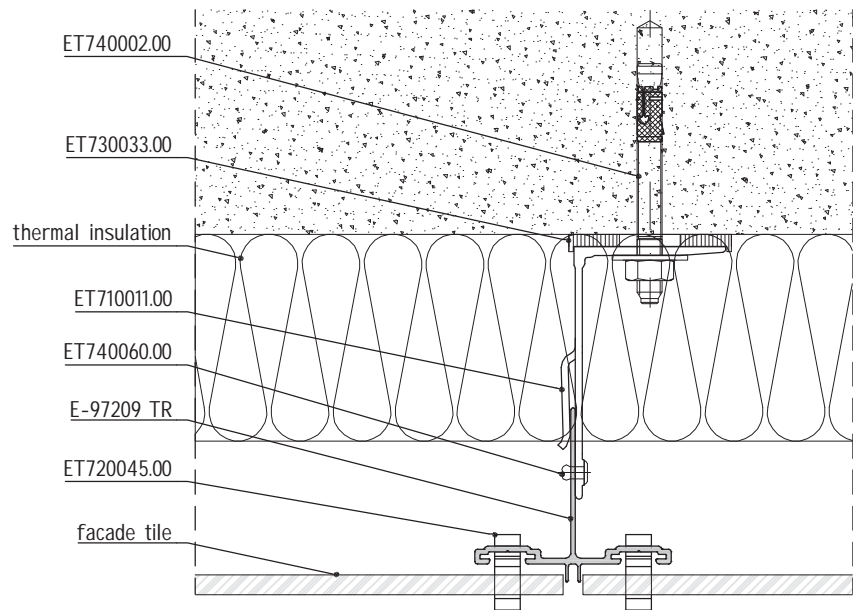
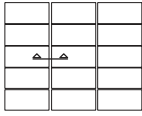
VARIO Clips

E97

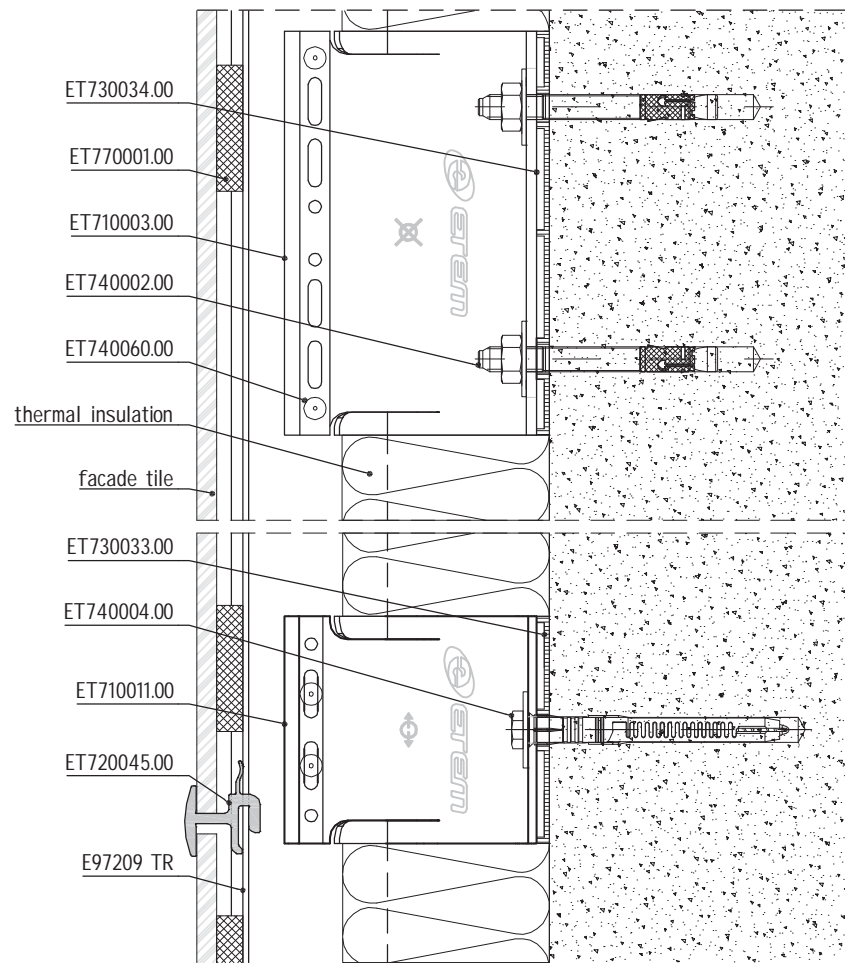

code		profile	weight length moment of inertia	code		profile	weight length moment of inertia
E 97209 TR			1015 g/m L=6.01 m Ix=10.55 cm ⁴ Iy=13.79 cm ⁴	ET720046.00 bottom clips			pcs 1
E 97210 TR			973 g/m L=6.01 m Ix=10.15 cm ⁴ Iy=13.78 cm ⁴	ET720044.00 upper clips			pcs 1
E 97211 TR			653 g/m L=6.01 m Ix=8.52 cm ⁴ Iy=4.25 cm ⁴	ET720047.00 end clips			pcs 1
E 97212 TR			653 g/m L=6.01 m Ix=6.11 cm ⁴ Iy=6.11 cm ⁴	gaskets for 6mm glass thickness			1 m
				for end clip	for middle up and bottom clip	for middle down and upper clip	
							
				ET130765.00	ET130766.00	ET130767.00	
ET770001.00 EPDM gasket			1000 mm length	gaskets for 8mm glass thickness			1 m
				for end clip	for middle up and bottom clip	for middle down and upper clip	
							
				ET130781.00	ET130782.00	ET130783.00	
ET720045.00 middle clips			pcs 1	gaskets for 10mm glass thickness			1 m
				for end clip	for middle up and bottom clip	for middle down and upper clip	
							
				ET130759.00	ET130760.00	ET130761.00	


NOTE:
All additional treatments must be accompanied with approved drawings

horizontal section



vertical section





VARIO C20

The system is designed for installation of ceramic tiles developed together with leading German manufacturer.

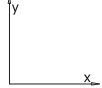
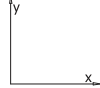
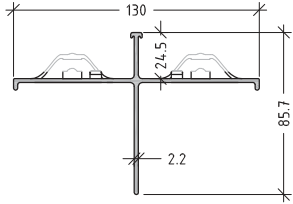
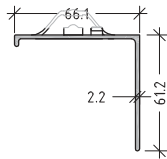
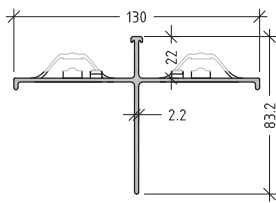
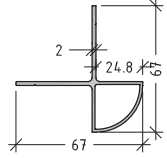
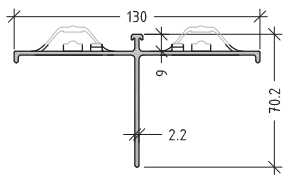
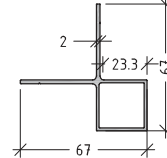
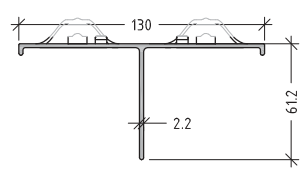
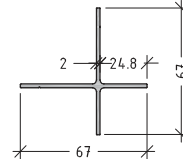
The system differs from the existing solutions with its main supporting profile which shape allows better identification of gaps between adjacent tiles.

Façade tiles are simply hung in the main profile with the holding grooves on the reverse side.

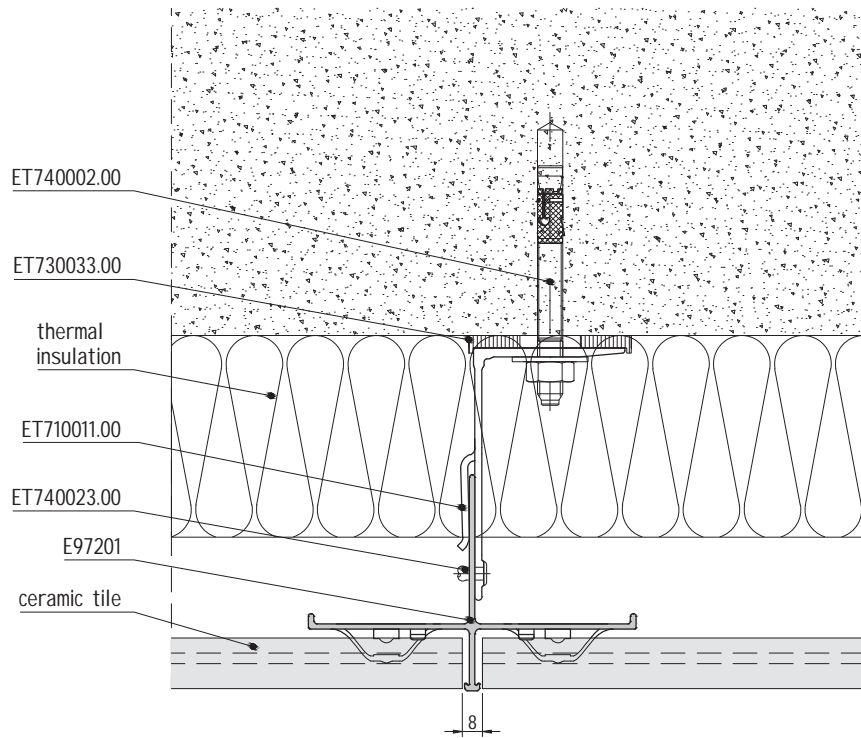
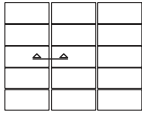
MAIN ADVANTAGES:

- simple and safe installation of the tiles, without additional accessories
- easier determination of the vertical joint between the tiles by means of vertical main bearing profiles
- possibility of painting the visible profile in a colour identical to the colour of the façade material
- improved protection against rainstorm
- possibility for the production of profiles for mounting plates with different heights on a profile
- possibility for production of basic supporting profiles with custom length ranging from 186 mm to over 4600 mm

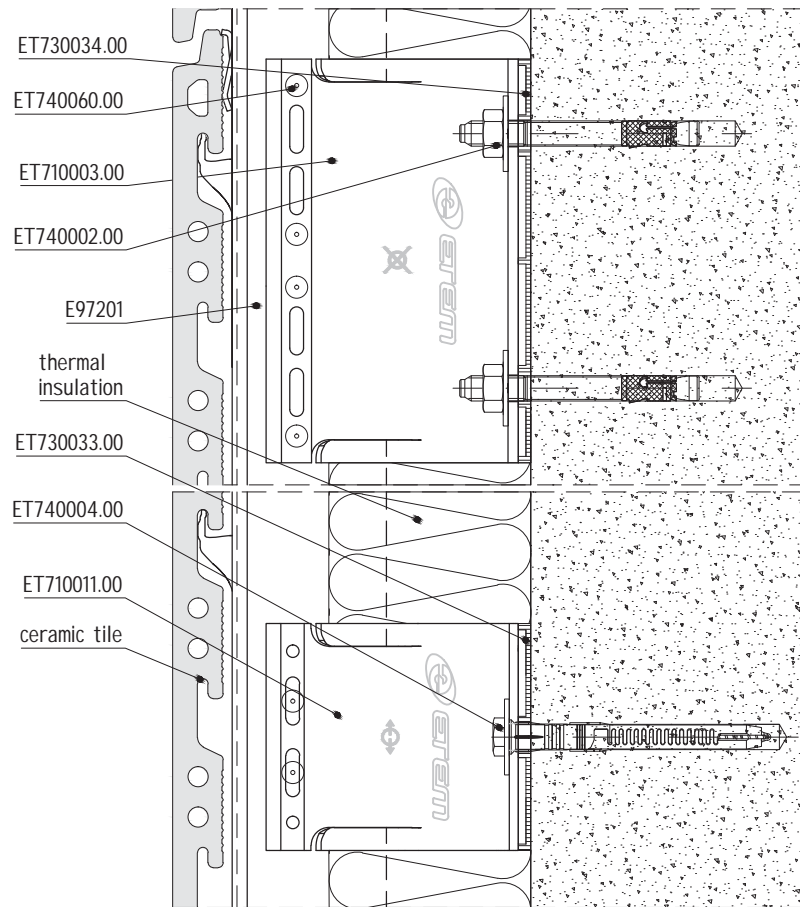
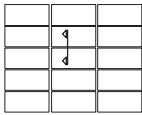
CLADDING MATERIALS: Ceramic Tiles

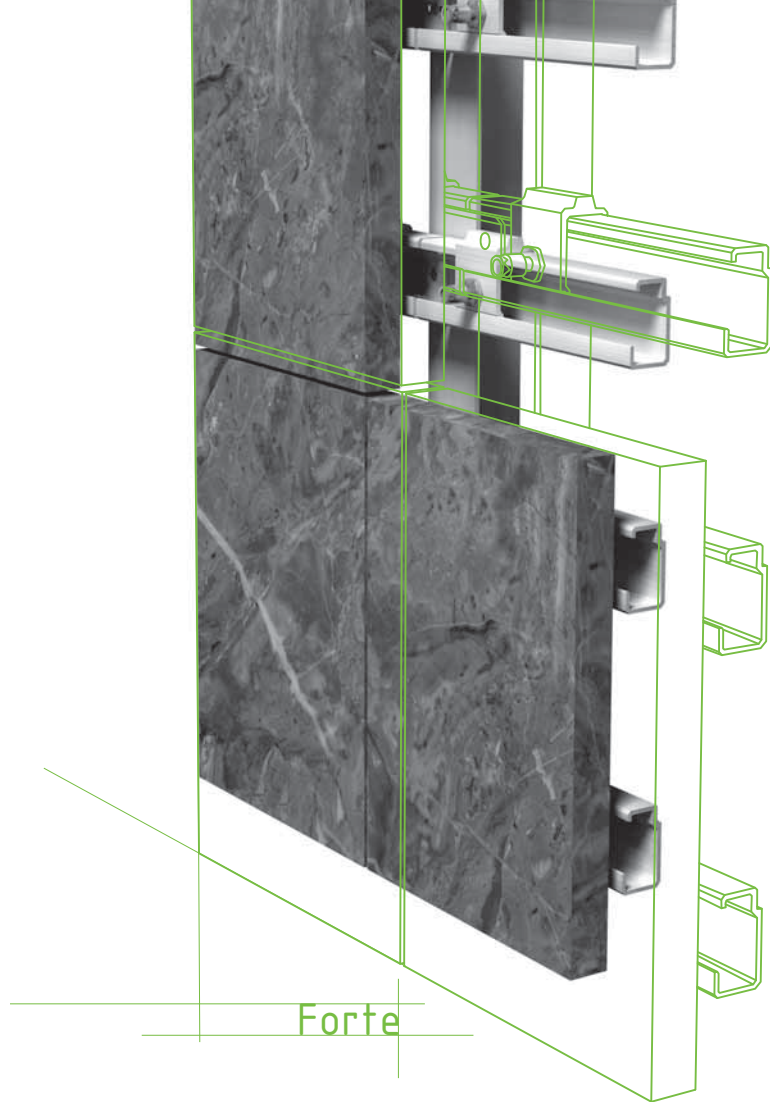
code	 profile	weight length moment of inertia	code	 profile	weight length moment of inertia
E97201 TR main joint profile punched		1282 g/m L=6.01 m $I_x=15.61 \text{ cm}^4$ $I_y=43.59 \text{ cm}^4$	E97205 TR main L profile punched		735 g/m L=6.01 m $I_x=10.01 \text{ cm}^4$ $I_y=13.41 \text{ cm}^4$
E97202 TR main joint profile punched		1268 g/m L=6.01 m $I_x=14.95 \text{ cm}^4$ $I_y=43.59 \text{ cm}^4$	E97213 corner profile		808.7 g/m L=6.01 m
E97203 TR main joint profile punched		1190 g/m L= 6.01m $I_x=12.69 \text{ cm}^4$ $I_y=43.59 \text{ cm}^4$	E97214 corner profile		850.3 g/m L=6.01 m
E97204 TR main T profile punched		1107 g/m L=6.01 m $I_x=11.93 \text{ cm}^4$ $I_y=43.58 \text{ cm}^4$	E97215 corner profile		720.9 g/m L=6.01 m

horizontal section



vertical section






FORTE

Ventilated façade system

Forte light / Forte pins / Forte

- Designed for invisible fixing of stone, glass, fiber cement, HPL, ceramics
- Mounting methods: undercut anchors, stainless steel pins
- Perfect vision of the façade with no visible holding elements
- Large variety of sizes and designs of the façade materials
- Highest level of security when fixing the tiles due to the FISCHER® and KEIL® undercut anchors
- Depending on the mounting method there are some sub systems: Forte, Forte light and Forte pins




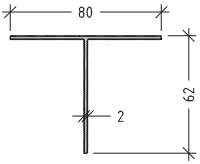
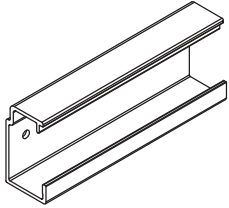
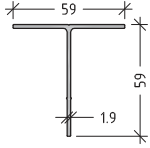
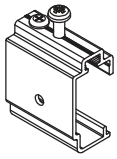
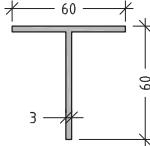
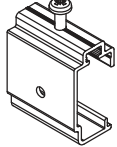
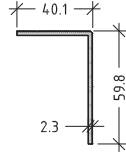
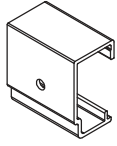
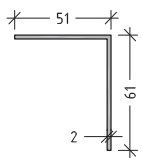
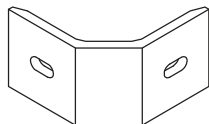
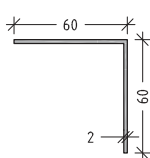

FORTE Light

Forte light is designed for invisible mounting of thin and smooth façade materials through fischer® undercut anchors. The undercut anchors, system accessories, and designed profiles allow secure mounting of hpl, fibre cement, ceramics, and stone with less than 25 mm. FORTE Light Ventilated System uses fischer® fixing anchors to guarantee the connections between the façade material and the main profiles of the system.

MAIN ADVANTAGES:

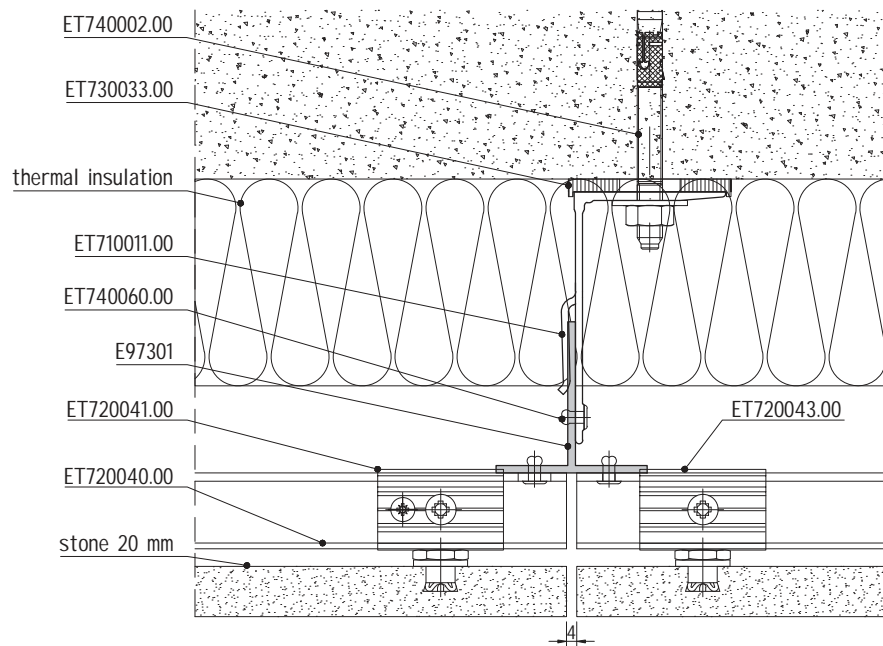
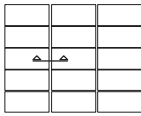
- perfect vision of the façade with no visible holding elements; large variety of sizes and designs of the façade materials
- highest level of security when fixing the tiles due to the fischer® and KEIL® undercut anchors
- possibility to use façade materials with thickness ranging from 10 mm to 25 mm
- fast and easy installation - 1.5 sq.m. per person per hour
- secure and fully engineered work which covers the entire project, and guarantees a complete system solution

CLADDING MATERIALS: Ceramic Tiles, Glass, High Pressure Laminates (HPL), Fibre Cement, Stone, Technical Stone, Composite Mineral Material, Glass Fiber Reinforced Concrete GFRC, GREP, Light Transmitting Concrete

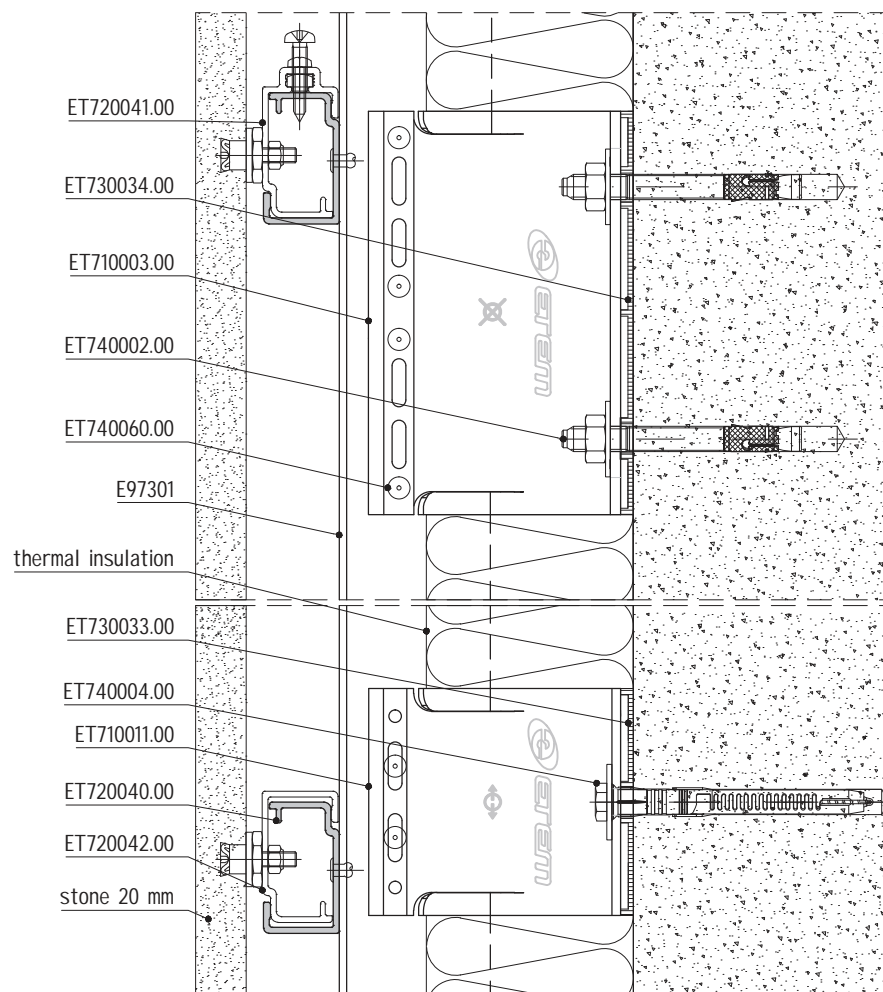
code	 profile	weight length moment of inertia	code description	accessories	package color
E97004 main profile		646 g/m L=6.01 m Ix=8.67 cm ⁴ Iy=7.26 cm ⁴	E97914/ ET720040.00 horizontal profile		1000 mm length
E97003 main profile		603 g/m L=6.01 m Ix=7.78 cm ⁴ Iy=3.25 cm ⁴	ET720093.00 - for KEIL undercut anchors ET720041.00 - for Fischer undercut anchors adjustable hanger for fixed support		pcs 1 Note: set including fastening elements
E97301 main profile		951 g/m L=6.01 m Ix=12.54 cm ⁴ Iy=5.41 cm ⁴	ET720094.00 - for KEIL undercut anchors ET720043.00 - for Fischer undercut anchors adjustable hanger for flexible support		pcs 1 Note: set including fastening elements
E97218 main profile		567 g/m L=6.01 m Ix=2.96 cm ⁴ Iy=7.92 cm ⁴	ET720095.00 - for KEIL undercut anchors ET720042.00 - for Fischer undercut anchors hanger for flexible support		pcs 1
4049 main profile		596 g/m L=6.01 m Ix=8.52 cm ⁴ Iy=5.50 cm ⁴	ET710040.00 corner joint profile		pcs 1
4218 main profile		640 g/m L=6.01 m Ix=8.56 cm ⁴ Iy=8.56 cm ⁴	ET740012.00 undercut anchor		pcs 1

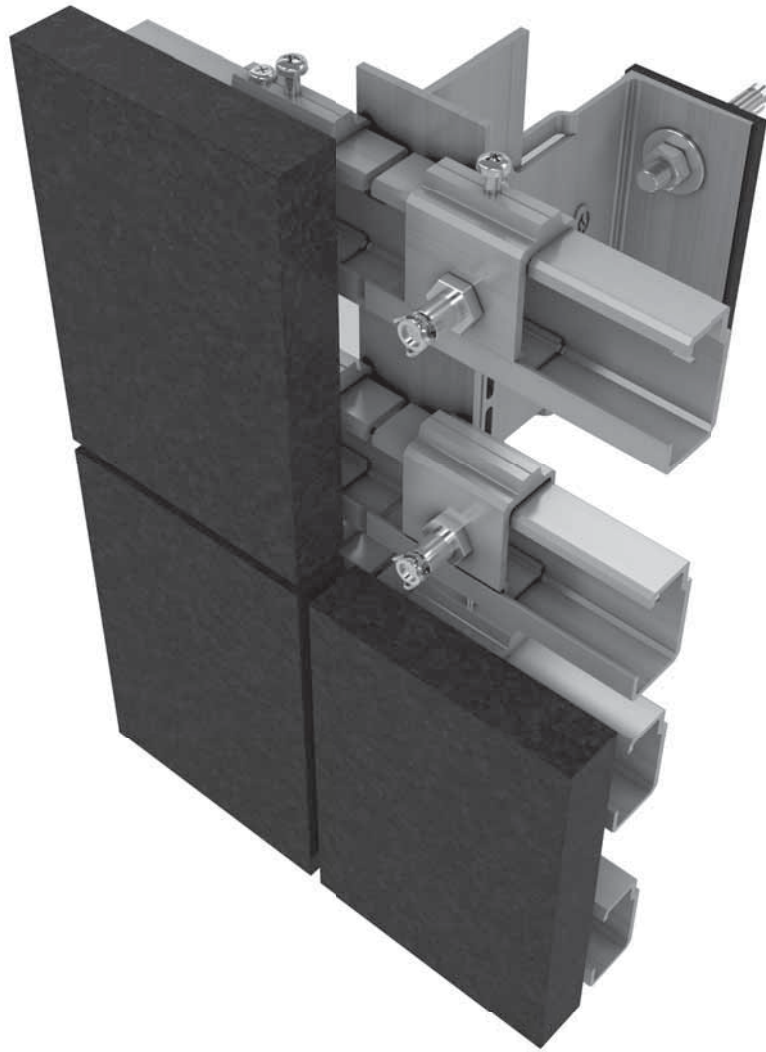
NOTE:
All additional treatments must be accompanied with approved drawings

horizontal section



vertical section






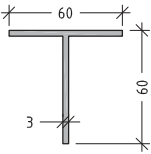
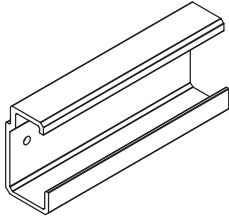
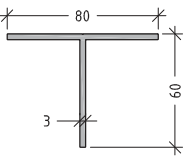
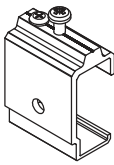
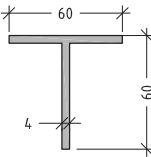
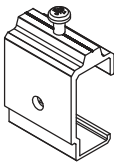
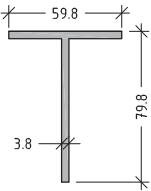
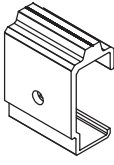
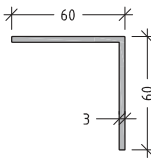
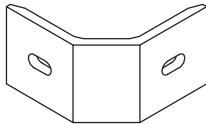
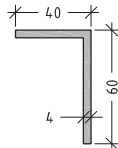

FORTE

The system is designed for mounting heavy façade materials with thickness more than 25 mm. The profiles and accessories are constructed to bear extreme pressures caused by façade materials with weights up to 90 kg per sq.m. Forte ventilated system uses fischer® fixing anchors to guarantee the connections between the façade material and the main bearing structure of the system. It is unique undercut technology for drilling and mounting of the anchor on the back (invisible) section of the façade material.

MAIN ADVANTAGES:

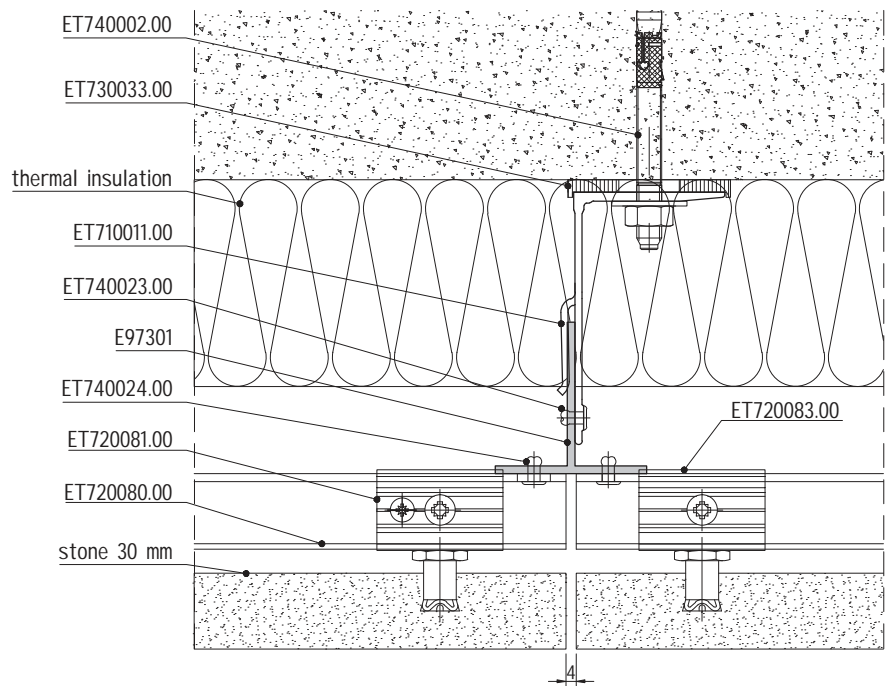
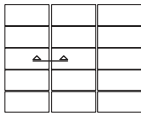
- perfect vision of the façade with no visible holding elements
- large variety of sizes and designs of the façade materials
- highest level of security when fixing the plates due to the fischer® undercut anchors
- possibility to use façade materials with thickness ranging from 25 mm to more than 35 mm
- fast and easy installation

CLADDING MATERIALS: Ceramic Tiles, Stone, Technical Stone, Light Transmitting Concrete

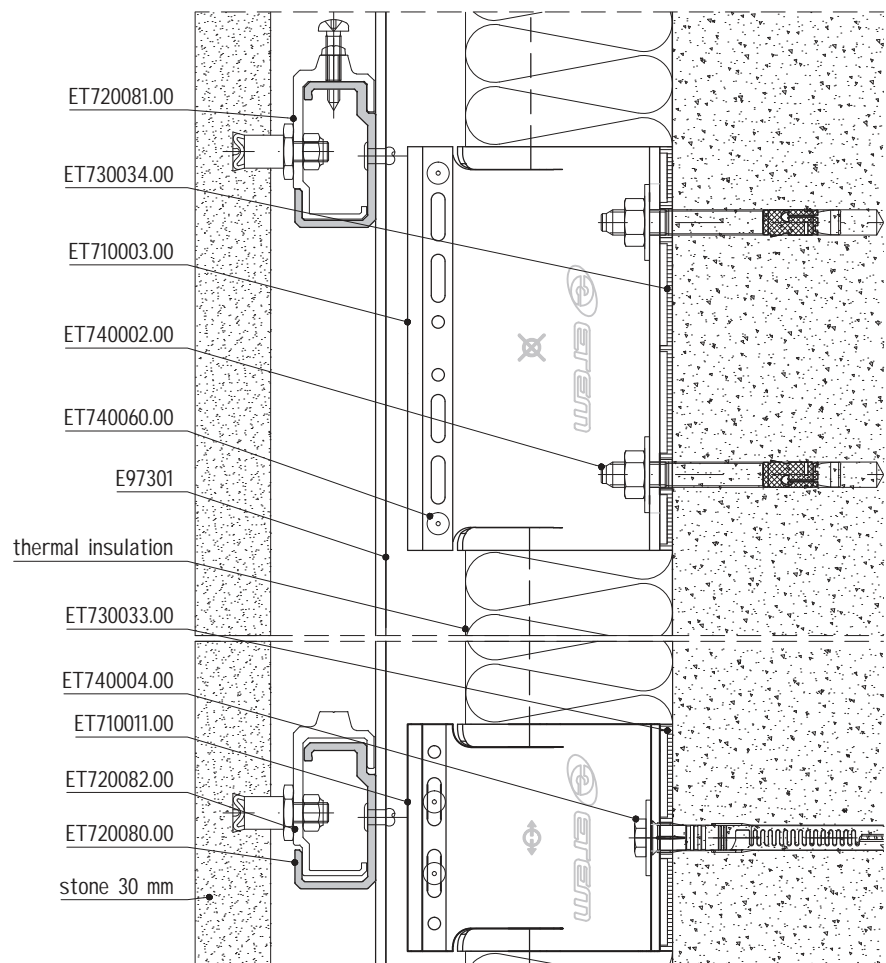
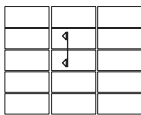
code		profile	weight length moment of inertia	code description	accessories	package color
E97301 main profile			951 g/m L=6.01 m Ix=12.54 cm ⁴ Iy=5.41 cm ⁴	E97911/ ET720080.00 horizontal profile		1000 mm length
E97302 main profile			1113 g/m L=6.01 m Ix=13.63 cm ⁴ Iy=12.80 cm ⁴	ET720081.00 adjustable hanger for fixed support		pcs 1 Note: set including fastening elemens
17160 main profile			1257 g/m L=6.01 m Ix=16.31 cm ⁴ Iy=7.23 cm ⁴	ET720083.00 adjustable hanger for flexible support		pcs 1 Note: set including fastening elemens
TP060001 main profile			1404 g/m L=6.01 m Ix=34.17 cm ⁴ Iy=6.81 cm ⁴	ET720082.00 hanger for flexible support		pcs 1
4163 main profile			1404 g/m L=6.01 m Ix=12.53 cm ⁴ Iy=12.53 cm ⁴	ET710080.00 corner joint profile		pcs 1
4128 main profile			1040 g/m L=6.01 m Ix=14.27 cm ⁴ Iy=5.18 cm ⁴	ET740027.00 undercut anchor		pcs 1

NOTE:
All additional treatments must be accompanied with approved drawings

horizontal section



vertical section





FORTE Pins

The system is designed for mounting of heavy façade materials with thickness more than 30 mm. The profiles and accessories are designed to handle extreme loads caused by the weight of façade materials up to 90 kg/sq.m.

MAIN ADVANTAGES:


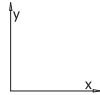
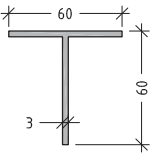
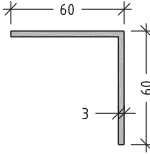
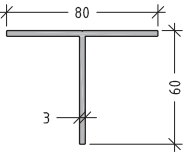
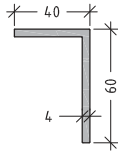
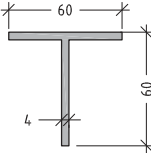
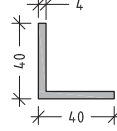
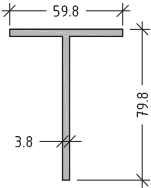

- fast, easy and secure mounting of heavy stones
- optimization of the substructure by optimal load distribution to vertical supporting pillars

Materials suitable for hanging:

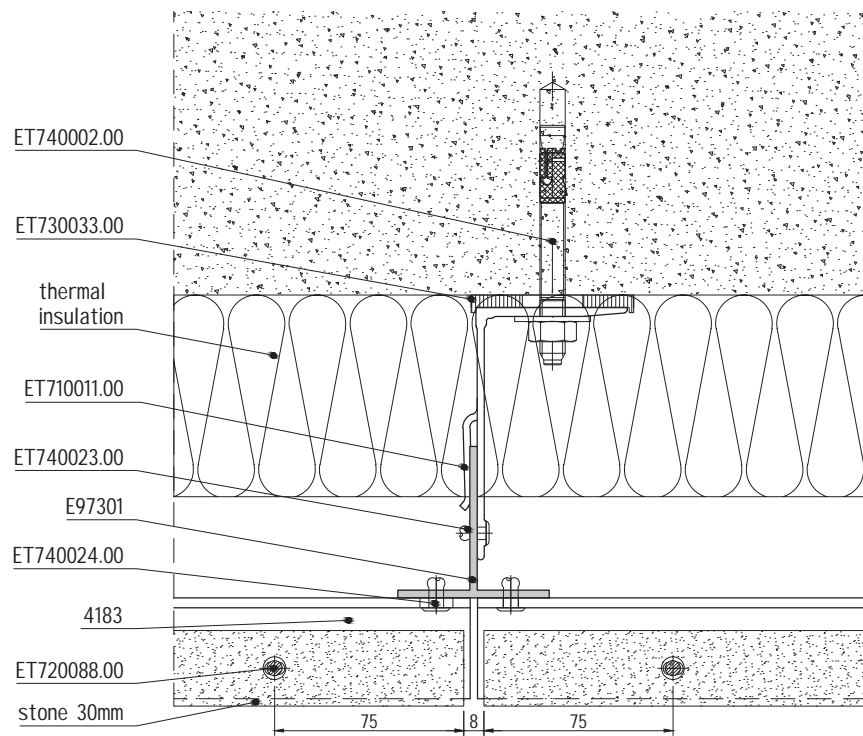
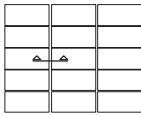
- stone
- marble

Mounting method: stainless steel pins

CLADDING MATERIALS: Stone, Technical Stone, Light Transmitting Concrete

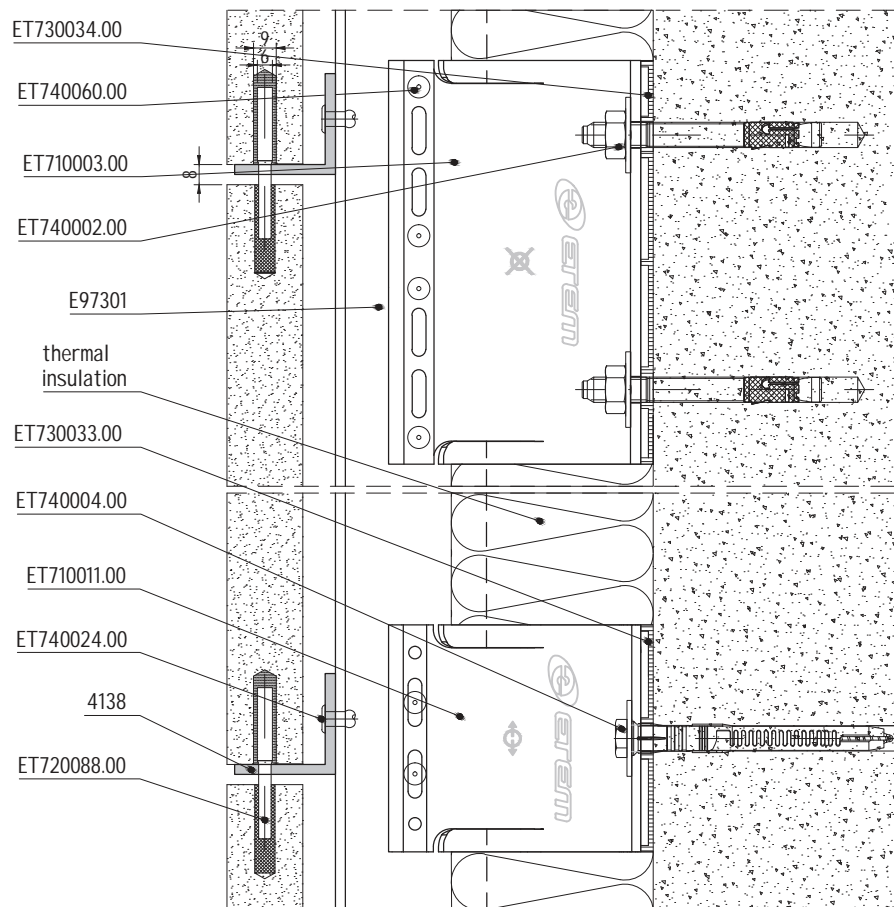
code		profile	weight length moment of inertia	code		profile	weight length moment of inertia
E 97301 main profile			951 g/m L=6.01 m Ix=12.54 cm ⁴ Iy=5.41 cm ⁴	4.163 main profile			1404 g/m L=6.01 m Ix=12.53 cm ⁴ Iy=12.53 cm ⁴
E 97302 main profile			1113 g/m L=6.01 m Ix=13.63 cm ⁴ Iy=12.80 cm ⁴	4.128 main profile			1040 g/m L=6.01 m Ix=14.27 cm ⁴ Iy=5.18 cm ⁴
17160 main profile			1257 g/m L=6.01 m Ix=16.31 cm ⁴ Iy=7.23 cm ⁴	4.138 horizontal profile			824 g/m L=6.01 m Ix=4.61 cm ⁴ Iy=4.61 cm ⁴
TP060001 main profile			1404 g/m L=6.01 m Ix=34.17 cm ⁴ Iy=6.81 cm ⁴	ET720088.00 stainless steel pin Ø5			pcs 1

horizontal section



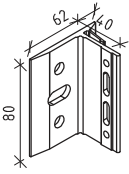
①

vertical section

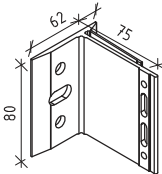


②

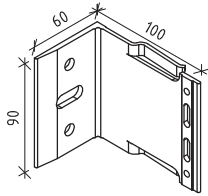
ET710008.00



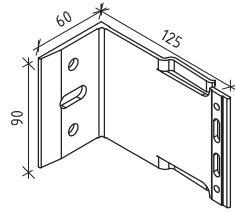
ET710010.00



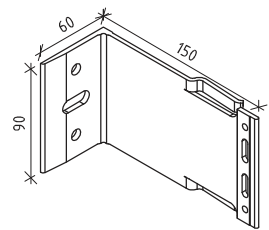
ET710011.00



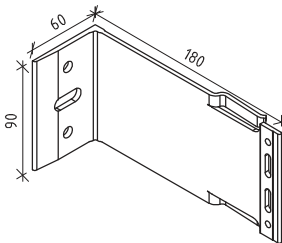
ET710013.00



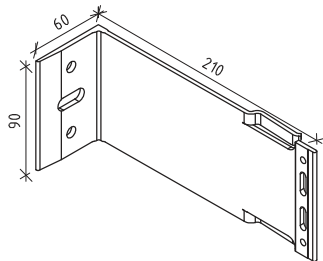
ET710012.00



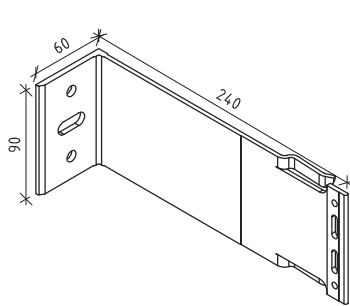
ET710014.00



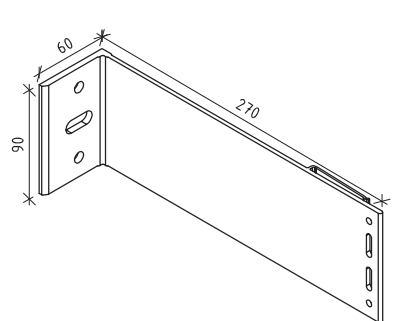
ET710015.00



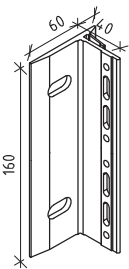
ET710016.00



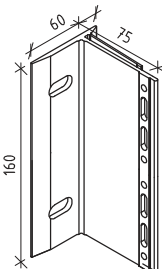
ET710038.00



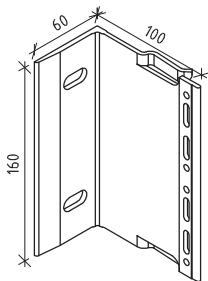
ET710001.00



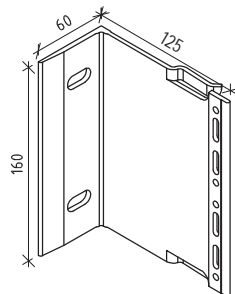
ET710002.00



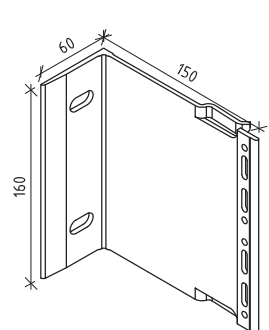
ET710003.00



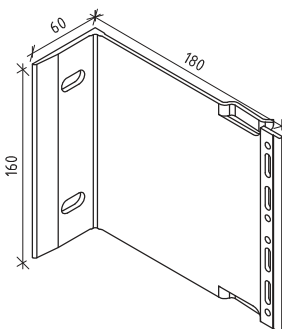
ET710004.00



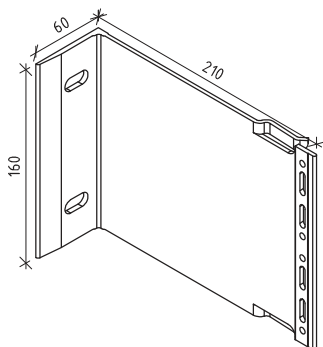
ET710005.00



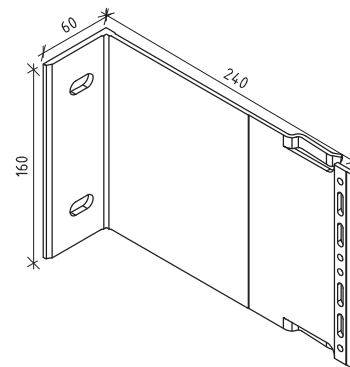
ET710006.00



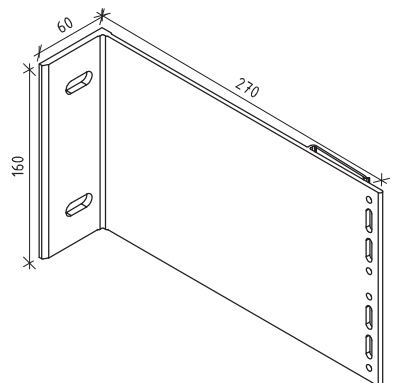
ET710007.00

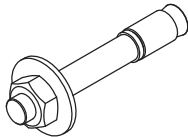

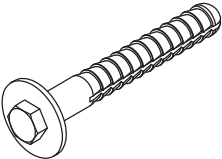


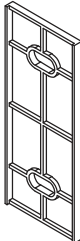

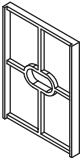




ET710017.00



ET710039.00




code description		package/pcs	code description		package/pcs
ET74.0002.00 ET74.0003.00 anchor		100	ET74.0022.00 ET74.0023.00 ET74.0024.00 rivet		1000
ET74.0004.00 ET74.0005.00 dubel		100	ET74.0041.00 screw		250
ET74.0019.00 bolt		1000	ET730032.00 - for brackets 45-75 mm ET730034.00 - for brackets 100-270 mm thermo insulation pad		280 700
ET74.0028.00 nut		1000	ET730031.00 - for brackets 45-75 mm ET730033.00 - for brackets 100-270 mm thermo insulation pad		500 1000
ET74.0001.00 washer		1000	ET710022.00 joint profile		200

Cladding Materials Table

E97

ETEM System/ Cladding materials	Ceramic Tiles	Cement Board	Glass	Aluminium Composite Material (eralbond®)	Metal Sheet Products	High Pressure Laminates (HPL)	Fibre cement	Stone	Technical Stone	Composite Mineral Material	Glass Fiber Reinforced Concrete GFRP	Light transmitting Concrete	ETEM Aluminium Lamellas
BRAVO W	X	X	X	V	V	X	X	X	X	X	X	X	X
BRAVO U	X	X	X	V	V	X	X	X	X	X	X	X	X
BRAVO Y	X	X	X	V	V	X	X	X	X	X	X	X	X
BRAVO H	X	X	X	V	V	X	X	X	X	X	X	X	X
VARIO Lamella	X	X	X	X	X	X	X	X	X	X	X	X	V
VARIO GH	V	X	V	X	X	V	V	V	V	X	V	V	X
VARIO Glue	X	X	V	X	X	V	V	X	X	V	V	X	X
VARIO Fixings	X	V	X	X	X	V	V	X	X	V	V	V	X
VARIO Clips	V	X	V	X	X	V	V	V	V	V	V	V	X
VARIO C20	V	X	X	X	X	X	X	X	X	X	X	X	X
FORTE Light	V	X	V	X	X	V	V	V	V	V	V	V	X
FORTE	V	X	X	X	X	X	X	V	V	X	X	V	X
FORTE Pins	X	X	X	X	X	X	X	V	V	X	X	V	X

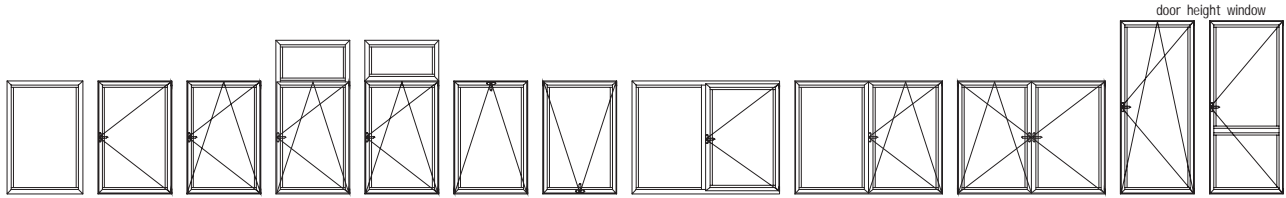
OPENING SYSTEMS FOR WINDOWS AND DOORS



E 75

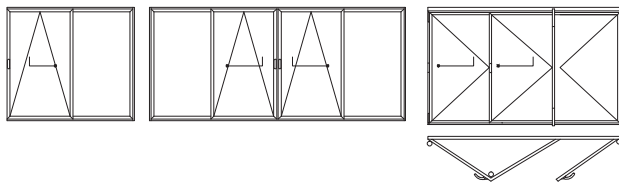
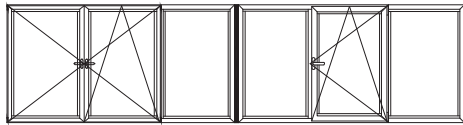
WITH THERMAL BREAK

- Solution corresponding to the most stringent requirements for thermal insulation, functionality and aesthetics
- Elegant straight design
- 75 mm system width allowing usage of triple glazing
- Wide polyamide bars
- Excellent thermal insulation from 1.1 W/m²K
- Additional insulator in the thermo-break area
- Additional insulator under the glass
- Effective drainage
- Excellent water-tightness and air-permeability
- Co-extruded central gasket
- Possibility for mounting anti-burglar hardware for good security performance
- Extruded corners for crimping machine with glue allowing greater connections




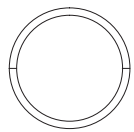
door height window

stripe windows

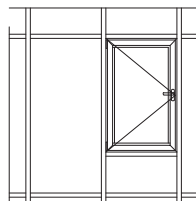
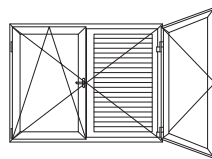
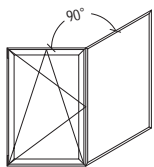


openingSchemes:

321:330:431:541:550:
532:651:633:761:770:743

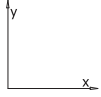

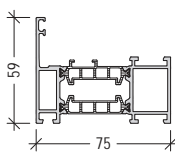
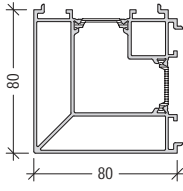
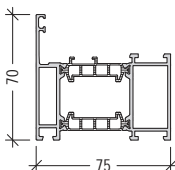
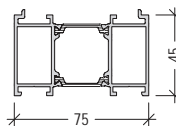
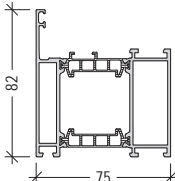
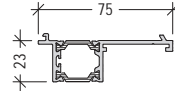
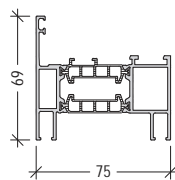
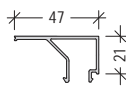
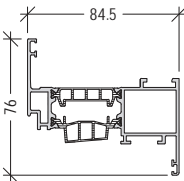
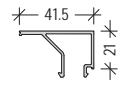
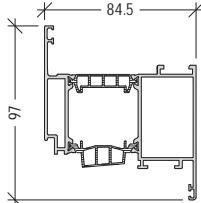
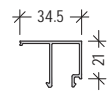


bending profile for FIX position
Rmin=600mm



opening system with thermal break



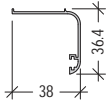
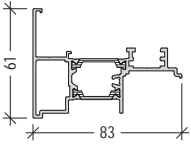
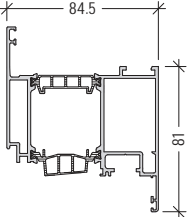
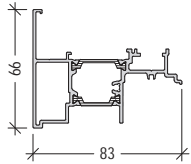
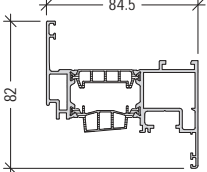

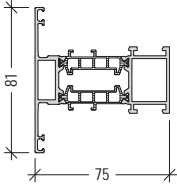

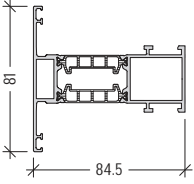

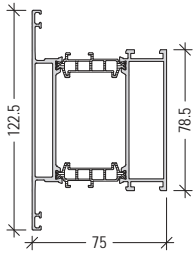
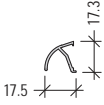
E75

code		profile	weight length moment of inertia	code		profile	weight length moment of inertia
E 75100 frame			1560 g/m L=6.01 m $I_x=9.68 \text{ cm}^4$ $I_y=38.61 \text{ cm}^4$	E 75600 column for angle 90°			2533 g/m L=6.01 m $I_x=68.24 \text{ cm}^4$ $I_y=68.24 \text{ cm}^4$
E 75101 frame			1762 g/m L=6.01 m $I_x=17.48 \text{ cm}^4$ $I_y=45.08 \text{ cm}^4$	E 75610 frame extension			1600 g/m L=6.01 m $I_x=11.76 \text{ cm}^4$ $I_y=37.77 \text{ cm}^4$
E 75102 frame			1983 g/m L=6.01 m $I_x=29.79 \text{ cm}^4$ $I_y=52.1 \text{ cm}^4$	E 75601 adapter profile			898.5 g/m L=6.01 m
E 75105 frame			1695 g/m L=6.01 m $I_x=13.4 \text{ cm}^4$ $I_y=44.73 \text{ cm}^4$	E60247 glazing bead			419 g/m L=6.01 m
E 75200 sash			1651 g/m L=6.01 m $I_x=11.8 \text{ cm}^4$ $I_y=51.36 \text{ cm}^4$	E60242 glazing bead			393 g/m L=6.01 m
E 75201 sash			2036 g/m L=6.01 m $I_x=31.19 \text{ cm}^4$ $I_y=66.94 \text{ cm}^4$	E60235 glazing bead			322.1 g/m L=6.01 m

L75-01

opening system with thermal break

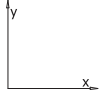

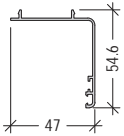
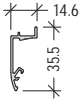
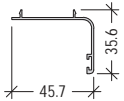
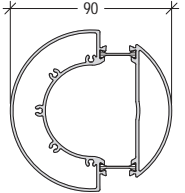
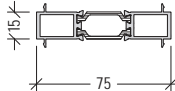
E75

code	 profile	weight length moment of inertia	code	 profile	weight length moment of inertia
E 5366 wall joining profile		269 g/m L=6.01 m	E 75500 overhung secondary sash profile		1408 g/m L=6.01 m Ix=8.13 cm ⁴ Iy=30.72 cm ⁴
E75221 sash PVC groove		2186 g/m L=6.01 m	E 75540 overhung secondary sash profile PVC groove		1488 g/m L=6.01 m Ix=8.1 cm ⁴ Iy=30.74 cm ⁴
E 75220 sash PVC groove		1806 g/m L=6.01 m Ix=14.83 cm ⁴ Iy=56.28 cm ⁴	E60230 glazing bead		304.5 g/m L=6.01 m
E 75300 T profile		1660 g/m L=6.01 m Ix=13.91 cm ⁴ Iy=41.75 cm ⁴	E60132 glazing bead		410 g/m L=6.01 m
E 75340 T profile		1718 g/m L=6.01 m Ix=14.39 cm ⁴ Iy=54.44 cm ⁴	E2357 drip profile		144 g/m L=6.01 m
E75304 T profile		2426.8 g/m L=6.01 m Ix=68.51 cm ⁴ Iy=66.9 cm ⁴	E40820 drip profile		143 g/m L=6.01 m

L75-02

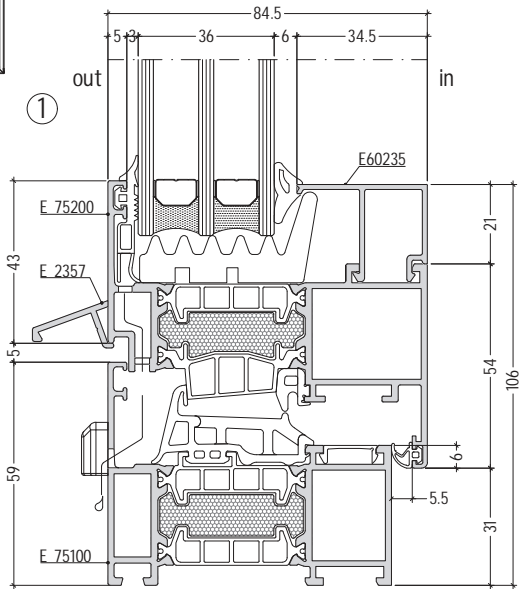
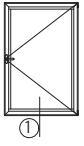
opening system with thermal break

E75

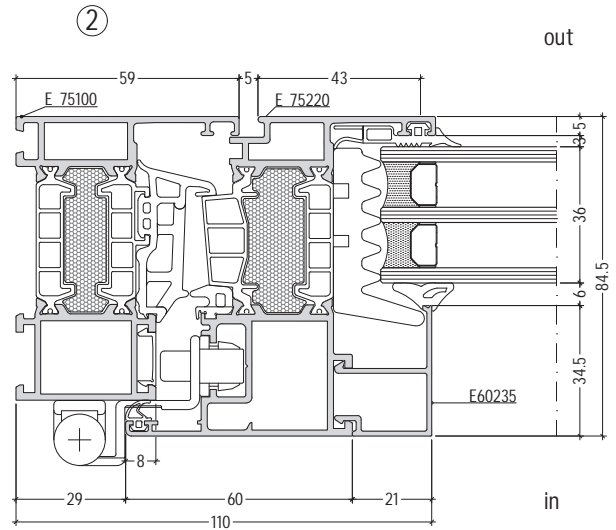
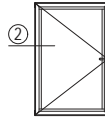
code		profile	weight length moment of inertia	code		profile	weight length moment of inertia
E 1115 wall joining profile			408 g/m L=6.01 m	E 75602			79.9 g/m L=6.01 m
E 1127 wall joining profile			288 g/m L=6.01 m	E 75603			2231.5 g/m L=6.01 m
E 75655 connecting profile			940.4 g/m L=6.01 m				

L75-03

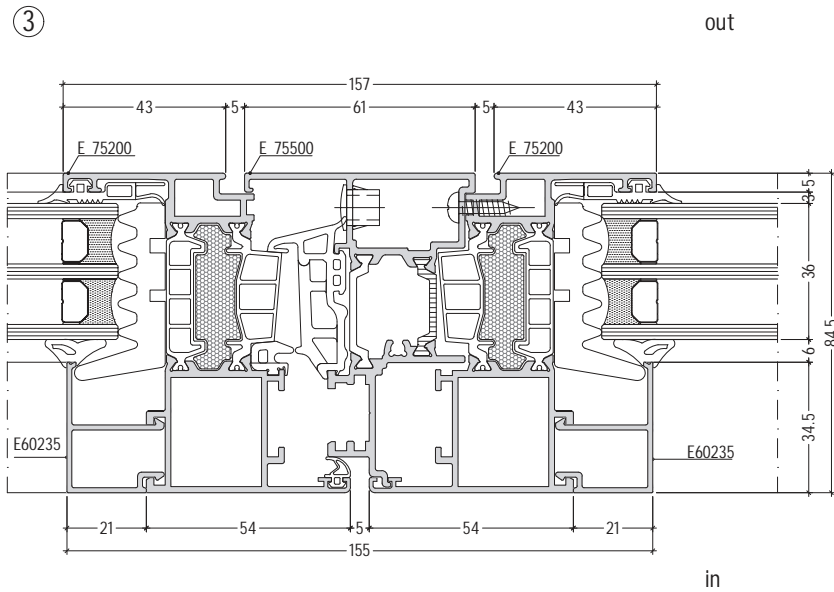
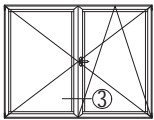
inward opening



inward opening
PVC groove



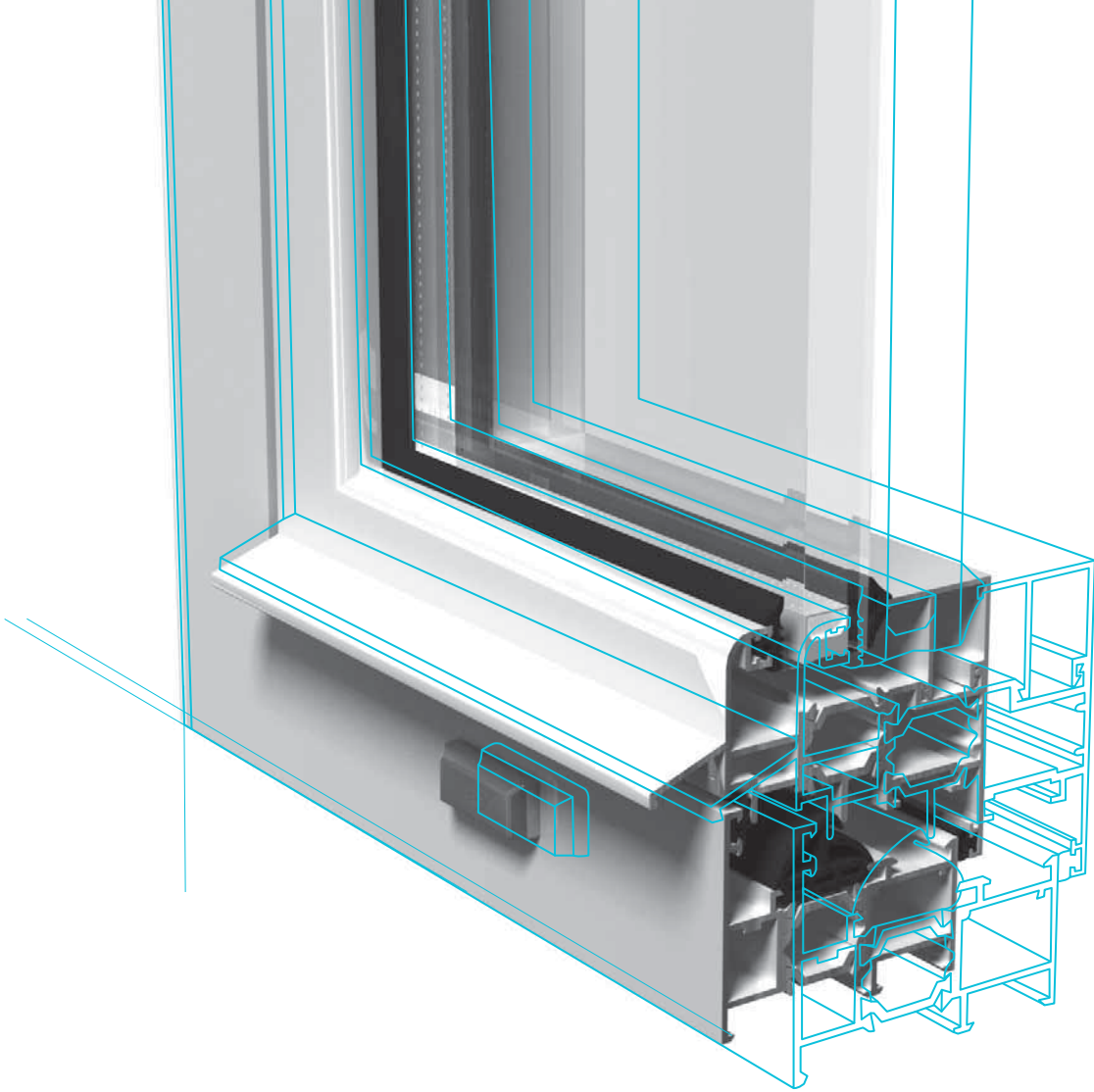
inward opening



external gaskets	INTERNAL GASKETS					GLAZING OPTIONS				
	3 mm 130411	5 - 6 mm 130176	7 - 8 mm 130177			GLAZING BEADS				
130402	5 mm 130205	6 mm 130206	7 mm 130207	8 mm 130208	10 mm 130210					
130153	X mm					E601xx	E602xx	E604xx	E605xx	E607xx
130411 130402	55	54	53	52	50	E60107 old code E1114	E60207 old code E1144			
130153	54	53	52	51	49					
130411 130402	52	51	50	49	47	E60110		E60410 old code E1160	E60510 old code E1190	
130153	51	50	49	48	46					
130411 130402	50	49	48	47	45	E60112 old code E5317	E60212			E60712
130153	49	48	47	46	44					
130411 130402	48	47	46	45	43		E60215			
130153	47	46	45	44	42					
130411 130402	45	44	43	42	40	E60117 old code E5311				
130153	44	43	42	41	39					
130411 130402	43	42	41	40	38	E60119 old code E5314	E60219 old code E5304	E60419 old code E5304		
130153	42	41	40	39	37					
130411 130402	40	39	38	37	35	E60122 old code E5312	E60222 old code E1113	E60422		E60722
130153	39	38	37	36	34					
130411 130402	37	36	35	34	32		E60225 old code E5307	E60425 old code E5306		E60725 old code E5246
130153	36	35	34	33	31					
130411 130402	35	34	33	32	30	E60127 old code E5325	E60227			
130153	34	33	32	31	29					
130411 130402	32	31	30	29	27		E60230	E60430		
130153	31	30	29	28	26					
130411 130402	30	29	28	27	25	E60132				
130153	29	28	27	26	24					
130411 130402	27	26	25	24	22		E60235	E60435		
130153	26	25	24	23	21					
130411 130402	25	24	23	22	20	E60137	E60237			
130153	24	23	22	21	19					
130411 130402	20	19	18	17	15		E60242 old code E75101			
130153	19	18	17	16	14					
130411 130402	15	14	13	12	10		E60247 old code E75100			
130153	14	13	12	11	9					

external gaskets	INTERNAL GASKETS					GLAZING OPTIONS				
	5 - 6 mm 130176		7 - 8 mm 130177			GLAZING BEADS				
3 mm 1304.11 4 mm 130153	5 mm 130205	6 mm 130206	7 mm 130207	8 mm 130208	10 mm 130210					
	X mm					E601xx	E602xx	E604xx	E605xx	E607xx
130411 130402 130153	54	53	52	51	49	E60117 old code E5311				
130411 130402 130153	53	52	51	50	48	E60119 old code E5314	E60219 old code E5304	E60419 old code E5394		
130411 130402 130153	49	48	47	46	44	E60122 old code E5312	E60222 old code E1113	E60422		E60722
130411 130402 130153	46	45	44	43	41		E60225 old code E5307	E60425 old code E5308		E60725 old code E5348
130411 130402 130153	44	43	42	41	39	E60127 old code E5325	E60227			
130411 130402 130153	42	41	40	39	37		E60230	E60430		
130411 130402 130153	39	38	37	36	34	E60132				
130411 130402 130153	37	36	35	34	32		E60235	E60435		
130411 130402 130153	34	33	32	31	29	E60137	E60237			
130411 130402 130153	30	29	28	27	25		E60242 old code E75701			
130411 130402 130153	24	23	22	21	19		E60247 old code E75700			

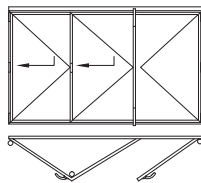
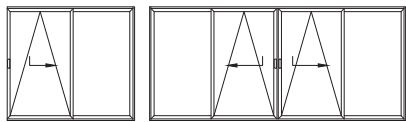
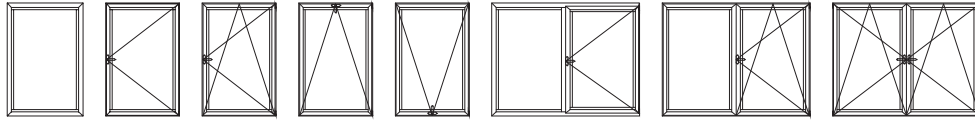
NOTE:
Tolerance in dimension chain ±0.5 mm



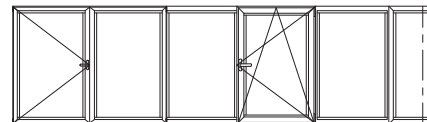
E24

WITH THERMAL BREAK

- Extremely stable and reliable system for aluminium windows and doors using 24 mm wide polyamide bars with glass fibre re-inforcement
- With straight and round line
- Elegant series featuring also concealed sash
- Profiles for heavy-duty entrance doors
- Carefully selected reliable accessories
- Double glazing from 18 up to 46 mm
- Carefully designed system accessories and EPDM gaskets for superior thermal insulation, drainage and air permeability – 24 mm



opening schemes:
321;330;431;541;550;
532;651;633;761;770;743



Hidden vent

opening system with thermal break

E24

code		profile	weight length moment of inertia	code		profile	weight length moment of inertia
E2400			1340 g/m L=6.01 m $I_x=6.57 \text{ cm}^4$ $I_y=25.29 \text{ cm}^4$	E2423 hiddent vent			1817 g/m L=6.01 m $I_x=35.86 \text{ cm}^4$ $I_y=33.23 \text{ cm}^4$
E2420			1610 g/m L=6.01 m $I_x=17.51 \text{ cm}^4$ $I_y=31.2 \text{ cm}^4$	E2482 straight line			1572.8g/m L=6.01 m $I_x=11.55 \text{ cm}^4$ $I_y=37.17 \text{ cm}^4$
E2414			1696 g/m L=6.01 m $I_x=12.53 \text{ cm}^4$ $I_y=54.3 \text{ cm}^4$	E2412			1617 g/m L=6.01 m $I_x=14.18 \text{ cm}^4$ $I_y=38.99 \text{ cm}^4$
E2424			1491 g/m L=6.01 m $I_x=11.91 \text{ cm}^4$ $I_y=27.8 \text{ cm}^4$	E2403			1958 g/m L=6.01 m $I_x=37.37 \text{ cm}^4$ $I_y=48.03 \text{ cm}^4$
E2425			1491 g/m L=6.01 m $I_x=12.64 \text{ cm}^4$ $I_y=28.54 \text{ cm}^4$	E2406			1936 g/m L=6.01 m $I_x=36.93 \text{ cm}^4$ $I_y=46.25 \text{ cm}^4$
E2416 hiddent vent			1718 g/m L=6.01 m $I_x=28.4 \text{ cm}^4$ $I_y=32.61 \text{ cm}^4$	E2415 hiddent vent			1370 g/m L=6.01 m $I_x=7.78 \text{ cm}^4$ $I_y=27.36 \text{ cm}^4$

L24-01

opening system with thermal break


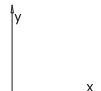
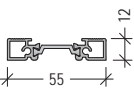
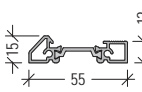
E24

code	profile	weight length moment of inertia	code	profile	weight length moment of inertia
E2404		1668 g/m L=6.01 m $I_x=14.03 \text{ cm}^4$ $I_y=32.35 \text{ cm}^4$	E2402		1527 g/m L=6.01 m $I_x=9.84 \text{ cm}^4$ $I_y=34.61 \text{ cm}^4$
E2417 hiddent vent		1996 g/m L=6.01 m $I_x=39.88 \text{ cm}^4$ $I_y=40.34 \text{ cm}^4$	E2408		2194 g/m L=6.01 m $I_x=38.44 \text{ cm}^4$ $I_y=38.43 \text{ cm}^4$
E2422 hiddent vent		2266 g/m L=6.01 m $I_x=71.35 \text{ cm}^4$ $I_y=44.95 \text{ cm}^4$	E2460		601 g/m L=6.01 m
E2418 hiddent vent		1243 g/m L=6.01 m $I_x=5.79 \text{ cm}^4$ $I_y=18.8 \text{ cm}^4$	E2308		154 g/m L=4.40m
E2455		806 g/m L=6.01 m $I_x=0.71 \text{ cm}^4$ $I_y=14.23 \text{ cm}^4$	E62001		675 g/m
E2456		1600 g/m L=6.01 m $I_x=8.84 \text{ cm}^4$ $I_y=102.2 \text{ cm}^4$	E11345		347 g/m L=4.40m

L24-02

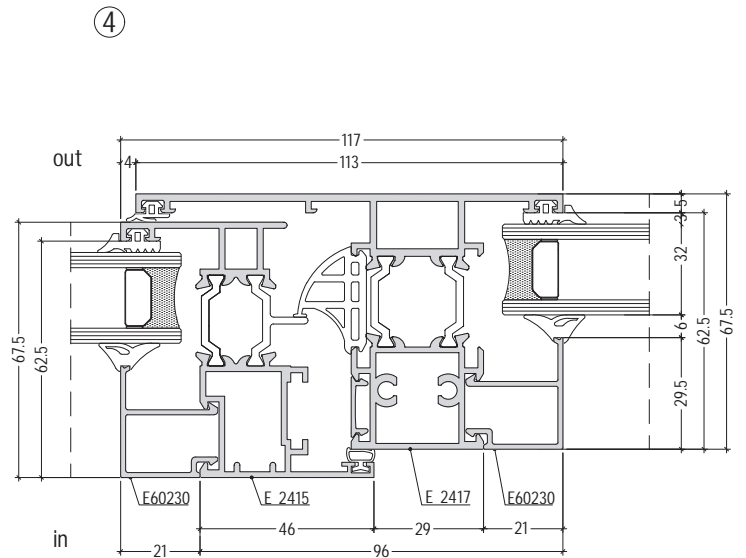
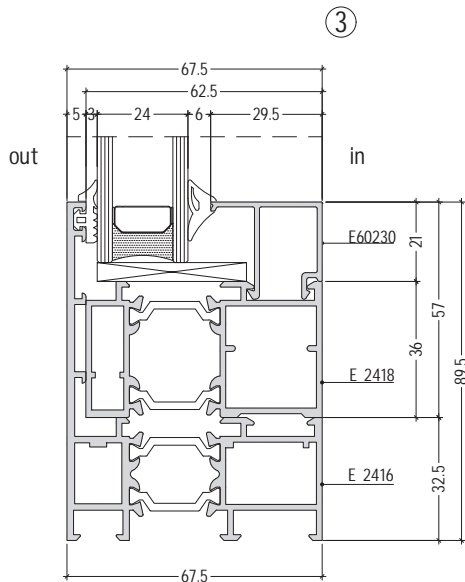
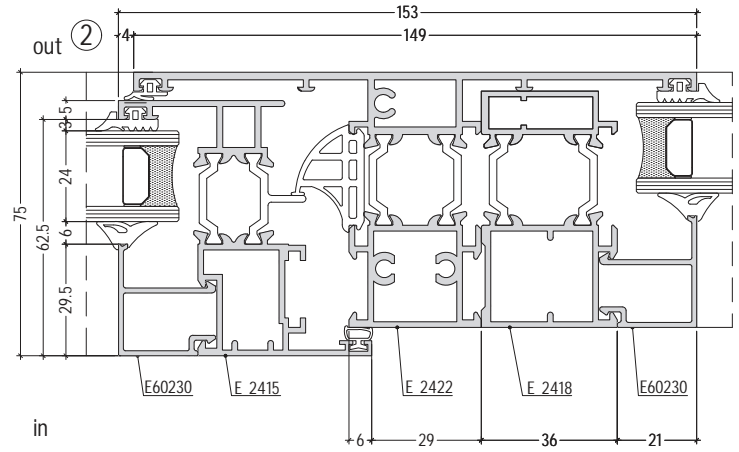
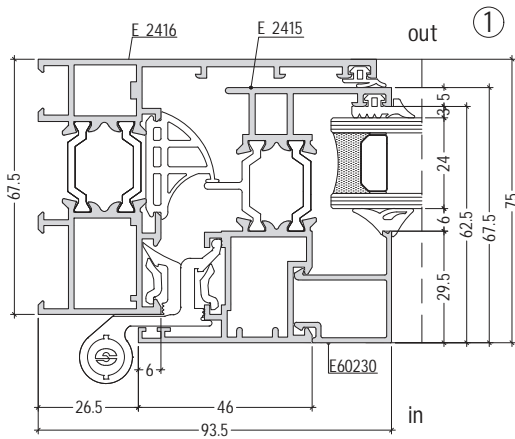
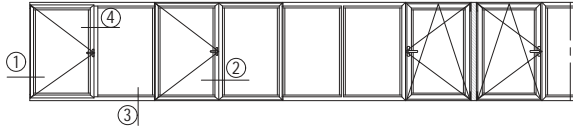
opening system with thermal break

E24

code		profile	weight length moment of inertia	code		profile	weight length moment of inertia
E45801			553 g/m L=6.01 m	E45800			566 g/m L=6.01 m

L24-03

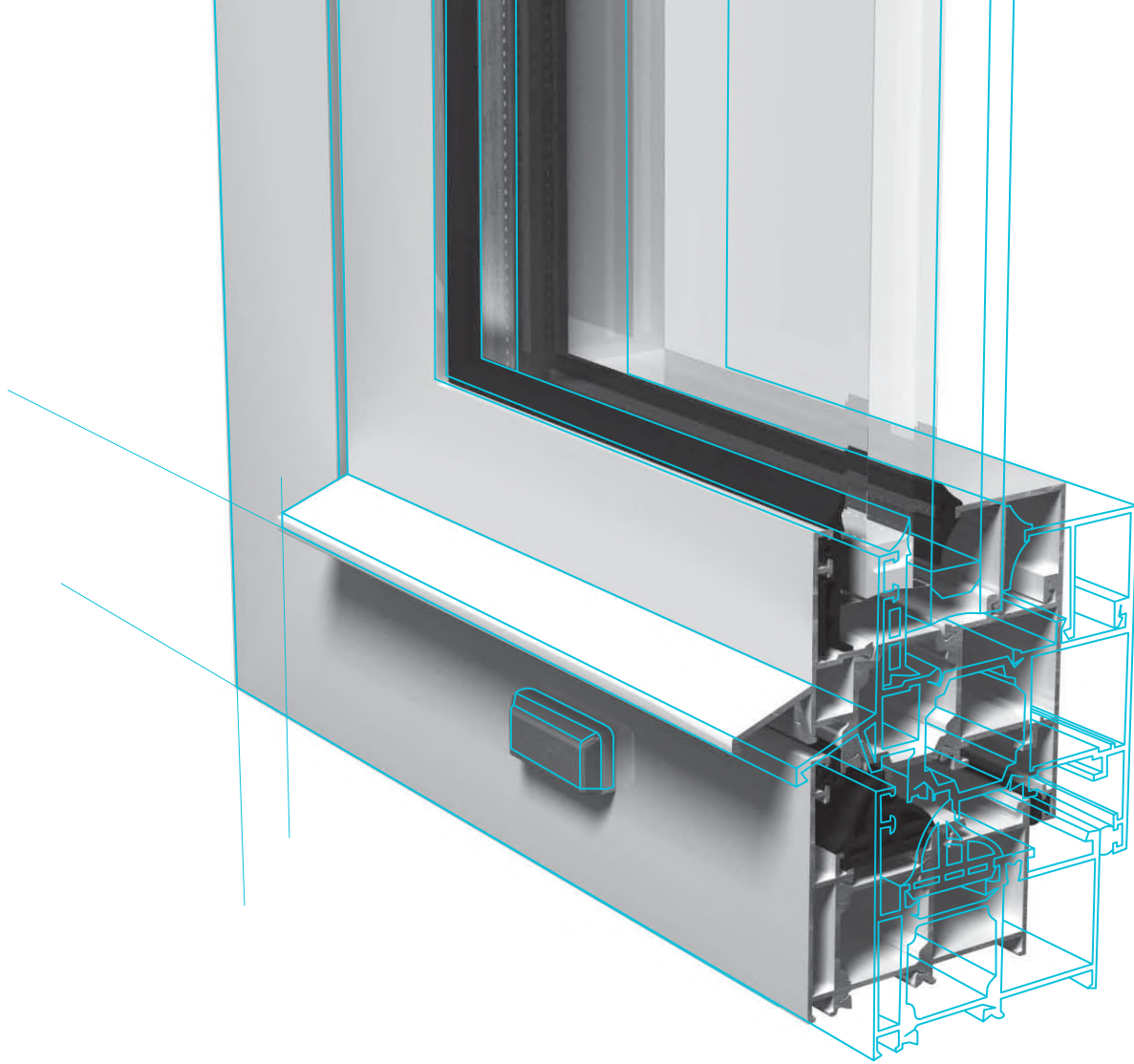
Hidden vent



external gaskets	INTERNAL GASKETS					GLAZING OPTIONS				
	5 - 6 mm 130176	6 mm 130206	7 mm 130207	8 mm 130208	10 mm 130210	GLAZING BEADS				
3 mm 130411 4 mm 130153	5 mm 130205	6 mm 130206	7 mm 130207	8 mm 130208	10 mm 130210					
	X mm					E601xx	E602xx	E604xx	E605xx	E607xx
130411 130402 130153	47	46	45	44	42	E60107 <small>old code E1144</small>	E60207 <small>old code E1144</small>			
130411 130402 130153	44	43	42	41	39	E60110		E60410 <small>old code E1160</small>	E60510 <small>old code E1190</small>	
130411 130402 130153	42	41	40	39	37	E60112 <small>old code E5317</small>	E60212			E60712
130411 130402 130153	40	39	38	37	35		E60215			
130411 130402 130153	37	36	35	34	32	E60117 <small>old code E5311</small>				
130411 130402 130153	36	35	34	33	31	E60119 <small>old code E5314</small>	E60219 <small>old code E5304</small>	E60419 <small>old code E5344</small>		
130411 130402 130153	32	31	30	29	27	E60122 <small>old code E5312</small>	E60222 <small>old code E1113</small>	E60422		E60722
130411 130402 130153	29	28	27	26	24		E60225 <small>old code E5307</small>	E60425 <small>old code E5308</small>		E60725 <small>old code E5348</small>
130411 130402 130153	27	26	25	24	22	E60127 <small>old code E5325</small>	E60227			
130411 130402 130153	25	24	23	22	20		E60230	E60430		
130411 130402 130153	22	21	20	19	17	E60132				
130411 130402 130153	20	19	18	17	15		E60235	E60435		
130411 130402 130153	17	16	15	14	12	E60137	E60237			

external gaskets	INTERNAL GASKETS					GLAZING OPTIONS				
	5 - 6 mm 130176	6 mm 130206	7 mm 130207	8 mm 130208	10 mm 130210	GLAZING BEADS				
3 mm 1304.11 4 mm 130153	5 mm 130205	6 mm 130206	7 mm 130207	8 mm 130208	10 mm 130210	 sash E2482				
	X mm					E601xx	E602xx	E604xx	E605xx	E607xx
130411 130402	55	54	53	52	50	E60107 old code E1114	E60207 old code E1144			
130153	54	53	52	51	49					
130411 130402	52	51	50	49	47	E60110		E60410 old code E1160	E60510 old code E1130	
130153	51	50	49	48	46					
130411 130402	50	49	48	47	45	E60112 old code ES317	E60212			E60712
130153	49	48	47	46	44					
130411 130402	48	47	46	45	43		E60215			
130153	47	46	45	44	42					
130411 130402	45	44	43	42	40	E60117 old code ES311				
130153	44	43	42	41	39					
130411 130402	43	42	41	40	38	E60119 old code ES314	E60219 old code ES304	E60419 old code ES394		
130153	42	41	40	39	37					
130411 130402	40	39	38	37	35	E60122 old code ES312	E60222 old code E1113	E60422		E60722
130153	39	38	37	36	34					
130411 130402	37	36	35	34	32		E60225 old code ES307	E60425 old code ES308		E60725 old code ES348
130153	36	35	34	33	31					
130411 130402	35	34	33	32	30	E60127 old code ES325	E60227			
130153	34	33	32	31	29					
130411 130402	32	31	30	29	27		E60230	E60430		
130153	31	30	29	28	26					
130411 130402	30	29	28	27	25	E60132				
130153	29	28	27	26	24					
130411 130402	27	26	25	24	22		E60235	E60435		
130153	26	25	24	23	21					
130411 130402	25	24	23	22	20	E60137	E60237			
130153	24	23	22	21	19					


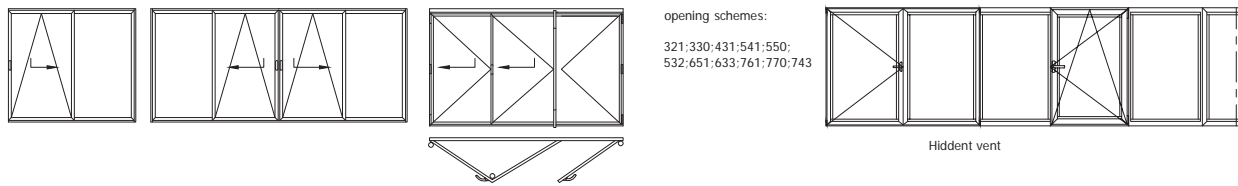
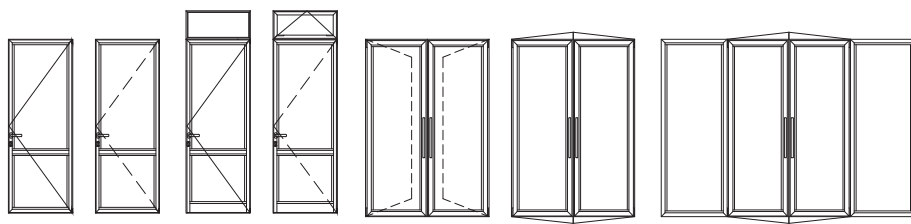
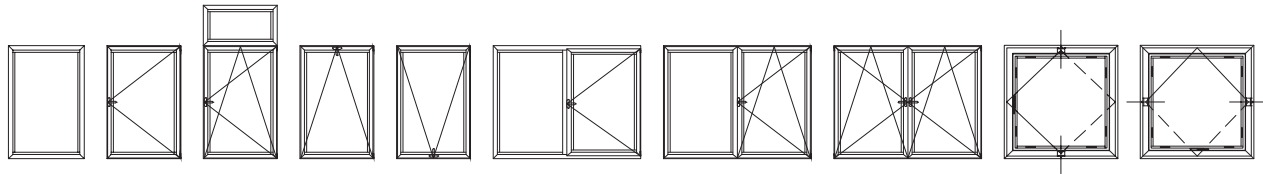
NOTE:
Tolerance in dimension chain ± 0.5 mm



E45

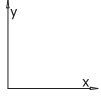

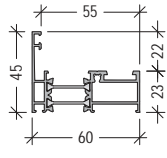
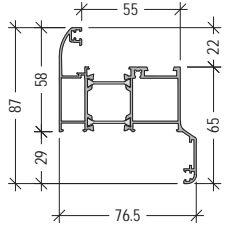
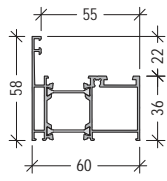
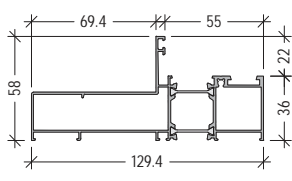
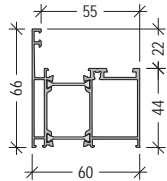
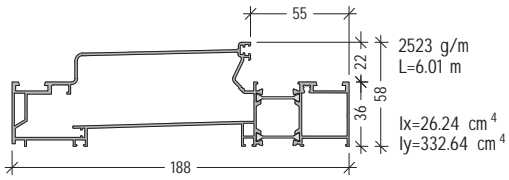
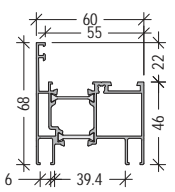
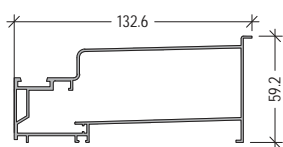
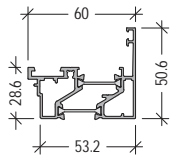
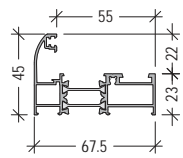
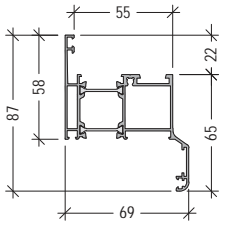
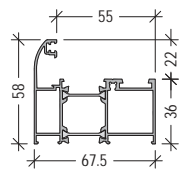
WITH THERMAL BREAK

- Optimized for highest structural stability while using lowest amount of aluminium
- Profile re-inforcement at load bearing points
- Elegant straight or curved line 60 mm system width in case of straight line type and 67,5 mm width in curved type
- Opening parts – opening at vertical axis, tilt and turn, opening at top or bottom horizontal axes, folding doors, parallel sliding
- Reliable pivot mechanism
- Window sashes for PVC hardware which enables multiple locks, hinges adjustment and fast mounting
- New elegant series with concealed sash
- Mechanism for smoke proof doors according to safety regulations
- Double glazing from 18 up to 49 mm



opening system with thermal break


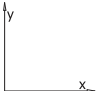
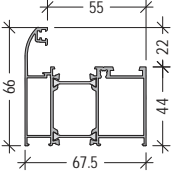
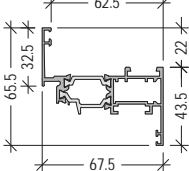
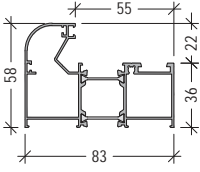
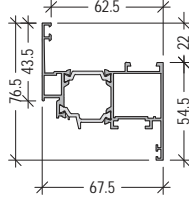
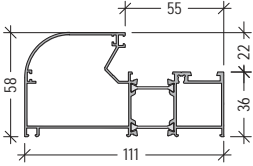
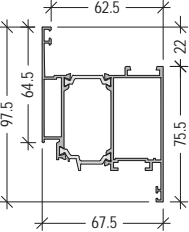
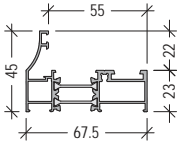
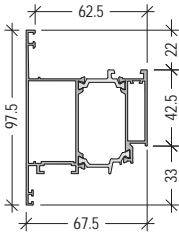
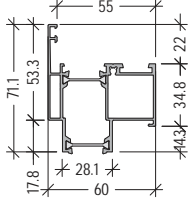
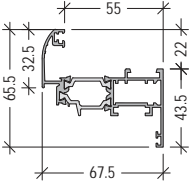
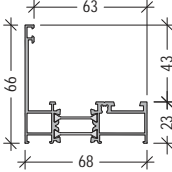
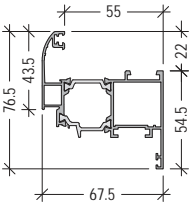
E45

code		profile	weight length moment of inertia	code		profile	weight length moment of inertia
E 45100			935 g/m L=6.01 m Ix=3.37 cm ⁴ Iy=13.69 cm ⁴	E 45161			1386 g/m L=6.01 m Ix=18.37 cm ⁴ Iy=32.85 cm ⁴
E 45101			1116 g/m L=6.01 m Ix=7.96 cm ⁴ Iy=17.06 cm ⁴	E 45190			1610 g/m L=6.01 m Ix=10.77 cm ⁴ Iy=83.97 cm ⁴
E 45102			1227 g/m L=6.01 m Ix=12.32 cm ⁴ Iy=19.13 cm ⁴	E 45130			2523 g/m L=6.01 m Ix=26.24 cm ⁴ Iy=332.64 cm ⁴
E 45121			1311 g/m L=6.01 m Ix=11.62 cm ⁴ Iy=20.71 cm ⁴	E 40135			1627 g/m L=6.01 m Ix=20 cm ⁴ Iy=117.58 cm ⁴
E 45171 reverse profile			1164 g/m L=6.01 m Ix=5.64 cm ⁴ Iy=15.52 cm ⁴	E 45150			1024 g/m L=6.01 m Ix=4.36 cm ⁴ Iy=17.84 cm ⁴
E 45111			1297 g/m L=6.01 m Ix=16.13 cm ⁴ Iy=26.33 cm ⁴	E 45151			1205 g/m L=6.01 m Ix=9.66 cm ⁴ Iy=21.81 cm ⁴

L45-01

opening system with thermal break

E45

code		profile	weight length moment of inertia	code		profile	weight length moment of inertia
E 45152			1316 g/m L=6.01 m $I_x=14.58 \text{ cm}^4$ $I_y=24.25 \text{ cm}^4$	E 45200			1169 g/m L=6.01 m $I_x=5.96 \text{ cm}^4$ $I_y=21.93 \text{ cm}^4$
E 45154			1373 g/m L=6.01 m $I_x=12.92 \text{ cm}^4$ $I_y=34.65 \text{ cm}^4$	E 45201			1295 g/m L=6.01 m $I_x=10.79 \text{ cm}^4$ $I_y=25.72 \text{ cm}^4$
E 45153			1535 g/m L=6.01 m $I_x=17.25 \text{ cm}^4$ $I_y=67.58 \text{ cm}^4$	E 45202			1589g/m L=6.01 m $I_x=27.35 \text{ cm}^4$ $I_y=33.21 \text{ cm}^4$
E 45180			997 g/m L=6.01 m $I_x=3.53 \text{ cm}^4$ $I_y=16.66 \text{ cm}^4$	E 45240			1600 g/m L=6.01 m $I_x=26.92 \text{ cm}^4$ $I_y=32.38 \text{ cm}^4$
E 45185			1238 g/m L=6.01 m $I_x=13.09 \text{ cm}^4$ $I_y=17.67 \text{ cm}^4$	E 45250			1198 g/m L=6.01 m $I_x=7.32 \text{ cm}^4$ $I_y=22.18 \text{ cm}^4$
E 45160 hidden vent			1132 g/m L=6.01 m $I_x=10.33 \text{ cm}^4$ $I_y=21.94 \text{ cm}^4$	E 45251			1327 g/m L=6.01 m $I_x=12.73 \text{ cm}^4$ $I_y=25.89 \text{ cm}^4$

L45-02

opening system with thermal break


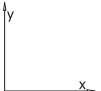
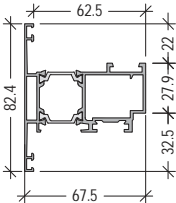
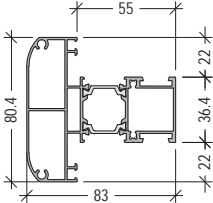
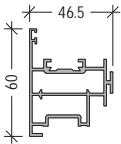
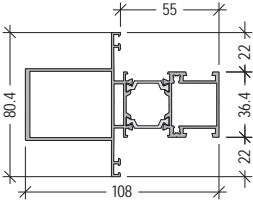
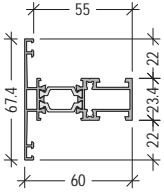
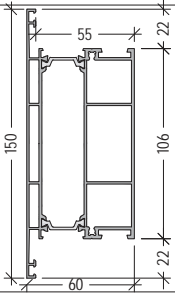
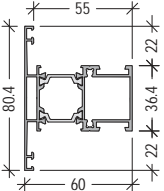
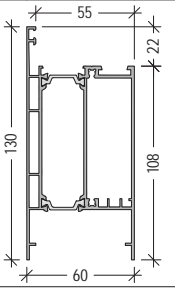
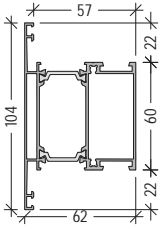
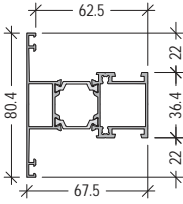
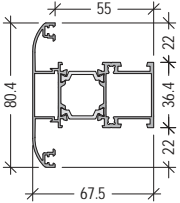
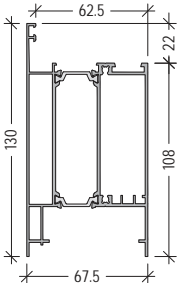
E45

code	profile	weight length moment of inertia	code	profile	weight length moment of inertia
E 45252		1630 g/m L=6.01 m $I_x=30.6 \text{ cm}^4$ $I_y=33.33 \text{ cm}^4$	E 45271 PVC		1450 g/m L=6.01 m $I_x=15.21 \text{ cm}^4$ $I_y=29.22 \text{ cm}^4$
E 45290		1641g/m L=6.01 m $I_x=29.81 \text{ cm}^4$ $I_y=32.45 \text{ cm}^4$	E 45272 PVC		1867 g/m L=6.01 m $I_x=41.48 \text{ cm}^4$ $I_y=39.5 \text{ cm}^4$
E 45281		1281g/m L=6.01 m $I_x=10.83 \text{ cm}^4$ $I_y=23.78 \text{ cm}^4$	E 45275 PVC		1399 g/m L=6.01 m $I_x=13.11 \text{ cm}^4$ $I_y=26.98 \text{ cm}^4$
E 45221 PVC		1416 g/m L=6.01 m $I_x=13.14 \text{ cm}^4$ $I_y=29 \text{ cm}^4$	E 45295 PVC		1872g/m L=6.01 m $I_x=40.47 \text{ cm}^4$ $I_y=38.32 \text{ cm}^4$
E 45222 PVC		1836 g/m L=6.01 m $I_x=37.76 \text{ cm}^4$ $I_y=39.29 \text{ cm}^4$	E 45260 hidden vent		1217g/m L=6.01 m $I_x=5.46 \text{ cm}^4$ $I_y=18.43 \text{ cm}^4$
E 45245		1833 g/m L=6.01 m $I_x=37 \text{ cm}^4$ $I_y=38.26 \text{ cm}^4$	E 45241 sash		1524 g/m L=6.01 m $I_x=15.98 \text{ cm}^4$ $I_y=28.57 \text{ cm}^4$

L45-03

opening system with thermal break

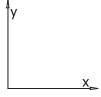

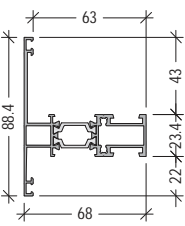
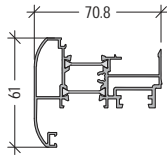
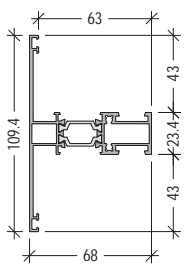
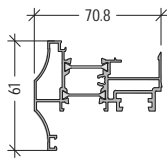
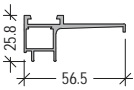
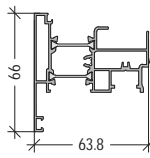
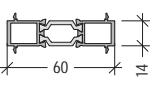
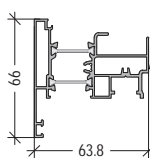
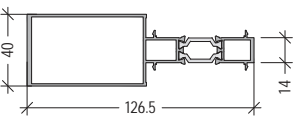
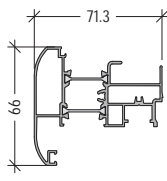
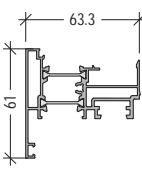
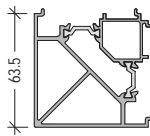
E45

code		profile	weight length moment of inertia	code		profile	weight length moment of inertia
E 45230 pivot mechanism			1523g/m L=6.01 m Ix=14.5 cm ⁴ Iy=28.98 cm ⁴	E 45351			1872 g/m L=6.01 m Ix=28.62 cm ⁴ Iy=44.17 cm ⁴
E 40530 pivot mechanism			1099g/m L=6.01 m Ix=7.87 cm ⁴ Iy=9.96 cm ⁴	E 45302			2020g/m L=6.01 m Ix=19.77 cm ⁴ Iy=77.41 cm ⁴
E 45300			1138g/m L=6.01 m Ix=6.59 cm ⁴ Iy=17.02 cm ⁴	E 45303			2677g/m L=6.01 m Ix=137.04 cm ⁴ Iy=47 cm ⁴
E 45301			1340g/m L=6.01 m Ix=13.26 cm ⁴ Iy=20.52 cm ⁴	E 45331			2310 g/m L=6.01 m Ix=88.7 cm ⁴ Iy=41.83 cm ⁴
E 45304			1686 g/m L=6.01 m Ix=35.34 cm ⁴ Iy=28.92 cm ⁴	E 45340 straight sashes			1354g/m L=6.01 m Ix=13.22 cm ⁴ Iy=26.25 cm ⁴
E 45350			1472 g/m L=6.01 m Ix=17.3 cm ⁴ Iy=26.61 cm ⁴	E 45330 straight sashes			2426g/m L=6.01 m Ix=117 cm ⁴ Iy=60.53 cm ⁴

L45-04

opening system with thermal break

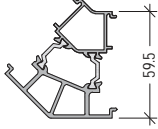
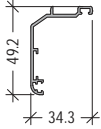
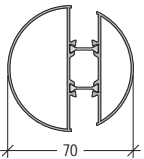
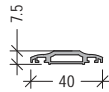
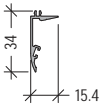
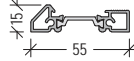
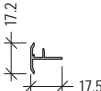
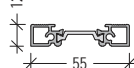

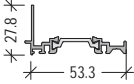
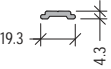
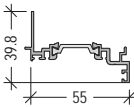
E45

code		profile	weight length moment of inertia	code		profile	weight length moment of inertia
E 45360 hidden vent			1344 g/m L=6.01 m $I_x=14.94 \text{ cm}^4$ $I_y=26.32 \text{ cm}^4$	E 45550			1287 g/m L=6.01 m $I_x=7.98 \text{ cm}^4$ $I_y=24.09 \text{ cm}^4$
E 45361 hidden vent			1487 g/m L=6.01 m $I_x=25.2 \text{ cm}^4$ $I_y=29.2 \text{ cm}^4$	E 45580			1260 g/m L=6.01 m $I_x=6.82 \text{ cm}^4$ $I_y=22.3 \text{ cm}^4$
E 40660			486 g/m L=6.01 m	E 45540 PVC			1283g/m L=6.01 m $I_x=8.6 \text{ cm}^4$ $I_y=20.52 \text{ cm}^4$
E 45655			756 g/m L=6.01 m $I_x=0.71 \text{ cm}^4$ $I_y=10.25 \text{ cm}^4$	E 45540AV PVC			1287g/m L=6.01 m $I_x=8.6 \text{ cm}^4$ $I_y=20.52 \text{ cm}^4$
E 45656			1585 g/m L=6.01 m $I_x=8.84 \text{ cm}^4$ $I_y=90.81 \text{ cm}^4$	E 45590 PVC			1353 g/m L=6.01 m $I_x=10.23 \text{ cm}^4$ $I_y=25.41 \text{ cm}^4$
E 45500			1217 g/m L=6.01 m $I_x=6.58 \text{ cm}^4$ $I_y=19.44 \text{ cm}^4$	E 40600			2038 g/m L=6.01 m $I_x=30.82 \text{ cm}^4$ $I_y=30.82 \text{ cm}^4$

L45-05

opening system with thermal break

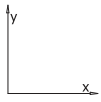
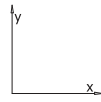
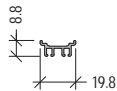
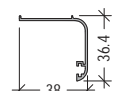

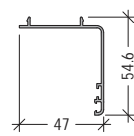
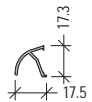
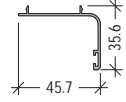


E45

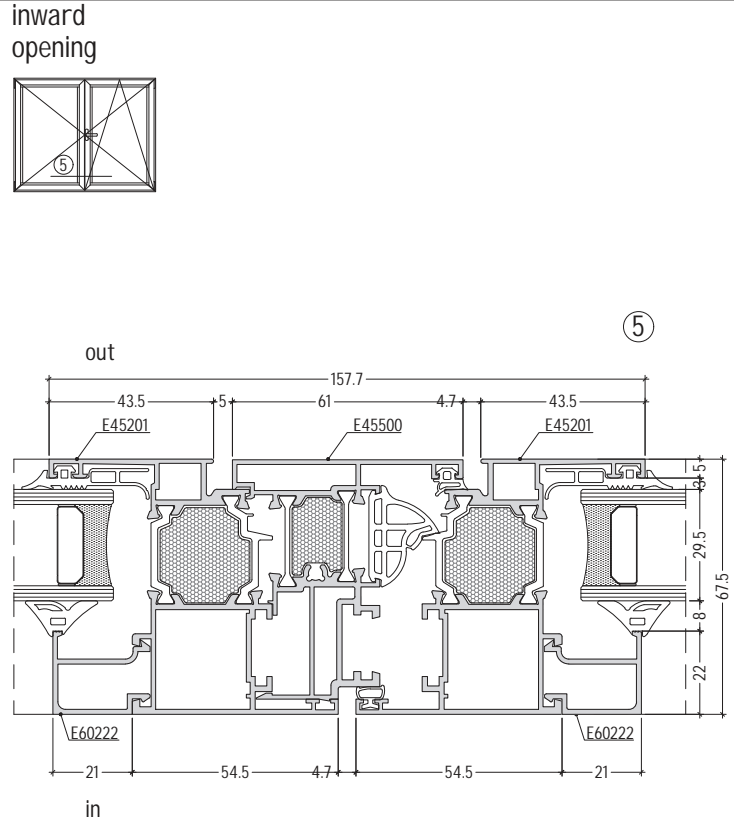
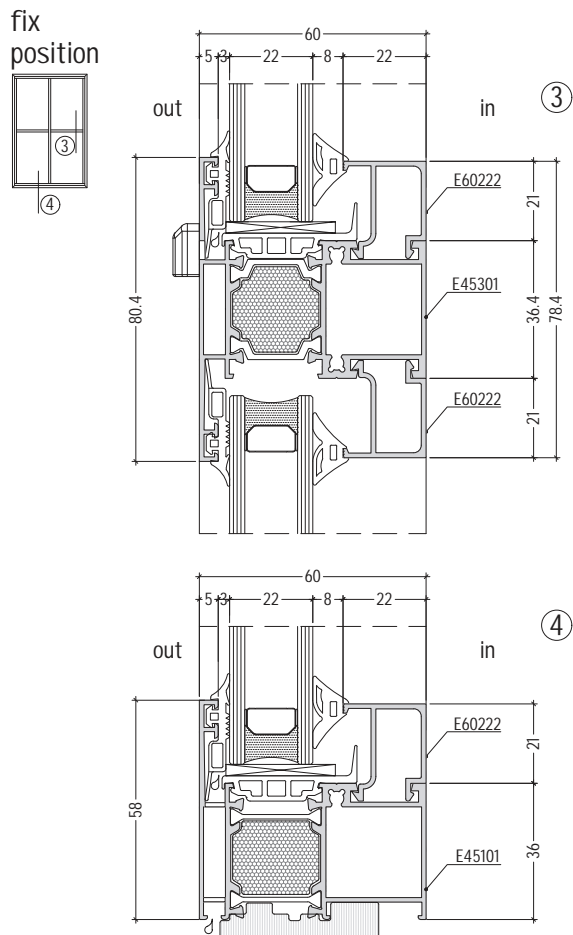
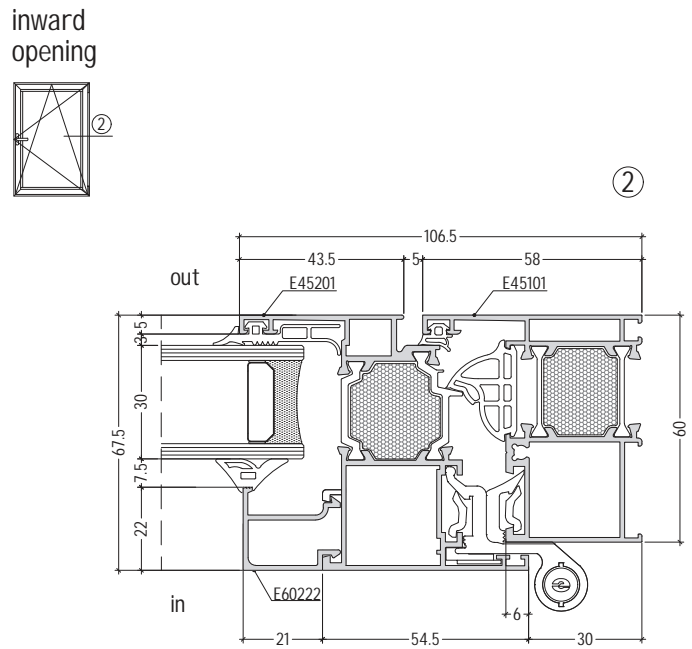
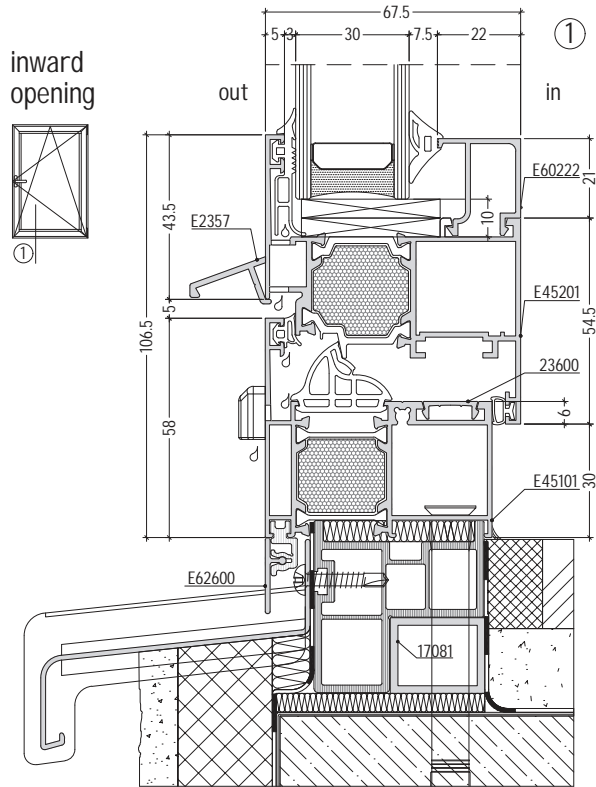
code	profile	weight length moment of inertia	code	profile	weight length moment of inertia
E 40601		1549 g/m L=6.01 m $I_x=18.87 \text{ cm}^4$ $I_y=12.44 \text{ cm}^4$	E 40605		381 g/m L=6.01 m
E 40603		1276 g/m L=6.01 m $I_x=17.76 \text{ cm}^4$ $I_y=17.27 \text{ cm}^4$	E 40650		338 g/m L=6.01 m
E 40602		203 g/m L=6.01 m	E 45800		566 g/m L=6.01 m
E 40604		113 g/m L=6.01 m	E 45801		553 g/m L=6.01 m
23600		66.5 g/m L=6.01 m	E 45810		505 g/m L=6.01 m
E 2308		159 g/m L= 4.4 m	E 45811		580 g/m L=6.01 m

L45-06

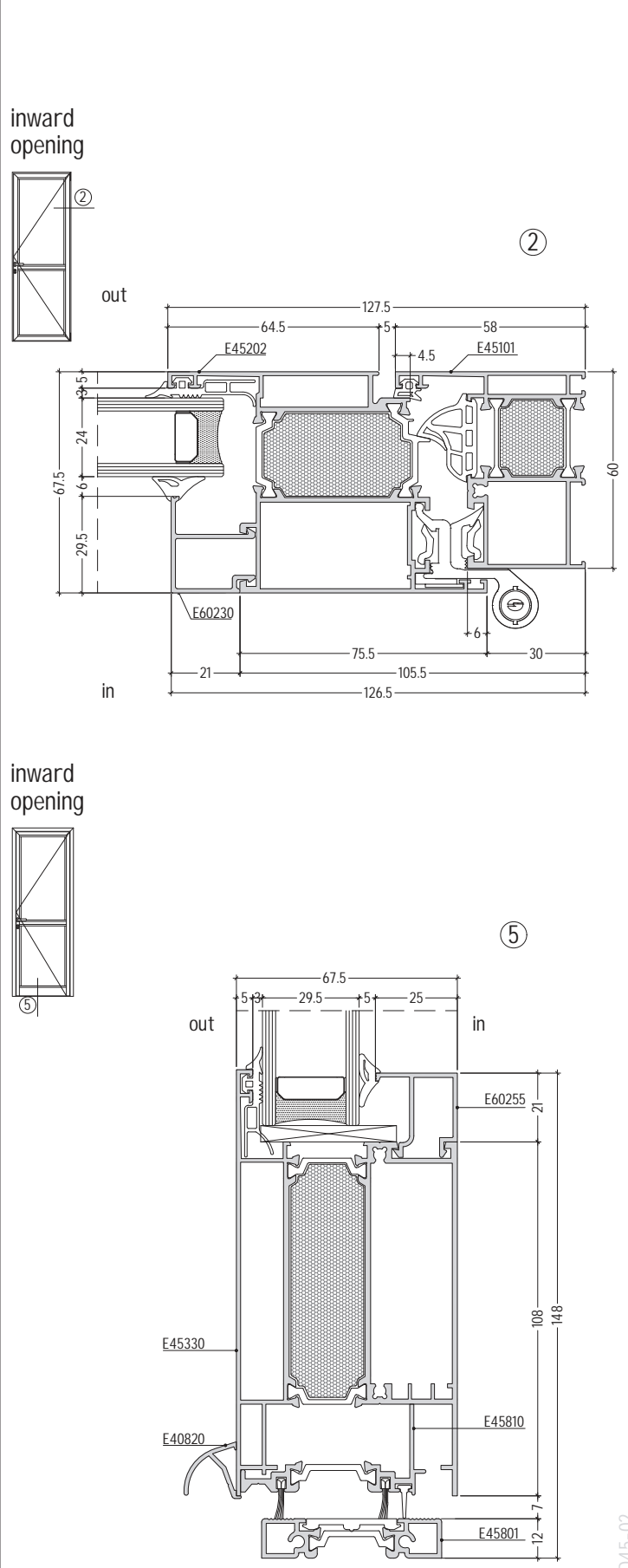
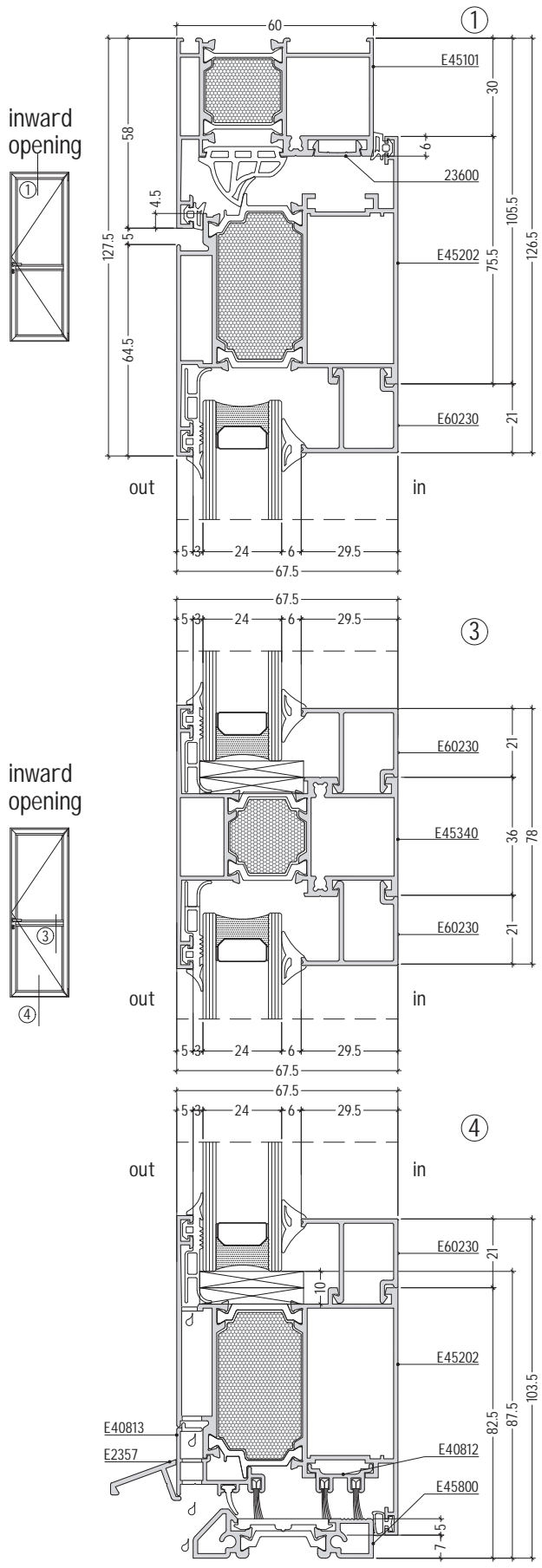
opening system with thermal break

E45

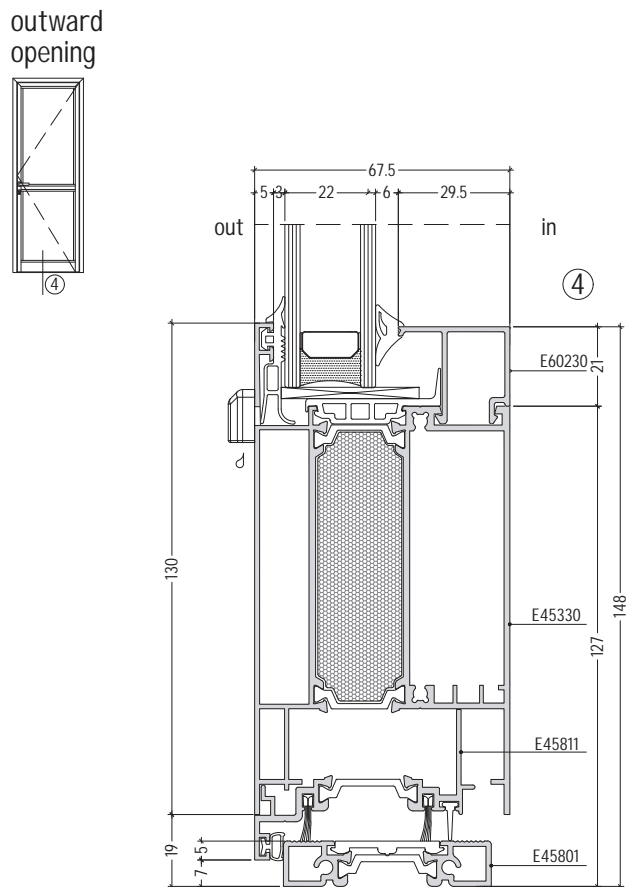
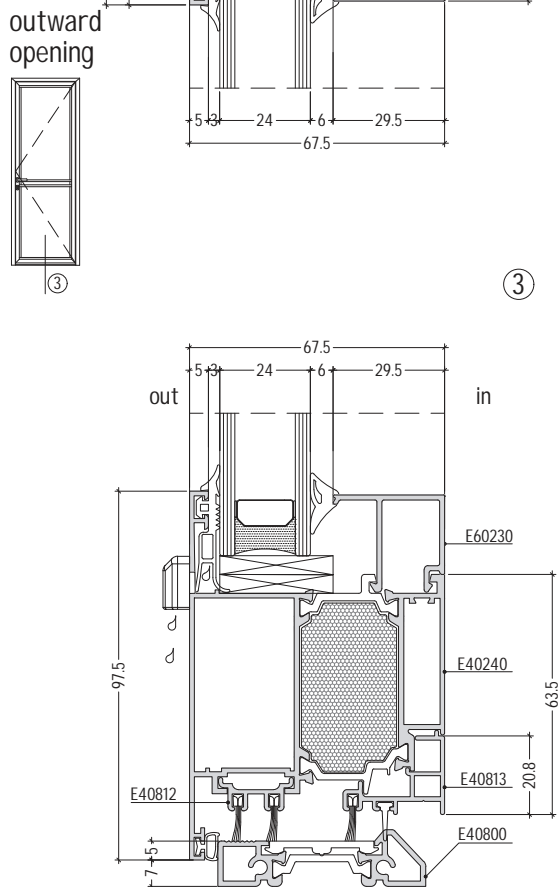
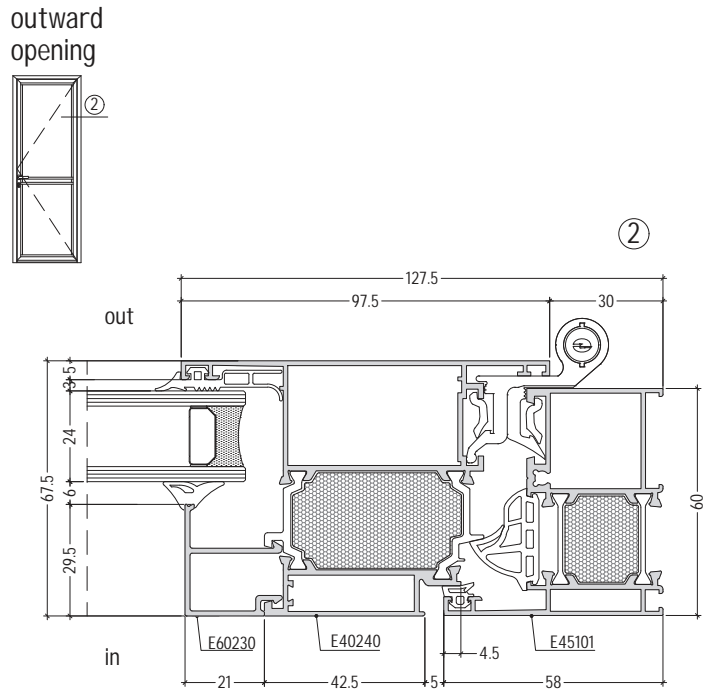
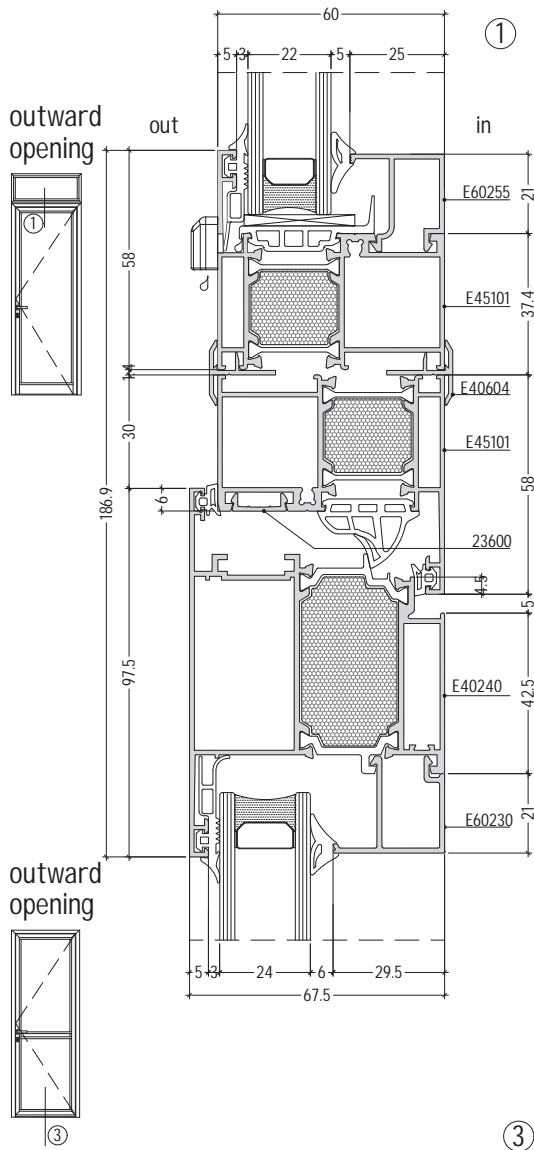
code		profile	weight length moment of inertia	code		profile	weight length moment of inertia
E 40812			135 g/m L=6.01 m	E 5366			269 g/m L=6.01 m
E 40813			265 g/m L=6.01 m	E 1115			408 g/m L=6.01 m
E 40820			143 g/m L=6.01 m	E 1127			288 g/m L=6.01 m
E 2357			144 g/m L=6.01 m	E 40651			203 g/m L=6.01 m

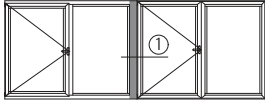


D45-01

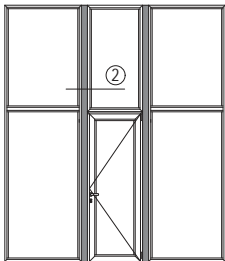
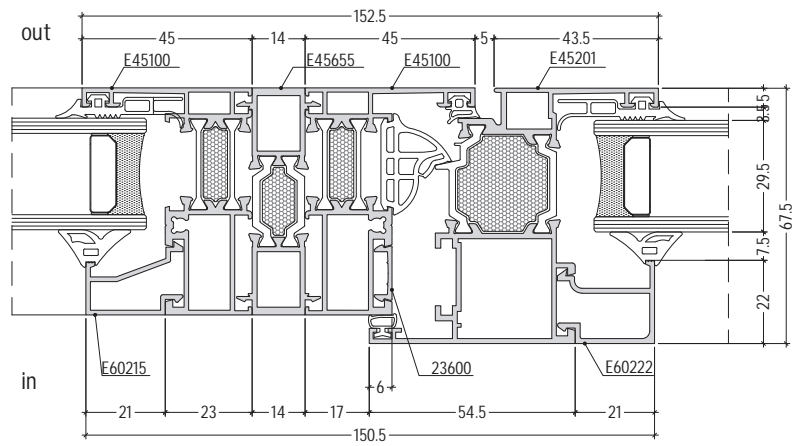


D45-02

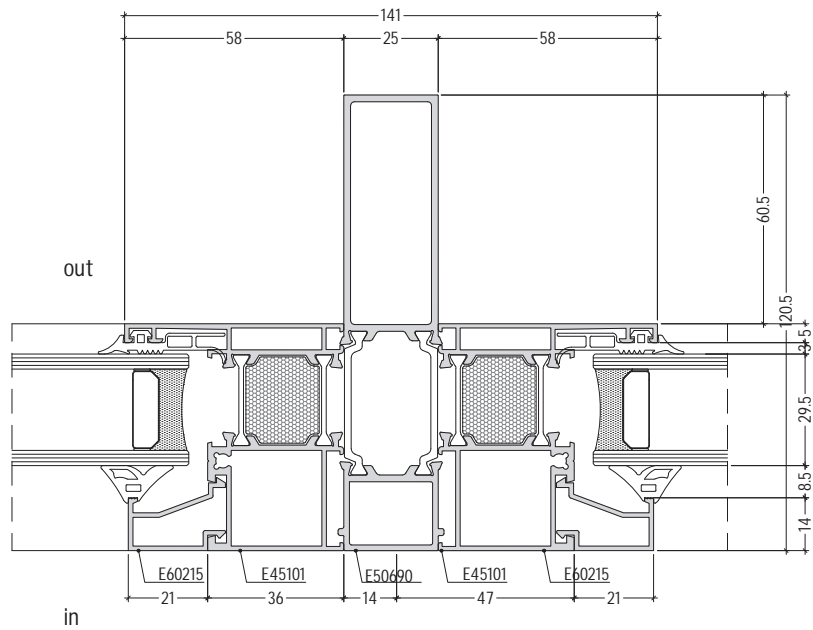




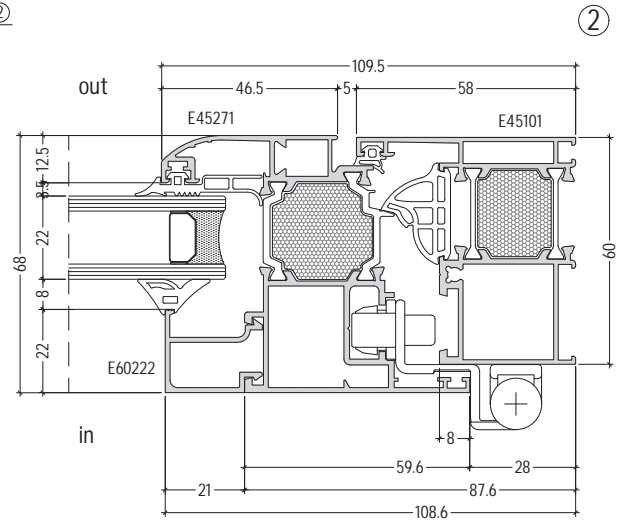
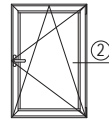
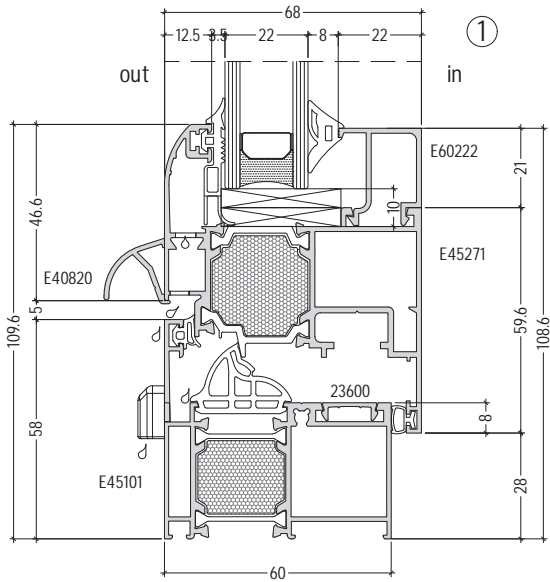
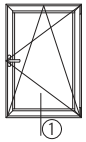
①



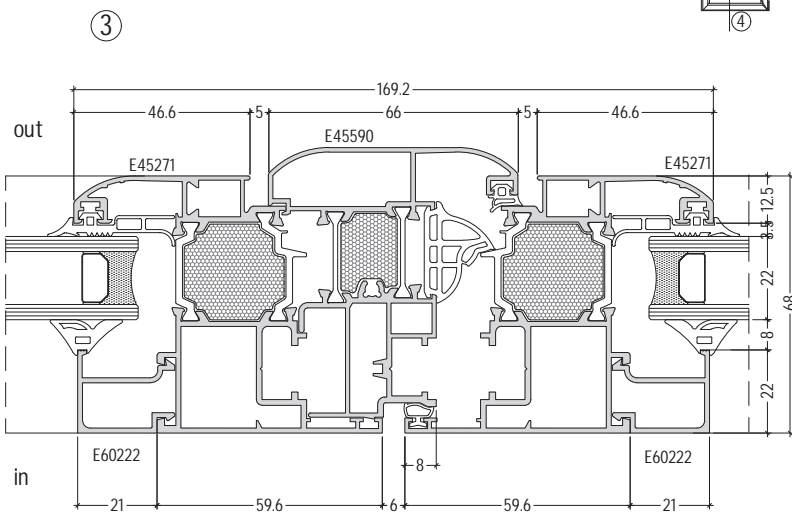
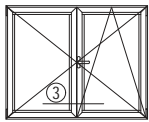
②



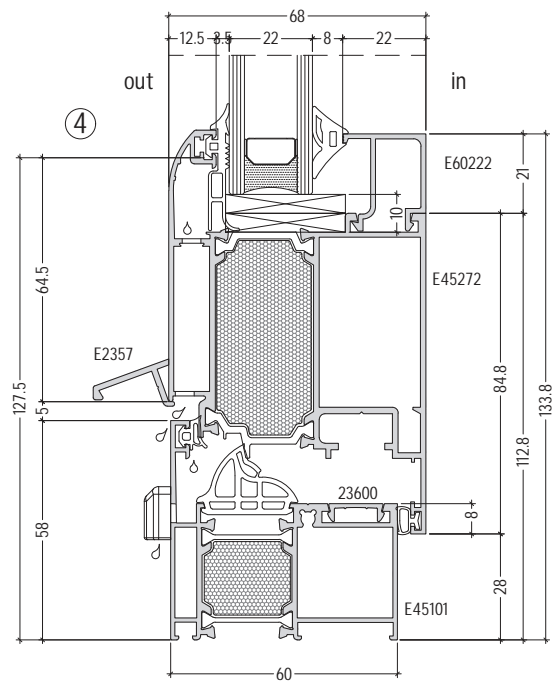
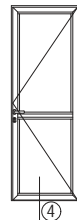
inward opening
PVC groove



inward opening
PVC groove

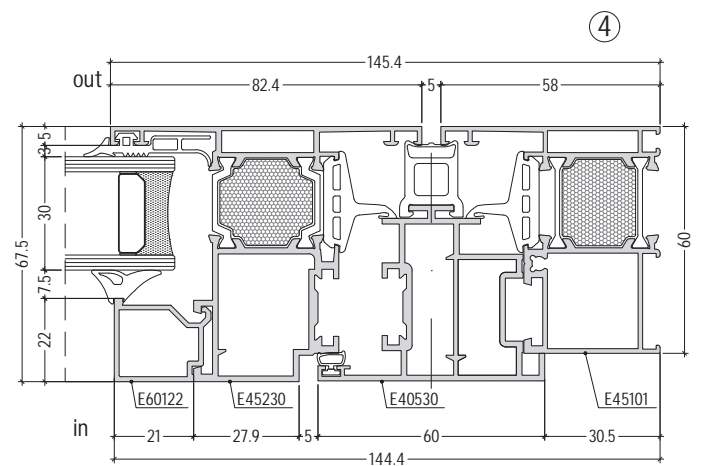
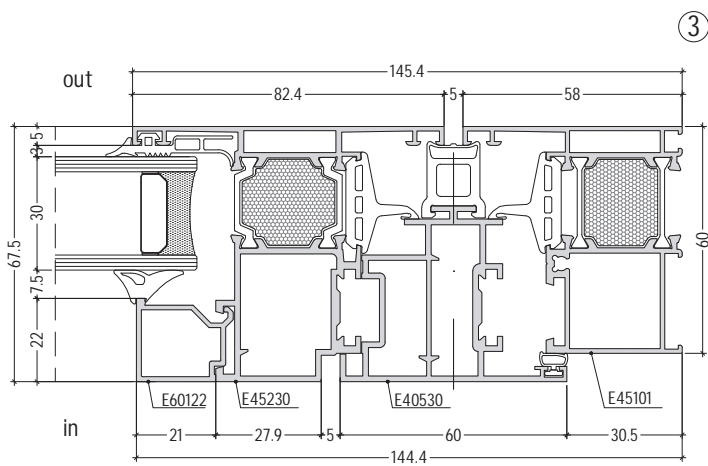
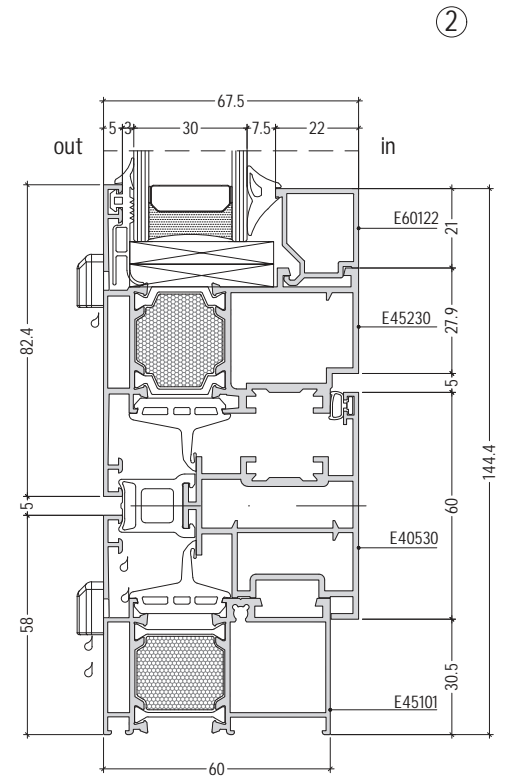
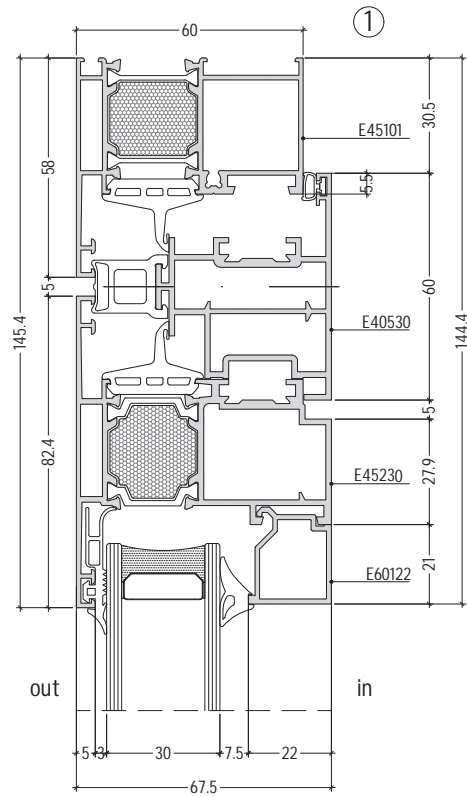
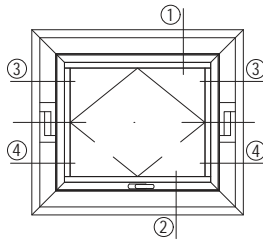


inward opening
PVC groove

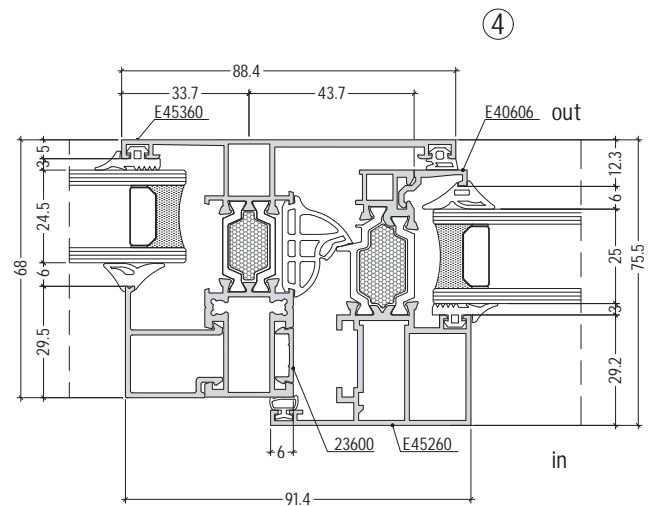
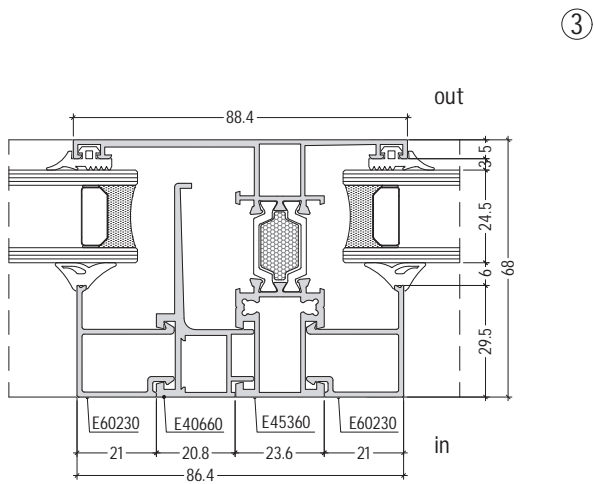
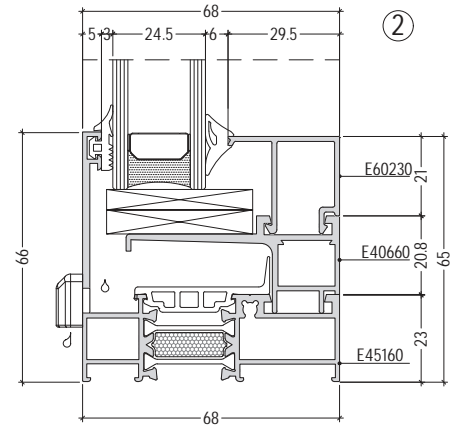
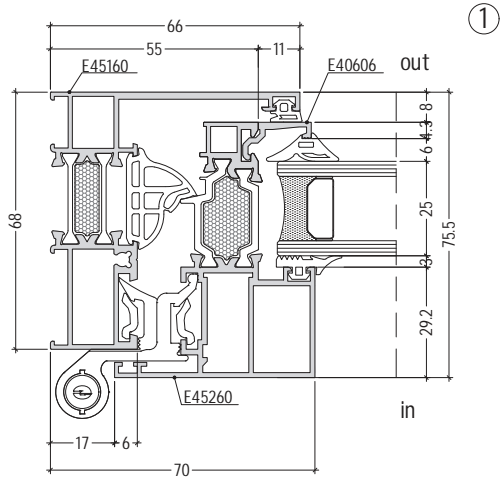
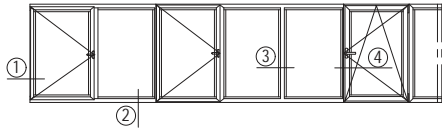


D45-05

Pivot mechanism



Hidden vent




D45-07

external gaskets	INTERNAL GASKETS					GLAZING OPTIONS				
	5 - 6 mm 130176		7 - 8 mm 130177			GLAZING BEADS				
3 mm 130411 130402 4 mm 130153	5 mm 130205	6 mm 130206	7 mm 130207	8 mm 130208	10 mm 130210					
	X mm					E601xx	E602xx	E604xx	E605xx	E607xx
130411 130402	40	39	38	37	35	E60107 old code E5114	E60207 old code E5144			
130153	39	38	37	36	34					
130411 130402	37	36	35	34	32	E60110		E60410 old code E1160	E60510 old code E1130	
130153	36	35	34	33	31					
130411 130402	35	34	33	32	30	E60112 old code E5317	E60212			E60712
130153	34	33	32	31	29					
130411 130402	33	32	31	30	28		E60215			
130153	32	31	30	29	27					
130411 130402	30	29	28	27	25	E60117 old code E5311				
130153	29	28	27	26	24					
130411 130402	28	27	26	25	23	E60119 old code E5314	E60219 old code E5304	E60419 old code E5304		
130153	27	26	25	24	22					
130411 130402	25	24	23	22	20	E60122 old code E5312	E60222 old code E1113	E60422		E60722
130153	24	23	22	21	19					
130411 130402	22	21	20	19	17		E60225 old code E5307	E60425 old code E5308		E60725 old code E5348
130153	21	20	19	18	16					
130411 130402	20	19	18	17	15	E60127 old code E5325	E60227			
130153	19	18	17	16	14					
130411 130402	17	16	15	14	12		E60230	E60430		
130153	16	15	14	13	11					
130411 130402	15	14	13	12	10	E60132				
130153	14	13	12	11	9					
130411 130402	12	11	10	9	7		E60235	E60435		
130153	11	10	9	8	6					

NOTE:
Tolerance in dimension chain ± 0.5 mm

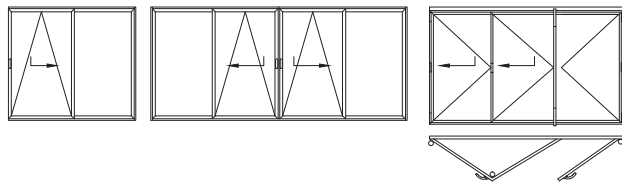

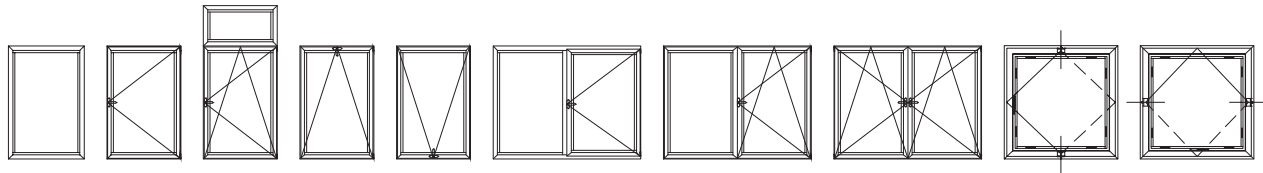
external gaskets	INTERNAL GASKETS					GLAZING OPTIONS				
	5 - 6 mm 130176	6 mm 130206	7 mm 130207	8 mm 130208	10 mm 130210	GLAZING BEADS				
3 mm 130411 4 mm 130153	5 mm 130205 6 mm 130206 7 mm 130207 8 mm 130208 10 mm 130210					Straight sashes E45230 pivot mechanism				
	X mm					E601xx	E602xx	E604xx	E605xx	E607xx
130411 130402	47	46	45	44	42					
130153	46	45	44	43	41	E60107 old code E1114	E60207 old code E1144			
130411 130402	44	43	42	41	39					
130153	43	42	41	40	38	E60110		E60410 old code E1160	E60510 old code E1180	
130411 130402	42	41	40	39	37					
130153	41	40	39	38	36	E60112 old code ES317	E60212			E60712
130411 130402	40	39	38	37	35					
130153	39	38	37	36	34		E60215			
130411 130402	37	36	35	34	32					
130153	36	35	34	33	31	E60117 old code ES311				
130411 130402	36	35	34	33	31					
130153	35	34	33	32	30	E60119 old code ES314	E60219 old code ES304	E60419 old code ES394		
130411 130402	32	31	30	29	27					
130153	31	30	29	28	26	E60122 old code ES312	E60222 old code E1113	E60422		E60722
130411 130402	29	28	27	26	24					
130153	28	27	26	25	23		E60225 old code ES307	E60425 old code ES308		E60725 old code ES348
130411 130402	27	26	25	24	22					
130153	26	25	24	23	21	E60127 old code ES325	E60227			
130411 130402	25	24	23	22	20					
130153	24	23	22	21	19		E60230	E60430		
130411 130402	22	21	20	19	17					
130153	21	20	19	18	16	E60132				
130411 130402	20	19	18	17	15					
130153	19	18	17	16	14		E60235	E60435		
130411 130402	17	16	15	14	12					
130153	16	15	14	13	11	E60137	E60237			



E40


WITH THERMAL BREAK

- 52 mm system width elegant straight or curved line
- All possible types of openings
- Carefully designed system accessories and EPDM gaskets for better thermal insulation, drainage and air permeability
- Possibility to select aluminium or PVC hardware
- Double glazing from 18 to 40 mm
- Wide range of window drill sill profiles from 70 to 340 mm with alu caps



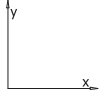

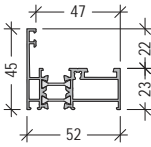
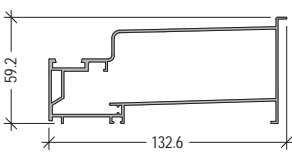
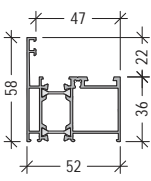
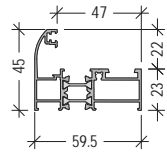
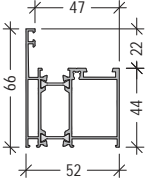
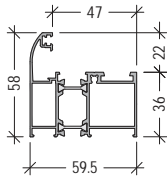
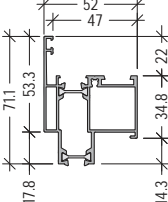
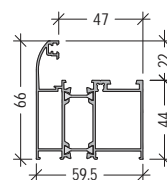
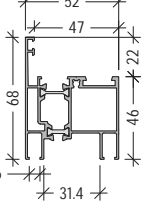
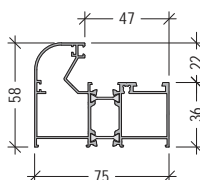
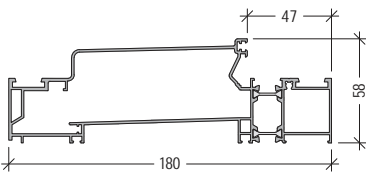
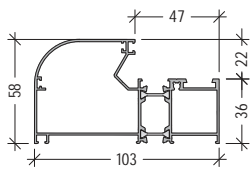
opening schemes:

321:330;431:541:550;
532:651;633:761:770:743



opening system with thermal break


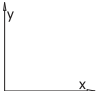
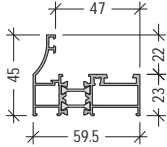
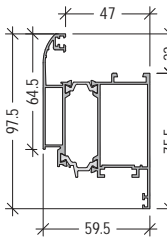
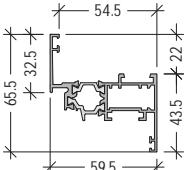
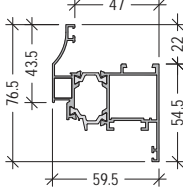
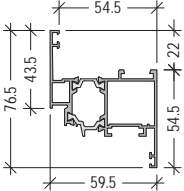
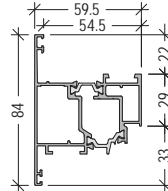
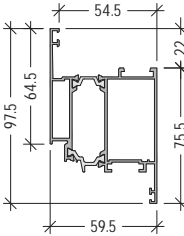
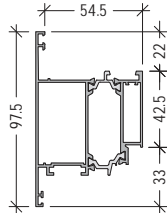
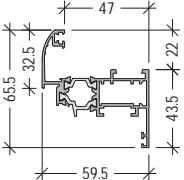
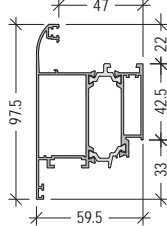
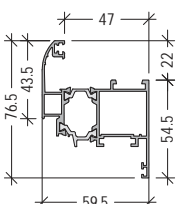
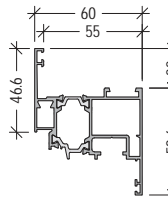
E40

code		profile	weight length moment of inertia	code		profile	weight length moment of inertia
E 40100			913 g/m L=6.01 m Ix=3.37 cm ⁴ Iy=9.46 cm ⁴	E 40135			1627 g/m L=6.01 m Ix=20 cm ⁴ Iy=117.58 cm ⁴
E 40101			1094 g/m L=6.01 m Ix=7.96 cm ⁴ Iy=11.86 cm ⁴	E 40150			1001 g/m L=6.01 m Ix=4.36 cm ⁴ Iy=12.65 cm ⁴
E 40102			1205 g/m L=6.01 m Ix=12.32 cm ⁴ Iy=13.33 cm ⁴	E 40151			1183 g/m L=6.01 m Ix=9.66 cm ⁴ Iy=15.56 cm ⁴
E 40185			972 g/m L=6.01 m Ix=13.09 cm ⁴ Iy=12.11 cm ⁴	E 40152			1294 g/m L=6.01 m Ix=14.58 cm ⁴ Iy=17.34 cm ⁴
E 40121			1276 g/m L=6.01 m Ix=11.62 cm ⁴ Iy=14.44 cm ⁴	E 40154			1350 g/m L=6.01 m Ix=12.92 cm ⁴ Iy=26.29 cm ⁴
E 40130			2500 g/m L=6.01 m Ix=26.24 cm ⁴ Iy=307.81 cm ⁴	E 40153			1513 g/m L=6.01 m Ix=17.25 cm ⁴ Iy=55.97 cm ⁴

L40-01

opening system with thermal break

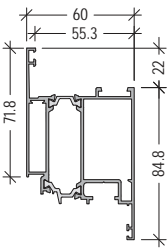
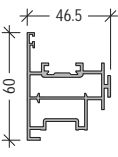
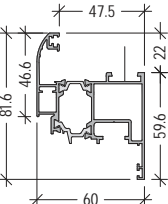
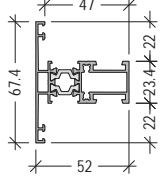
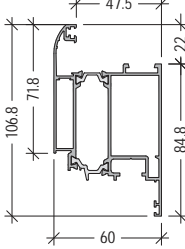
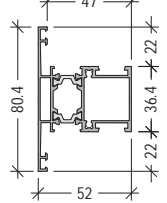
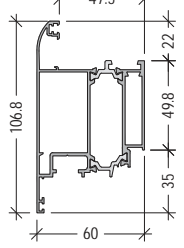
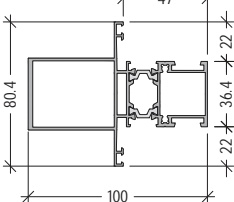
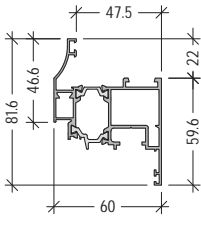
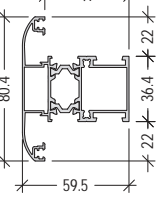
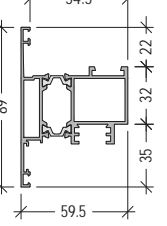
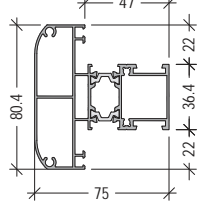
E40

code		profile	weight length moment of inertia	code		profile	weight length moment of inertia
E 40180			972 g/m L=6.01 m Ix=3.53 cm ⁴ Iy=11.75 cm ⁴	E 40252			1586 g/m L=6.01 m Ix=30.6 cm ⁴ Iy=24.48 cm ⁴
E 40200			1125 g/m L=6.01 m Ix=5.95 cm ⁴ Iy=16.21 cm ⁴	E 40281			1238g/m L=6.01 m Ix=10.83 cm ⁴ Iy=17.43 cm ⁴
E 40201			1251 g/m L=6.01 m Ix=10.79 cm ⁴ Iy=18.99 cm ⁴	E 40241 sash			1481 g/m L=6.01 m Ix=15.98 cm ⁴ Iy=20.88 cm ⁴
E 40202			1554g/m L=6.01 m Ix=27.35 cm ⁴ Iy=24.51 cm ⁴	E 40240			1548 g/m L=6.01 m Ix=26.92 cm ⁴ Iy=24.15 cm ⁴
E 40250			1154 g/m L=6.01 m Ix=7.32 cm ⁴ Iy=16.26 cm ⁴	E 40290			1601g/m L=6.01 m Ix=29.81 cm ⁴ Iy=24.13 cm ⁴
E 40251			1283 g/m L=6.01 m Ix=12.73 cm ⁴ Iy=18.98 cm ⁴	E 40221 PVC			1374 g/m L=6.01 m Ix=13.14 cm ⁴ Iy=21.49 cm ⁴

L40-02

opening system with thermal break

E40

code	profile	weight length moment of inertia	code	profile	weight length moment of inertia
E 40222 PVC		1792 g/m L=6.01 m Ix=37.76 cm ⁴ Iy=29.11 cm ⁴	E 40530 pivot mech.		1099g/m L=6.01 m Ix=7.87 cm ⁴ Iy=9.96 cm ⁴
E 40271 PVC		1395 g/m L=6.01 m Ix=15.21 cm ⁴ Iy=21.51 cm ⁴	E 40300		1114g/m L=6.01 m Ix=6.59 cm ⁴ Iy=11.77 cm ⁴
E 40272 PVC		1824 g/m L=6.01 m Ix=41.48 cm ⁴ Iy=29.13 cm ⁴	E 40301		1316g/m L=6.01 m Ix=13.26 cm ⁴ Iy=14.22 cm ⁴
E 40295 PVC		1831g/m L=6.01 m Ix=40.47 cm ⁴ Iy=28.58 cm ⁴	E 40302		1997g/m L=6.01 m Ix=19.77 cm ⁴ Iy=63.9 cm ⁴
E 40275 PVC		1359g/m L=6.01 m Ix=13.12 cm ⁴ Iy=19.88 cm ⁴	E 40350		1409 g/m L=6.01 m Ix=17.3 cm ⁴ Iy=18.95 cm ⁴
E 40230 pivot mech.		1460g/m L=6.01 m Ix=14.5 cm ⁴ Iy=21.15 cm ⁴	E 40351		1846 g/m L=6.01 m Ix=28.62 cm ⁴ Iy=33.38 cm ⁴

L40-03

opening system with thermal break

E40

code	profile	weight length moment of inertia	code	profile	weight length moment of inertia
E 40340 straight sashes		1330g/m L=6.01 m Ix=13.22 cm ⁴ Iy=18.96 cm ⁴	E 40500		1194 g/m L=6.01 m Ix=6.58 cm ⁴ Iy=13.69 cm ⁴
E 40303		2677g/m L=6.01 m Ix=137.04 cm ⁴ Iy=33.15 cm ⁴	E 40550		1264 g/m L=6.01 m Ix=7.98 cm ⁴ Iy=17.36 cm ⁴
E 40331		2248 g/m L=6.01 m Ix=87.7 cm ⁴ Iy=29.8 cm ⁴	E 40580		1238 g/m L=6.01 m Ix=6.82 cm ⁴ Iy=15.94 cm ⁴
E 40330 straight sashes		2363g/m L=6.01 m Ix=96.17 cm ⁴ Iy=38.48 cm ⁴	E 40540 PVC		1187g/m L=6.01 m Ix=8.6 cm ⁴ Iy=14.42 cm ⁴
E 40655		730 g/m L=6.01 m Ix=0.71 cm ⁴ Iy=7 cm ⁴	E 40590 PVC		1328 g/m L=6.01 m Ix=10.26 cm ⁴ Iy=18.28 cm ⁴
E 40656		1524 g/m L=6.01 m Ix=8.84 cm ⁴ Iy=80.55 cm ⁴	E 40171 reverse profile		1140 g/m L=6.01 m Ix=5.64 cm ⁴ Iy=10.42 cm ⁴

L40-04

opening system with thermal break



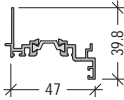
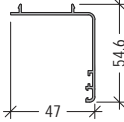
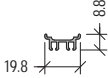
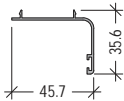

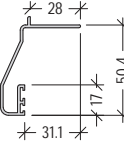


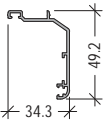
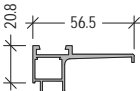
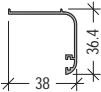
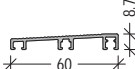
E40

code		profile	weight length moment of inertia	code		profile	weight length moment of inertia
E 40600			2038 g/m L=6.01 m Ix=30.82 cm ⁴ Iy=30.82 cm ⁴	E 2308			159 g/m L=4.4m
E 40601			1549 g/m L=6.01 m Ix=18.87 cm ⁴ Iy=12.44 cm ⁴	E 2357			144 g/m L=6.01 m
E 40602			203 g/m L=6.01 m	E 40650			338 g/m L=6.01 m
E 40603			1276 g/m L=6.01 m Ix=17.76 cm ⁴ Iy=17.27 cm ⁴	E 40800			541 g/m L=6.01 m
E 40604			113 g/m L=6.01 m	E 40801			528 g/m L=6.01 m
E 23600			66.5 g/m L=6.01 m	E 40810			480 g/m L=6.01 m

L40-05

opening system with thermal break

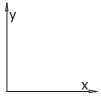
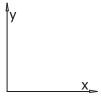

E40

code		profile	weight length moment of inertia	code		profile	weight length moment of inertia
E 40811			555 g/m L=6.01 m	E 1115			408 g/m L=6.01 m $I_x=4.77 \text{ cm}^4$ $I_y=3.37 \text{ cm}^4$
E 40812			135 g/m L=6.01 m	E 1127			288 g/m L=6.01 m $I_x=1.28 \text{ cm}^4$ $I_y=2.39 \text{ cm}^4$
E 40813			265 g/m L=6.01 m	E 40607			494 g/m L=6.01 m $I_x=6.67 \text{ cm}^4$ $I_y=2.22 \text{ cm}^4$
E 40820			143 g/m L=6.01 m	E 40651			203 g/m L=6.01 m
E 40605			381 g/m L=6.01 m $I_x=3.7 \text{ cm}^4$ $I_y=1.56 \text{ cm}^4$	E 40660			564 g/m L=6.01 m $I_x=0.83 \text{ cm}^4$ $I_y=5.27 \text{ cm}^4$
E 5366			269 g/m L=6.01 m $I_x=1.53 \text{ cm}^4$ $I_y=1.37 \text{ cm}^4$	E 40821			416 g/m L=6.01 m

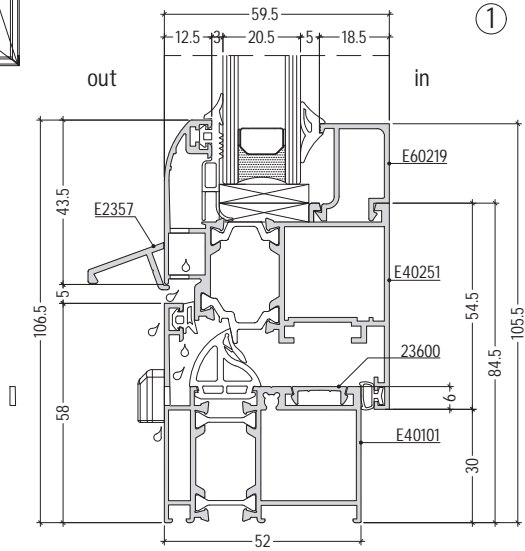
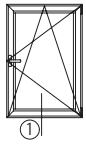
L40-06

opening system with thermal break

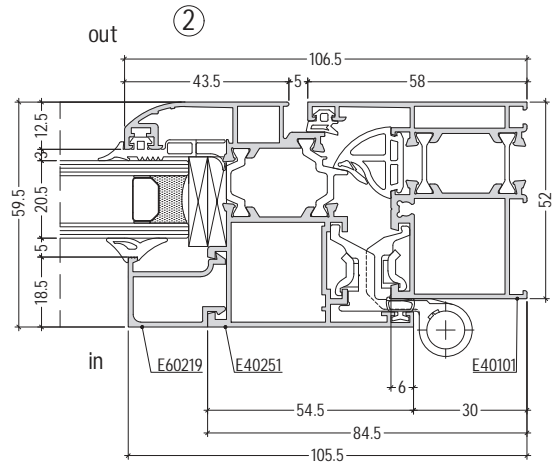
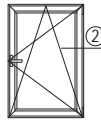
E40

code		profile	weight length moment of inertia	code		profile	weight length moment of inertia
E 40910			427 g/m L=6.01 m				

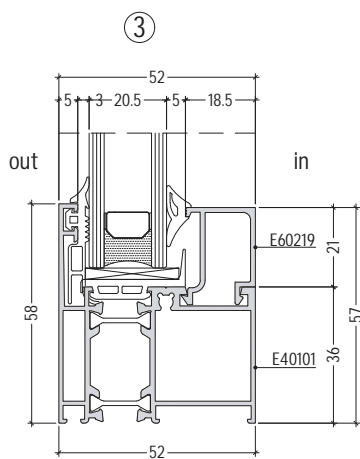
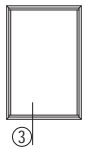
inward opening



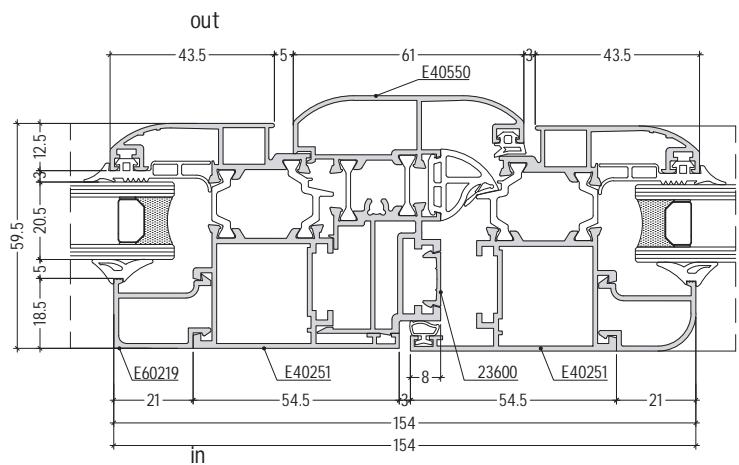
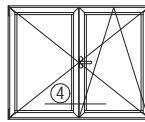
inward opening



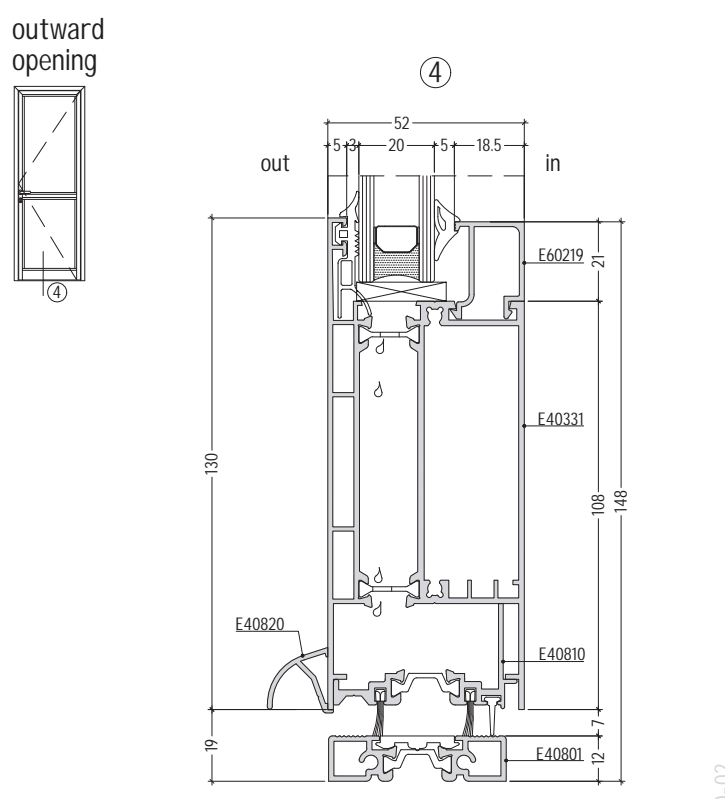
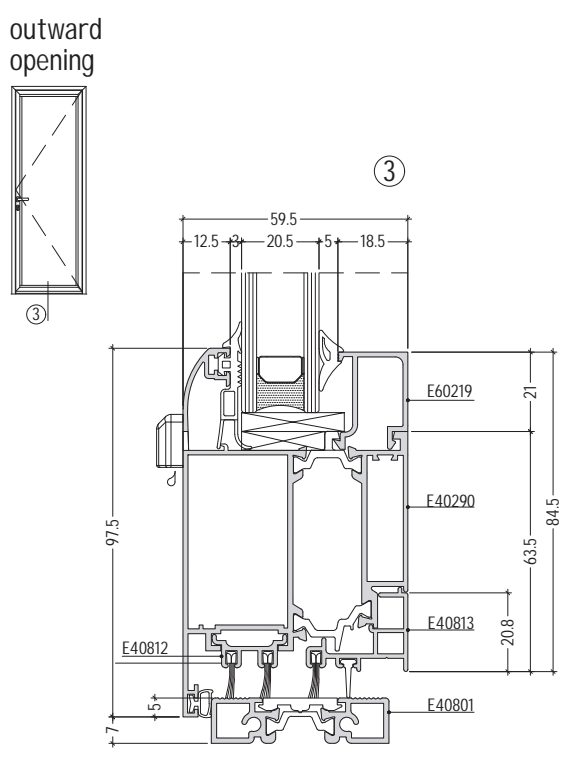
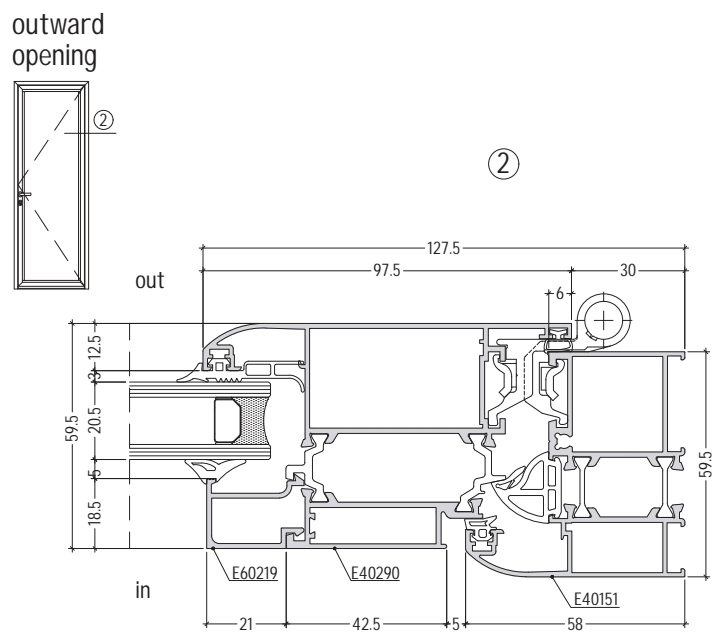
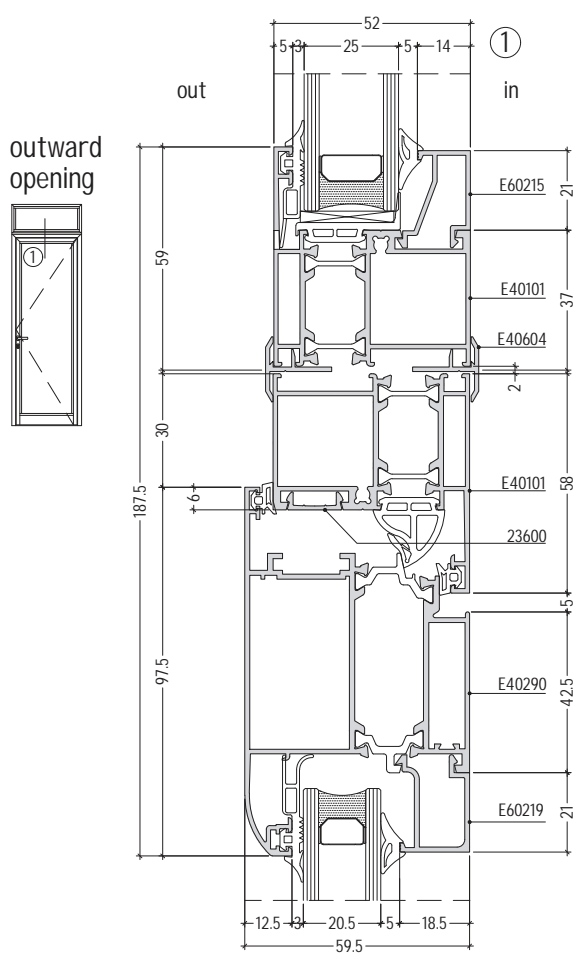
fix position



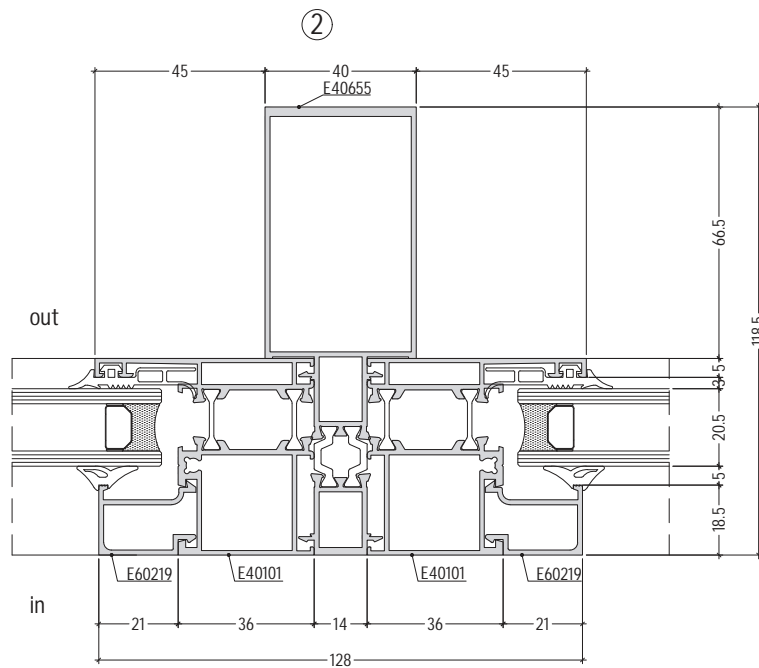
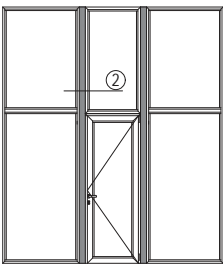
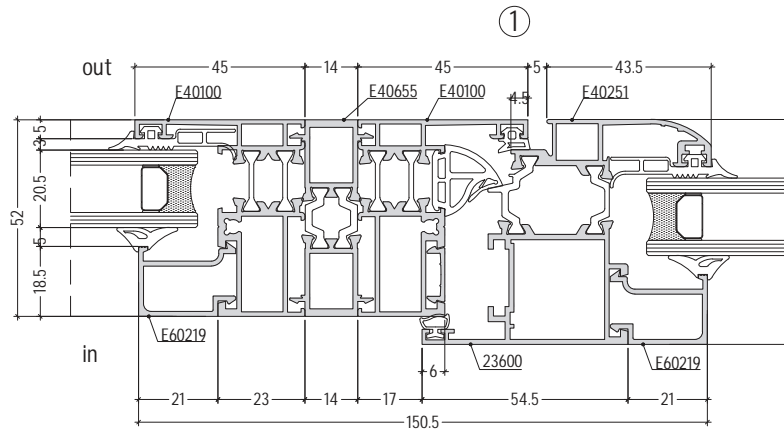
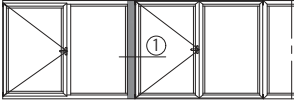
inward opening



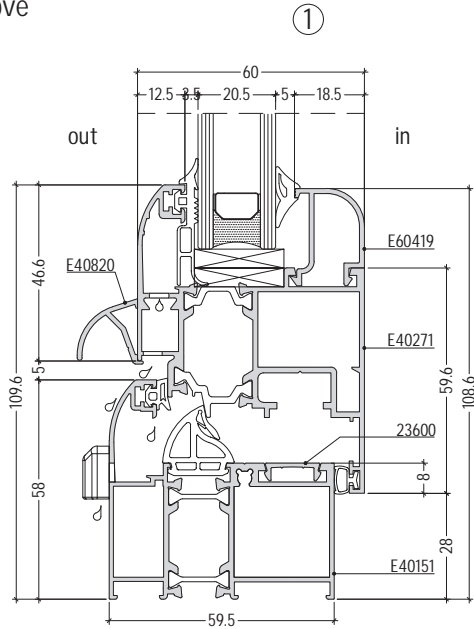
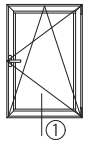
D40-01



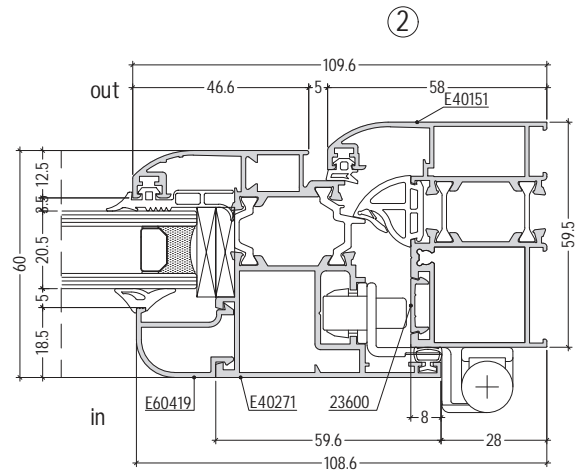
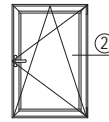
inward
opening



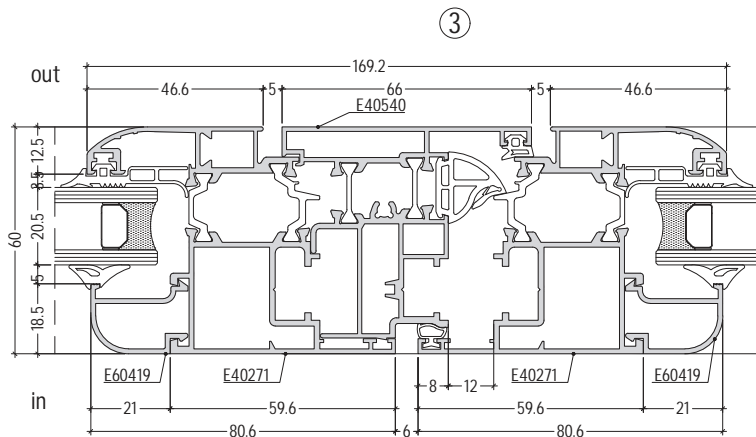
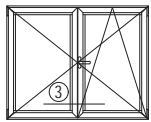
inward opening
PVC groove



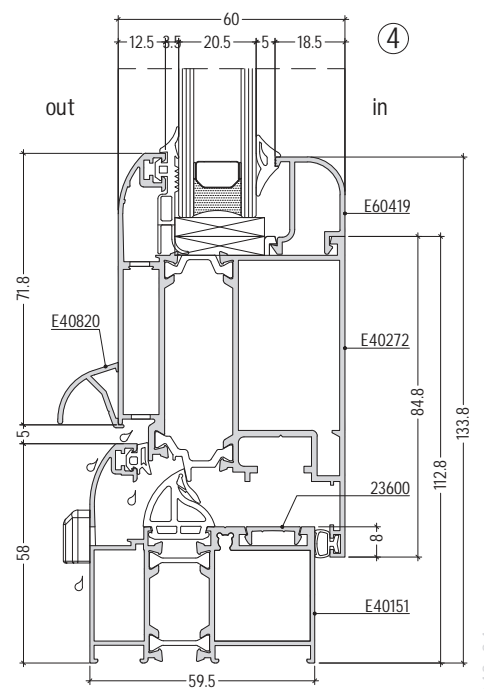
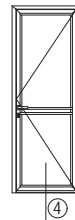
inward opening
PVC groove



inward opening
PVC groove



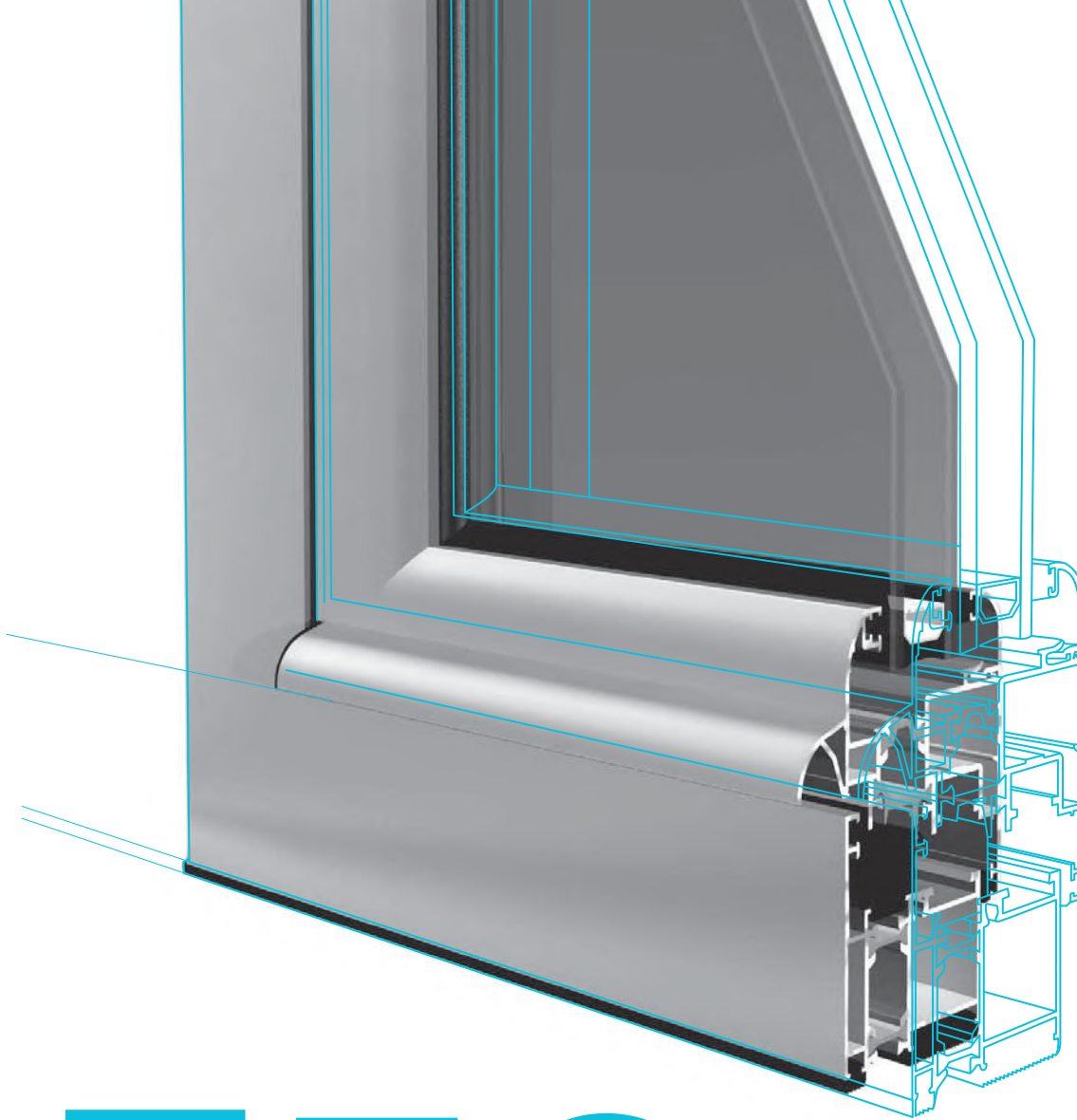
inward opening
PVC groove



D40-04

external gaskets	INTERNAL GASKETS					GLAZING OPTIONS				
	5 - 6 mm 130176		7 - 8 mm 130177			GLAZING BEADS				
3 mm 130411 4 mm 130153	5 mm 130205	6 mm 130206	7 mm 130207	8 mm 130208	10 mm 130210					
	X mm					E601xx	E602xx	E604xx	E605xx	E607xx
130411 130402	32	31	30	29	27	E60107 old code E1114	E60207 old code E1144			
130153	31	30	29	28	26					
130411 130402	29	28	27	26	24	E60110		E60410 old code E1160	E60510 old code E1130	
130153	28	27	26	25	23					
130411 130402	27	26	25	24	22	E60112 old code ES317	E60212			E60712
130153	26	25	24	23	21					
130411 130402	25	24	23	22	20		E60215			
130153	24	23	22	21	19					
130411 130402	22	21	20	19	17	E60117 old code ES311				
130153	21	20	19	18	16					
130411 130402	20	19	18	17	15	E60119 old code ES314	E60219 old code ES314	E60419 old code ES314		
130153	19	18	17	16	14					
130411 130402	17	16	15	14	12	E60122 old code ES312	E60222 old code E1113	E60422		E60722
130153	16	15	14	13	11					
130411 130402	14	13	12	11	9		E60225 old code ES307	E60425 old code ES308		E60725 old code ES348
130153	13	12	11	10	8					
130411 130402	12	11	10	9	7	E60127 old code ES325	E60227			
130153	11	10	9	8	6					
130411 130402	9	8	7	6	4		E60230	E60430		
130153	8	7	6	5	-					

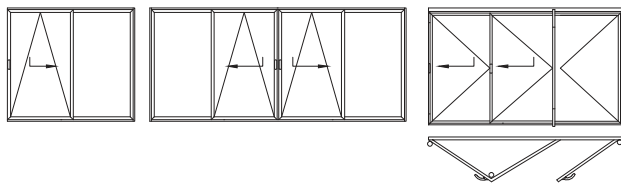
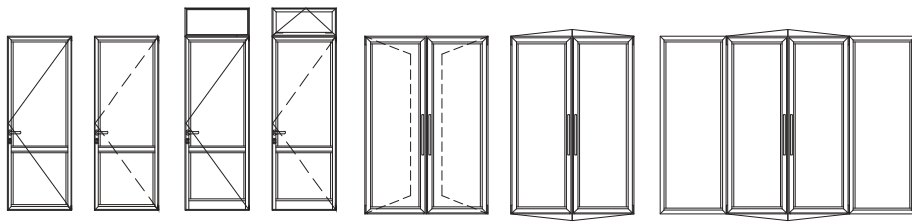
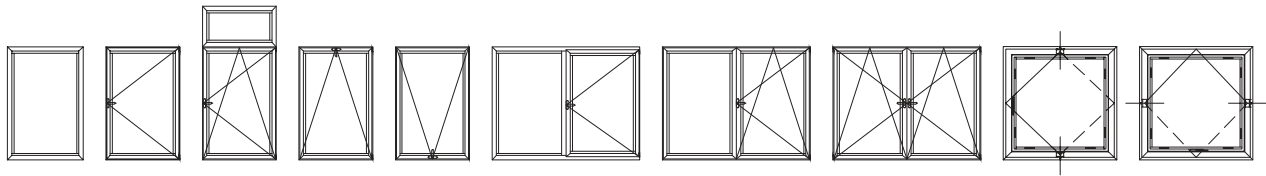
external gaskets	INTERNAL GASKETS					GLAZING OPTIONS				
	5 - 6 mm 130176		7 - 8 mm 130177			GLAZING BEADS				
3 mm 1304.11 5 mm 130205 6 mm 130206 7 mm 130207 8 mm 130208 10 mm 130210 4 mm 130153	For profile E40200 E40201 E40202 E40230 E40240 E40330 E40340									
	X mm					E601xx	E602xx	E604xx	E605xx	E607xx
130411 130402	39	38	37	36	34	 E60107 old code E1114	 E60207 old code E1144			
130153	38	37	36	35	33					
130411 130402	36	35	34	33	31	 E60110		 E60410 old code E1160	 E60510 old code E1130	
130153	35	34	33	32	30					
130411 130402	34	33	32	31	29	 E60112 old code E5317	 E60212			 E60712
130153	33	32	31	30	28					
130411 130402	32	31	30	29	27		 E60215			
130153	31	30	29	28	26					
130411 130402	29	28	27	26	24	 E60117 old code E5311				
130153	28	27	26	25	23					
130411 130402	28	27	26	25	23	 E60119 old code E5314	 E60219 old code E5304	 E60419 old code E5304		
130153	27	26	25	24	22					
130411 130402	24	23	22	21	19	 E60122 old code E5312	 E60222 old code E1113	 E60422		 E60722
130153	23	22	21	20	18					
130411 130402	21	20	19	18	16		 E60225 old code E5307	 E60425 old code E5308		 E60725 old code E5348
130153	20	19	18	17	15					
130411 130402	19	18	17	16	14	 E60127 old code E5325	 E60227			
130153	18	17	16	15	13					
130411 130402	17	16	15	14	12		 E60230	 E60430		
130153	16	15	14	13	11					
130411 130402	14	13	12	11	9	 E60132				
130153	13	12	11	10	8					
130411 130402	12	11	10	9	7		 E60235	 E60435		
130153	11	10	9	8	6					



E38


WITH THERMAL BREAK

- Cost-effective solutions for all medium opening frames
- Excellent thermal insulation characteristics in its category prevents condensation on the inner side of the frame
- Excellent selection for renovations and frame replacement.
- Water impermeability even under adverse weather conditions
- System can be fitted with Cam Euro as well as PVC fittings
- Improved sound insulation for busy urban areas
- Powder coating in any RAL colour, special wood-imitating types of coating, as well as other types of surface processing – anodizing



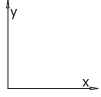

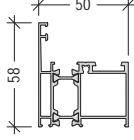
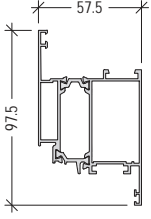
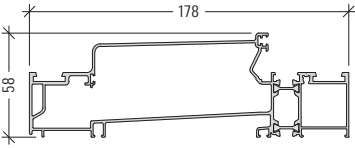
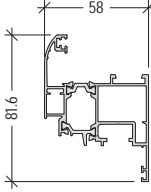
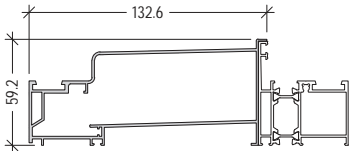
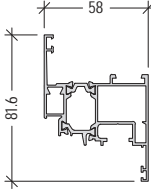
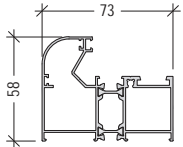
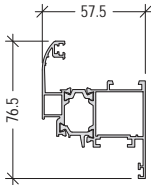
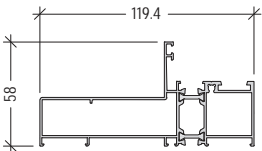
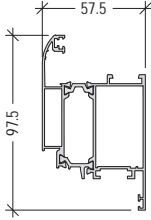
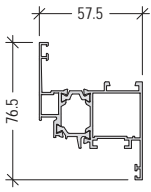
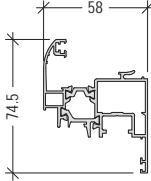
opening schemes:

321, 330, 431, 541, 550,
532, 651, 633, 761, 770, 743



opening system with thermal break


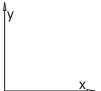
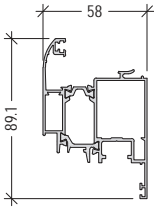
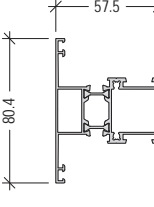
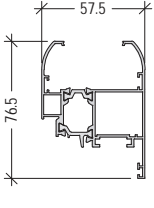
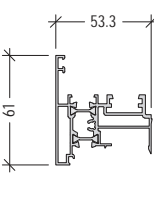
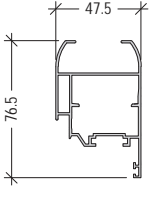
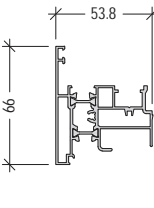
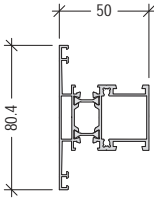
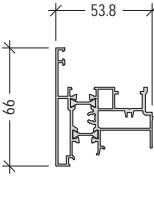
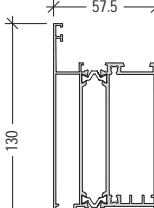
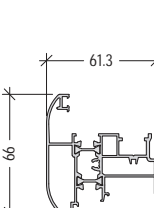
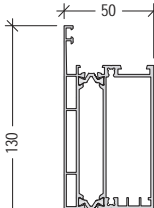
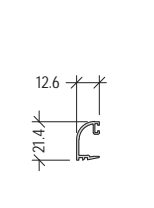
E38

code		profile	weight length moment of inertia	code		profile	weight length moment of inertia
E 38101			1087 g/m L=6.01 m	E 38202			1550 g/m L=6.01 m Ix=37.76 cm ⁴ Iy=17.90 cm ⁴
E 38130			2493 g/m L=6.01 m	E 38211			1393 g/m L=6.01 m Ix=27.46 cm ⁴ Iy=10.15 cm ⁴
E 40135			1609 g/m L=6.01 m	E 38221			1369 g/m L=6.01 m Ix=26.24 cm ⁴ Iy=9.43 cm ⁴
E 38154			1344 g/m L=6.01 m	E 38251			1279 g/m L=6.01 m Ix=23.84 cm ⁴ Iy=8.69 cm ⁴
E 38190			1594 g/m L=6.01 m	E 38252			1582 g/m L=6.01 m Ix=41.08 cm ⁴ Iy=17.85 cm ⁴
E 38201			1247 g/m L=6.01 m Ix=22.63 cm ⁴ Iy=8.0 cm ⁴	E 38271			1310 g/m L=6.01 m Ix=23.45 cm ⁴ Iy=7.69 cm ⁴

L38-01

opening system with thermal break

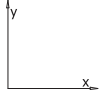

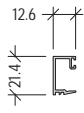
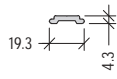
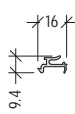

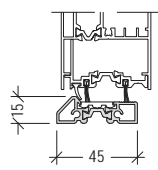
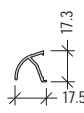
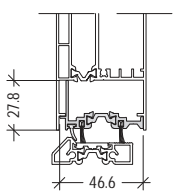
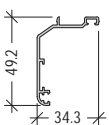
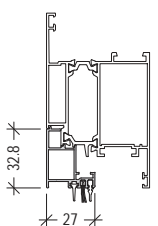
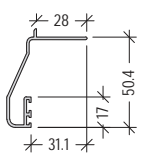
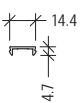
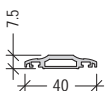
E38

code		profile	weight length moment of inertia	code		profile	weight length moment of inertia
E 38272			1536 g/m L=6.01 m Ix=33.25 cm ⁴ Iy=14.36 cm ⁴	E 38340			1285 g/m L=6.01 m Ix=17.51 cm ⁴ Iy=13.73 cm ⁴
E 38283			1019 g/m L=6.01 m Ix=22.51 cm ⁴ Iy=13.75 cm ⁴	E 38505			1191 g/m L=6.01 m Ix=12.87 cm ⁴ Iy=7.04 cm ⁴
E 1126			1018 g/m L=6.01 m	E 38510			1257 g/m L=6.01 m Ix=13.56 cm ⁴ Iy=9.08 cm ⁴
E 38301			1271 g/m L=6.01 m Ix=13.77 cm ⁴ Iy=13.10 cm ⁴	E 38540			1243 g/m L=6.01 m Ix=13.49 cm ⁴ Iy=8.92 cm ⁴
E 38330			2364 g/m L=6.01 m Ix=105.62 cm ⁴ Iy=34.69 cm ⁴	E 38590			1313 g/m L=6.01 m Ix=17.45 cm ⁴ Iy=10.38 cm ⁴
E 38331			2270 g/m L=6.01 m Ix=97.96 cm ⁴ Iy=27.13 cm ⁴	E 38600			166 g/m L=6.01 m

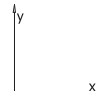
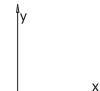
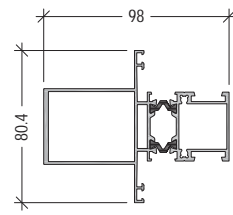
L38-02

opening system with thermal break

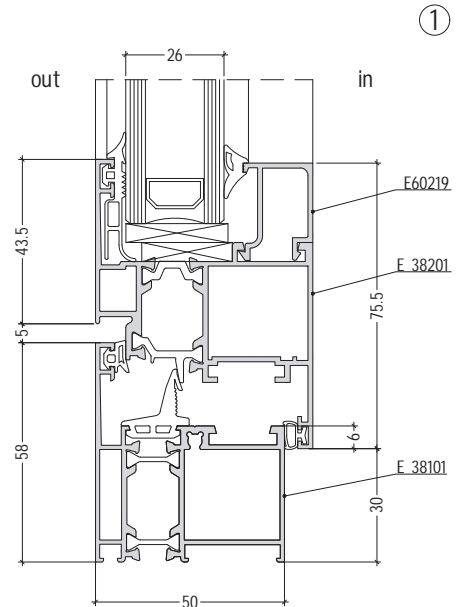
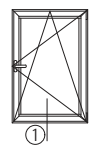
E38

code		profile	weight length moment of inertia	code		profile	weight length moment of inertia
E 38601			180 g/m L=6.01 m	E 2308			159 g/m L=4.4m
E 38900			116 g/m L=6.01 m	E 2357			144 g/m L=6.01 m
E 38800			542 g/m L=6.01 m	E 40820			143 g/m L=6.01 m
E 38810			481 g/m L=6.01 m	E 40605			381 g/m L=6.01 m $I_x=3.7 \text{ cm}^4$ $I_y=1.56 \text{ cm}^4$
E 38815			394 g/m L=6.01 m	E 40607			494 g/m L=6.01 m $I_x=6.67 \text{ cm}^4$ $I_y=2.22 \text{ cm}^4$
E 23600			66.5 g/m L=6.01 m	E 40650			338 g/m L=6.01 m

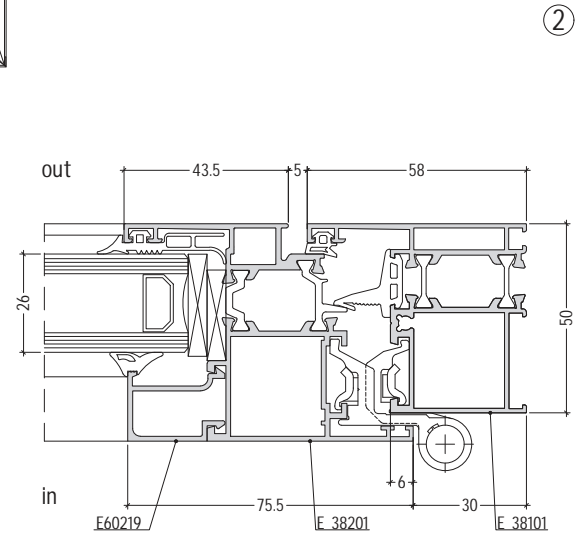
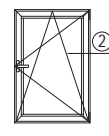
L38-03

code		profile	weight length moment of inertia	code		profile	weight length moment of inertia
E 38302		1980 g/m L=6.01 m $I_x=62.39 \text{ cm}^4$ $I_y=20.65 \text{ cm}^4$					

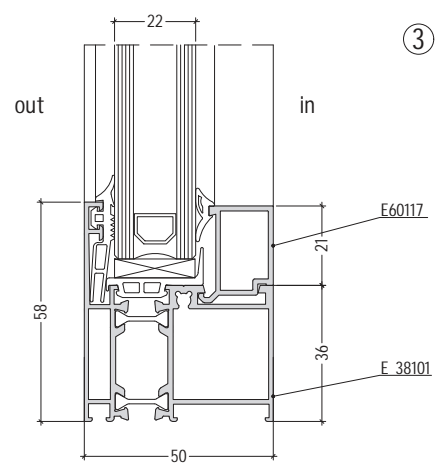
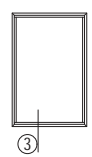
inward opening



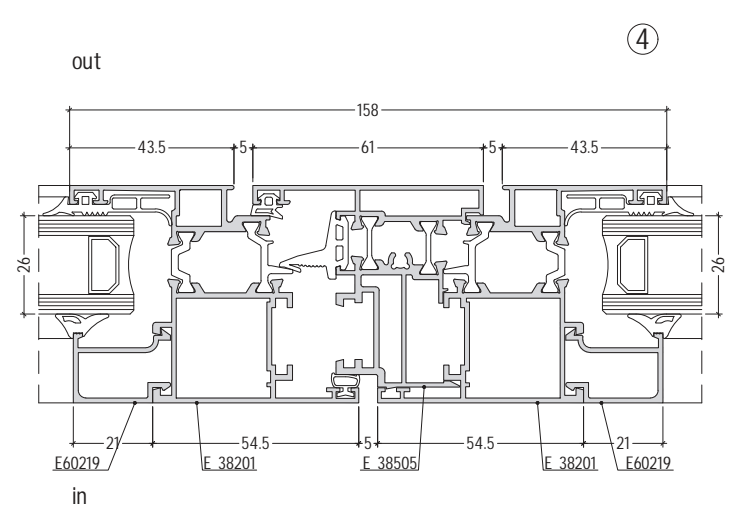
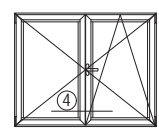
inward opening



fix position



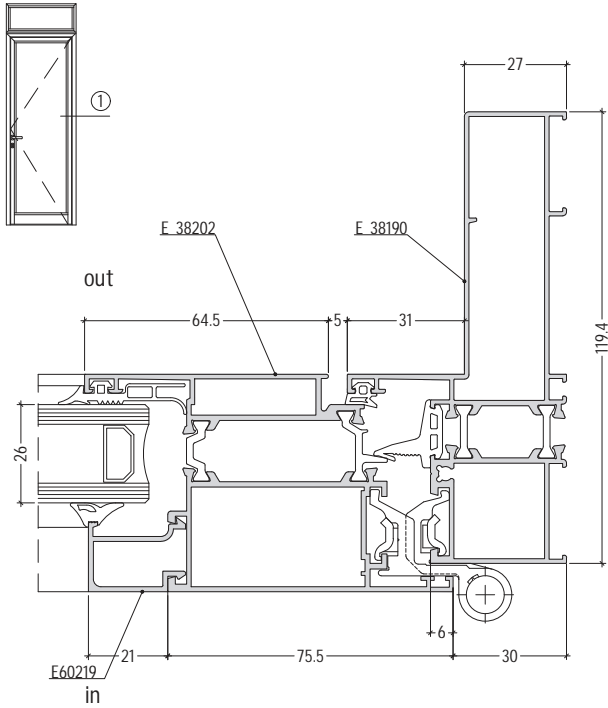
inward opening



D40-01

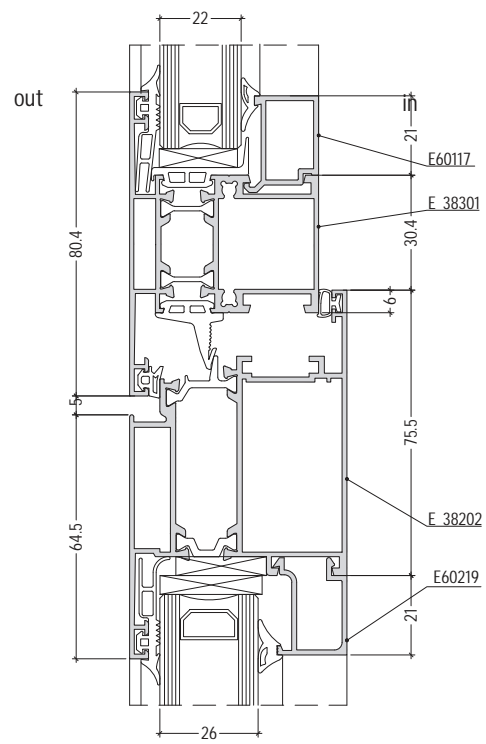
inward opening

①



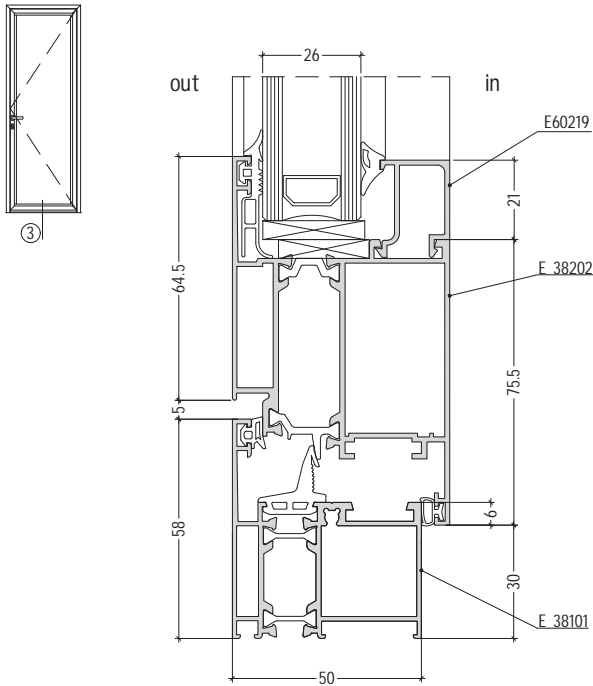
inward opening

②



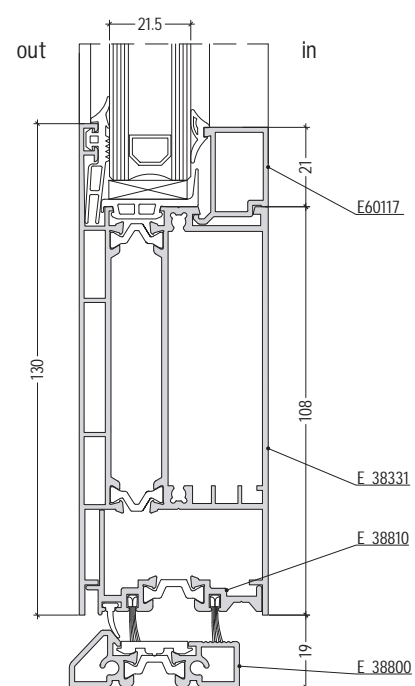
inward opening

③



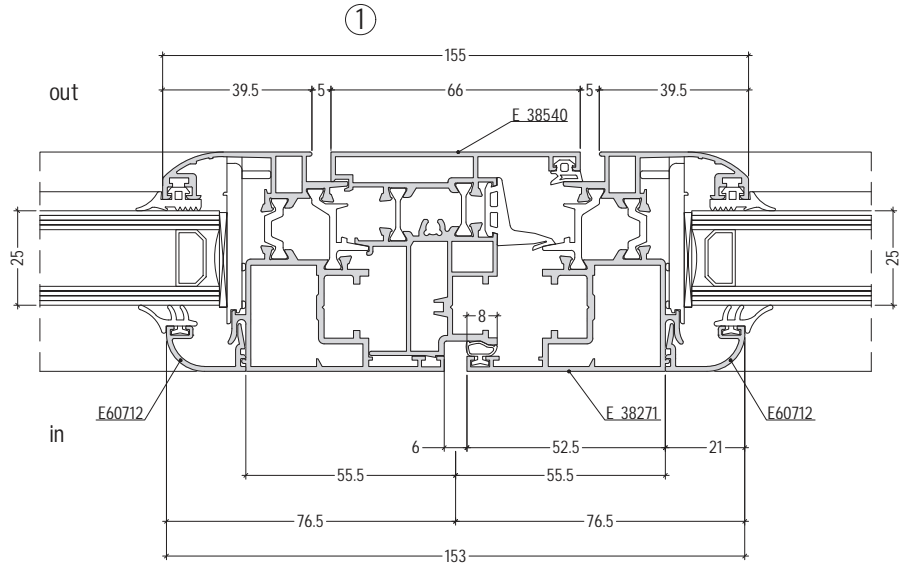
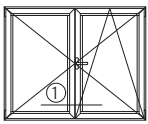
inward opening

④

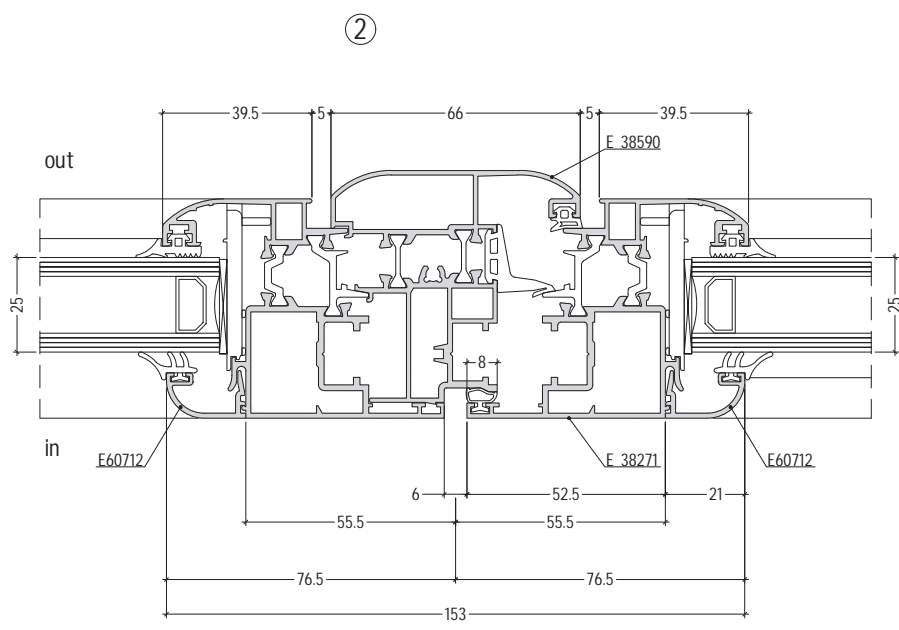
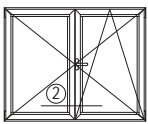


D40-02

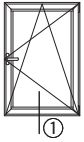
inward
opening
PVC groove



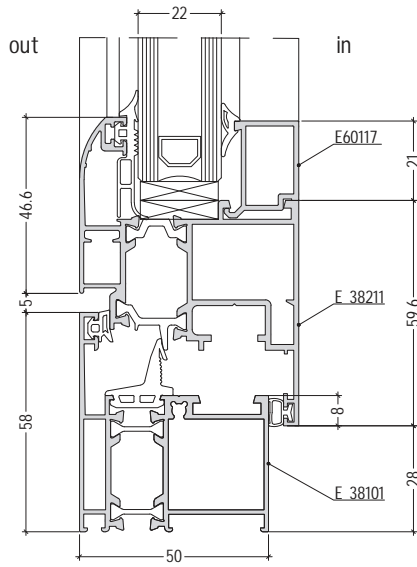
inward
opening
PVC groove



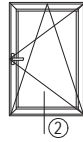
inward opening
PVC groove



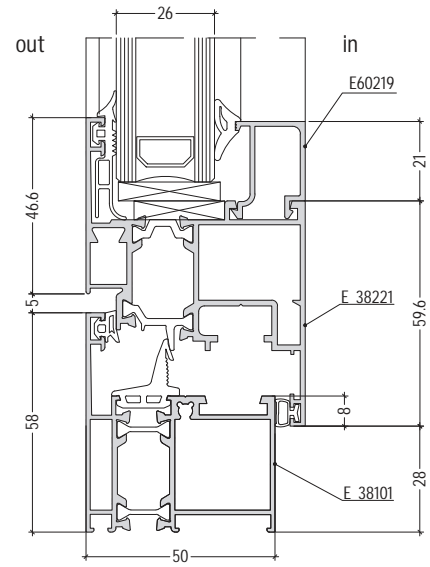
①



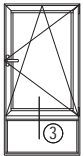
inward opening
PVC groove



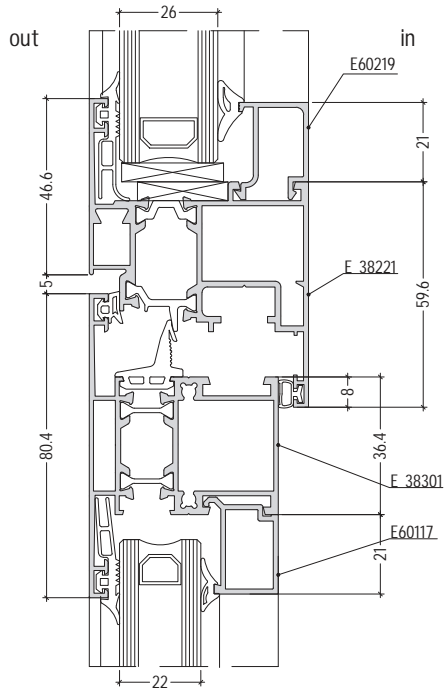
②



inward opening
PVC groove



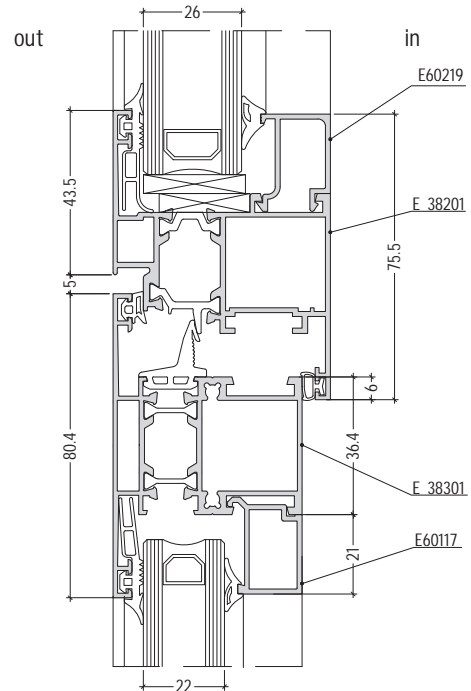
③



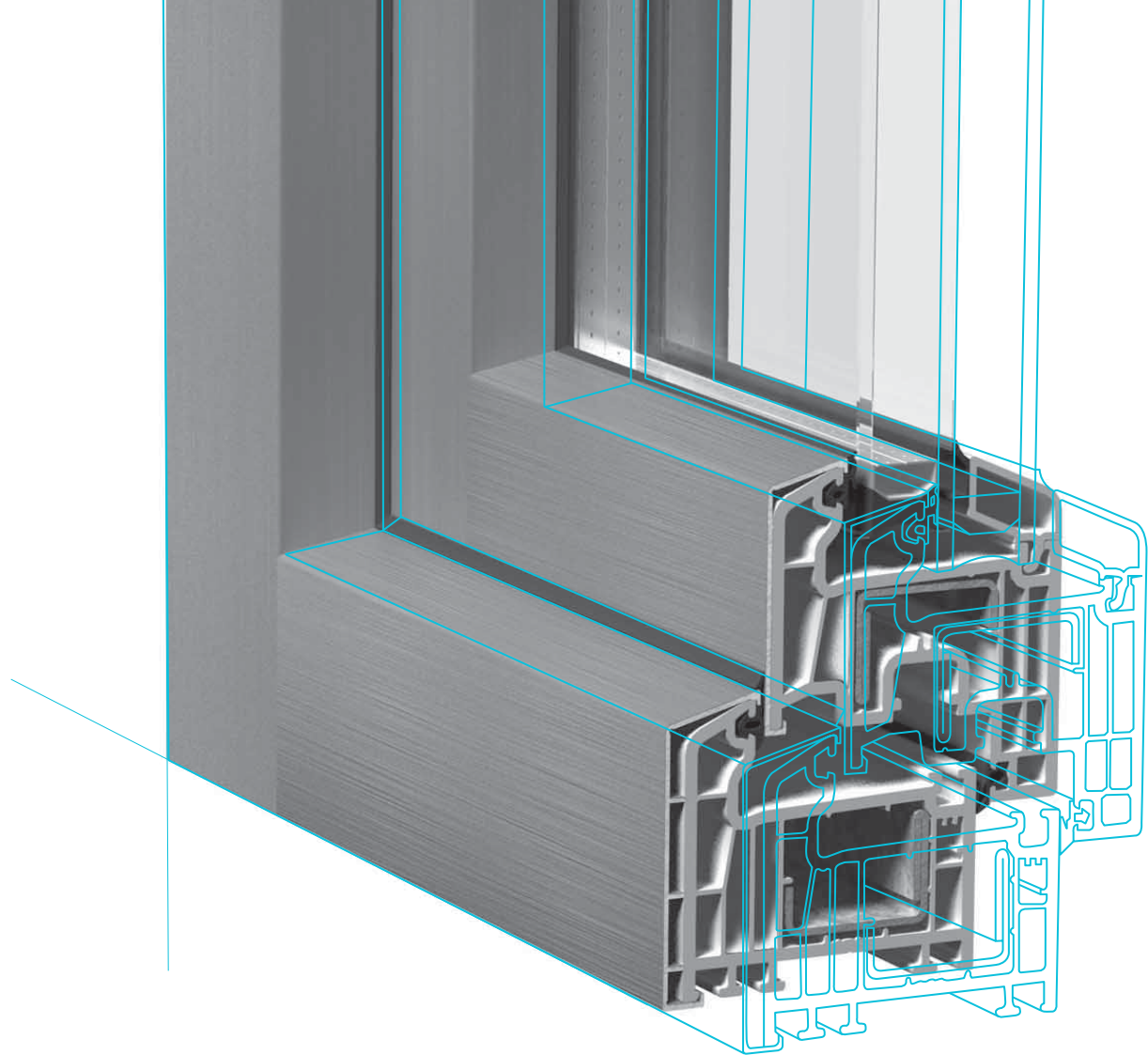
inward opening



④



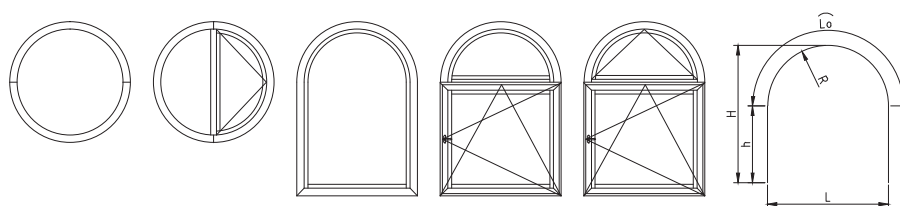
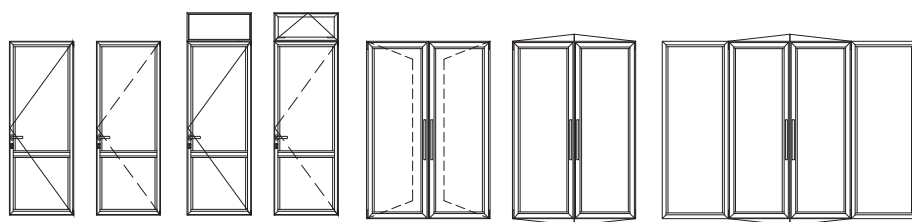
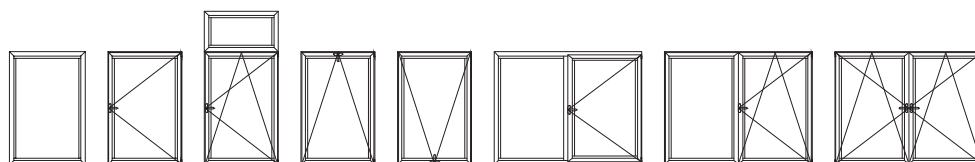
external gaskets	INTERNAL GASKETS					GLAZING OPTIONS					
	5 - 6 mm 130176		7 - 8 mm 130177			GLAZING BEADS					
3 mm 130411 5 mm 130205 6 mm 130206 7 mm 130207 8 mm 130208 10 mm 130210 4 mm 130153						<p>For profile E38201 E38202 E38221</p>					
	X mm					E601xx	E602xx	E604xx	E605xx	E607xx	
130411 130402	37	36	35	34	32	E60107 <small>old code: E1114</small>	E60207 <small>old code: E1144</small>				
130153	36	35	34	33	31						
130411 130402	34	33	32	31	29	E60110		E60410 <small>old code: E1160</small>	E60510 <small>old code: E1130</small>		
130153	33	32	31	30	28						
130411 130402	32	31	30	29	27	E60112 <small>old code: ES317</small>	E60212				E60712
130153	31	30	29	28	26						
130411 130402	30	29	28	27	25		E60215				
130153	29	28	27	26	24						
130411 130402	27	26	25	24	22	E60117 <small>old code: ES311</small>					
130153	26	25	24	23	21						
130411 130402	26	25	24	23	21	E60119 <small>old code: ES314</small>	E60219 <small>old code: ES304</small>	E60419 <small>old code: ES304</small>			
130153	25	24	23	22	20						
130411 130402	22	21	20	19	17	E60122 <small>old code: ES312</small>	E60222 <small>old code: E1113</small>	E60422			E60722
130153	21	20	19	18	16						
130411 130402	19	18	17	16	14		E60225 <small>old code: ES307</small>	E60425 <small>old code: ES308</small>			E60725 <small>old code: ES348</small>
130153	18	17	16	15	13						
130411 130402	17	16	15	14	12	E60127 <small>old code: ES325</small>	E60227				
130153	16	15	14	13	11						
130411 130402	15	14	13	12	10		E60230	E60430			
130153	14	13	12	11	9						
130411 130402	12	11	10	9	7	E60132					
130153	11	10	9	8	6						
130411 130402	10	9	8	7	5		E60235	E60435			
130153	9	8	7	6	4						



Q72

5 CHAMBERS PVC SYSTEM

- System class A
- Thermal insulation $U_f=0.74 \text{ W/m}^2\text{K}$
- Optimized mounting depth of 72 mm
- Produced with lead free environmentally friendly calcium-zinc stabilizers
- Possibility to put aluminium cover cap
- Any choice of colours
- Integrated gaskets
- Easy and secure hardware fixing
- Equal reinforcement profiles



PVC opening system



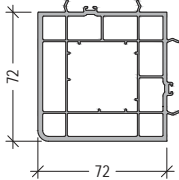
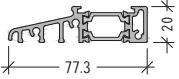
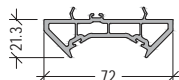
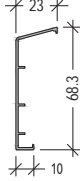
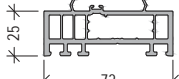
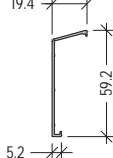
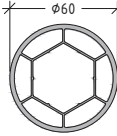
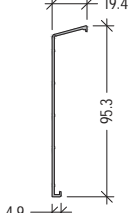
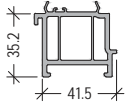


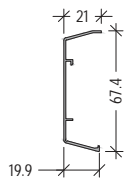
Q72

code		profile	weight length moment of inertia	code		profile	weight length moment of inertia
Q 7201 frame			L=6.00m	Q 7210 door sash			L=6.50m
Q 72011 frame			L=6.00m	Q 7211 door sash			L=6.50m
Q 7203 sash			L=6.00m	Q 7212 glass bead			L=6.00m
Q 7202 sash			L=6.00m	Q 7213 glass bead			L=6.00m
Q 7204 mullion			L=6.00m	Q 612 glass bead			L=6.00m
Q 7209 overhung			L=6.00m	Q 613 glass bead			L=6.00m

L72-01

PVC opening system


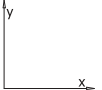
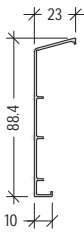
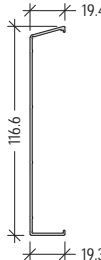
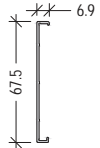
Q72

code		profile	weight length moment of inertia	code		profile	weight length moment of inertia
Q 7214 column for angle 90°			L=6.00m	Q 60800			L=6.00mm
Q 7215 adapter			L=6.00m	EQ 72601 aluminium cover cap frame			L=6.00m
Q 7216 frame extension			L=6.00m	EQ 72602 aluminium cover cap sash			L=6.00m
Q 617 pole			L=6.00m	EQ 72603 aluminium cover cap door sash			L=6.00m
Q 618 wall connector			L=6.00m	EQ 72604 aluminium cover cap mullion			L=6.00m
Q 619			L=4.00m	EQ 72605 aluminium cover cap overhung			L=6.00m

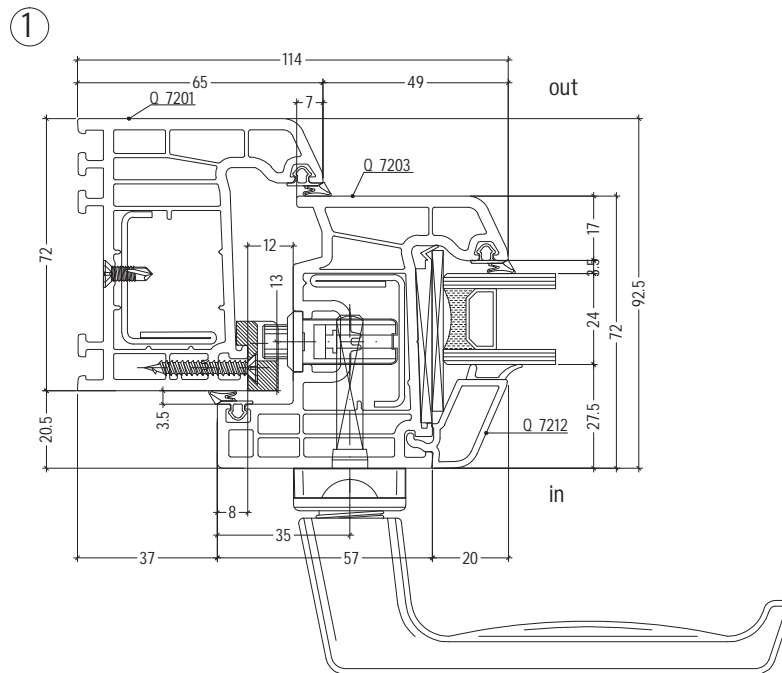
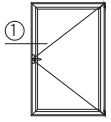
L72-02

PVC opening system

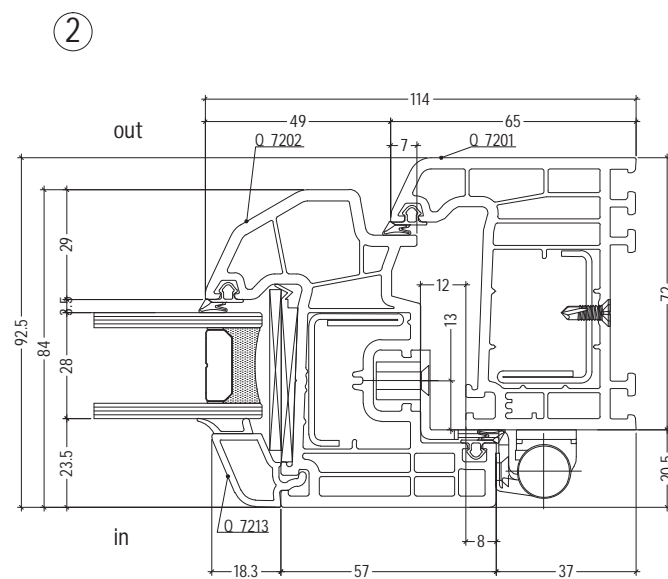
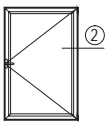
Q72

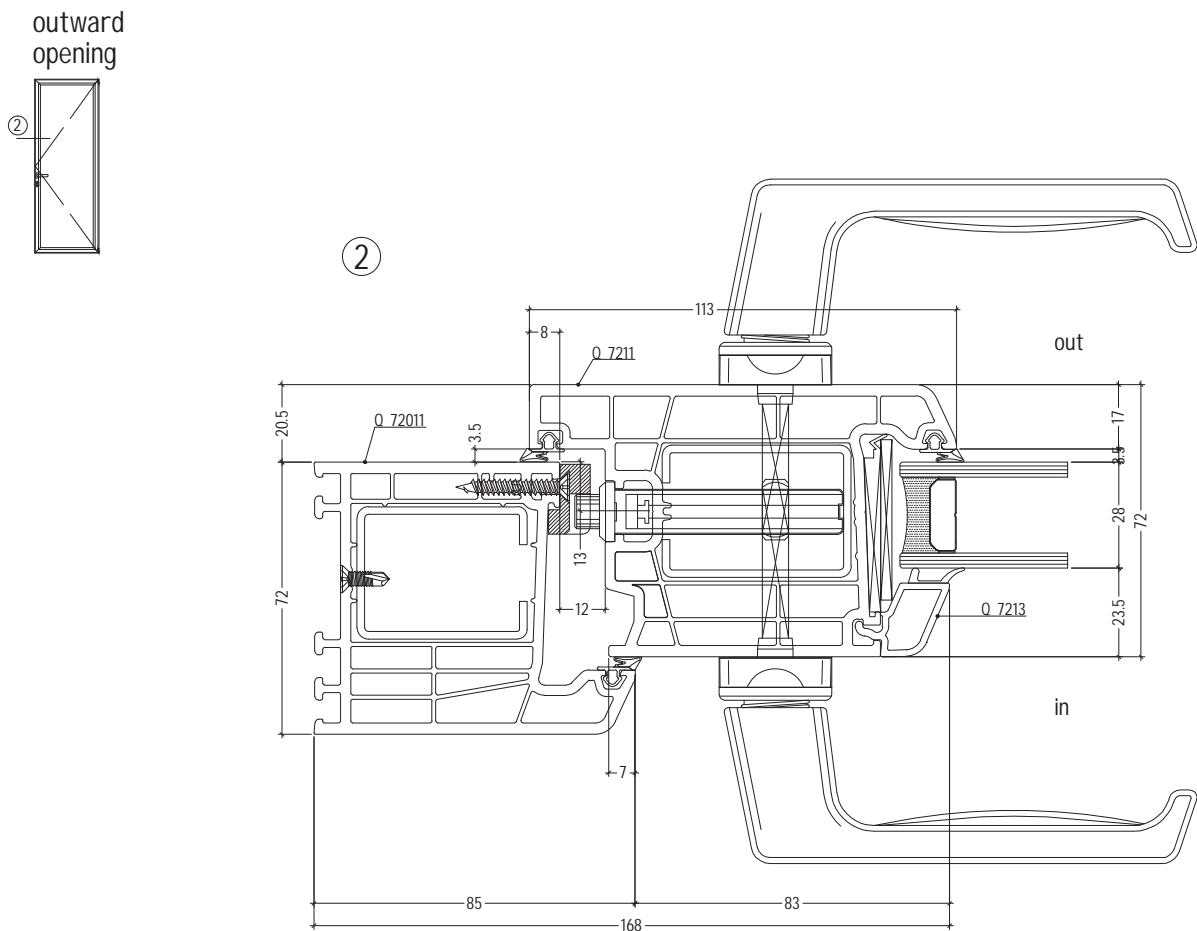
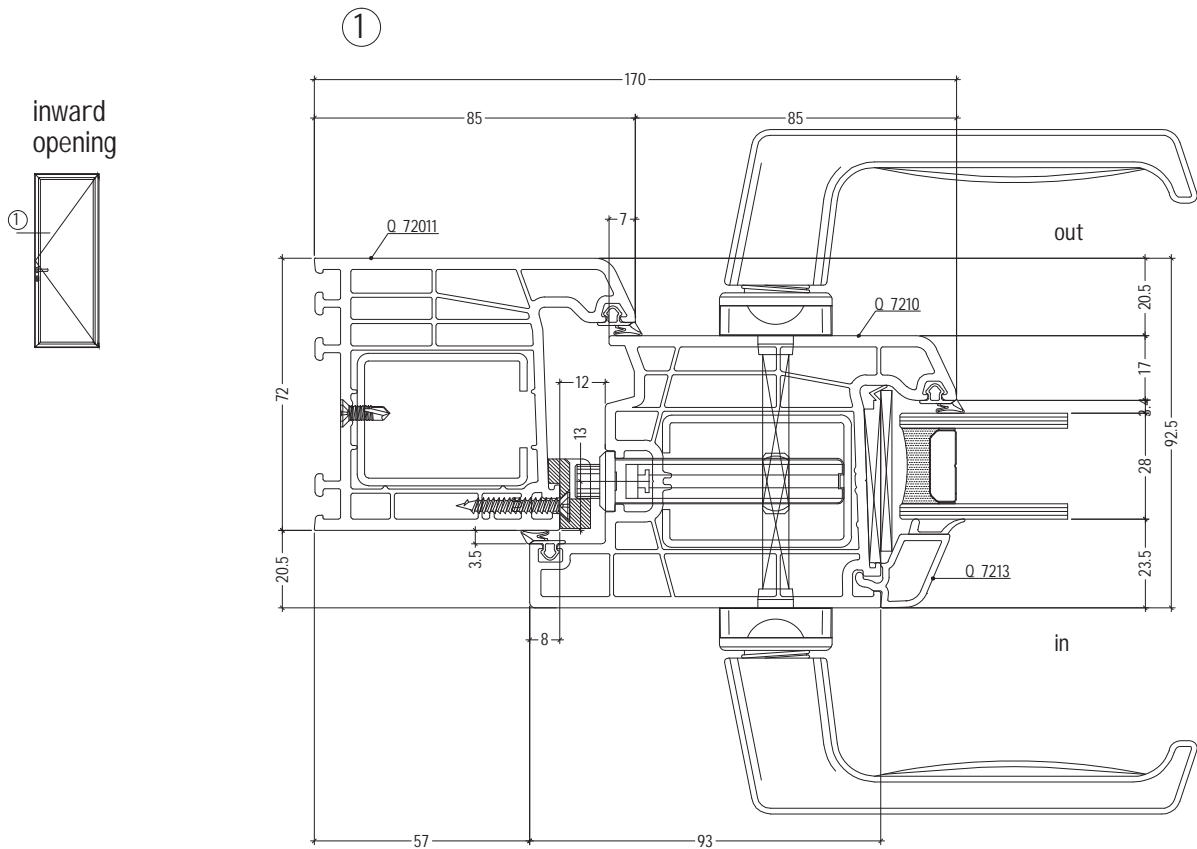
code	 profile	weight length moment of inertia	code	 profile	weight length moment of inertia
EQ 72608 aluminium cover cap frame		L=6.00m	EQ 72606 aluminium cover cap T-door sash		L=6.00m
EQ 72607 aluminium cover cap frame		L=6.00m			

inward opening

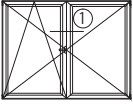


inward opening

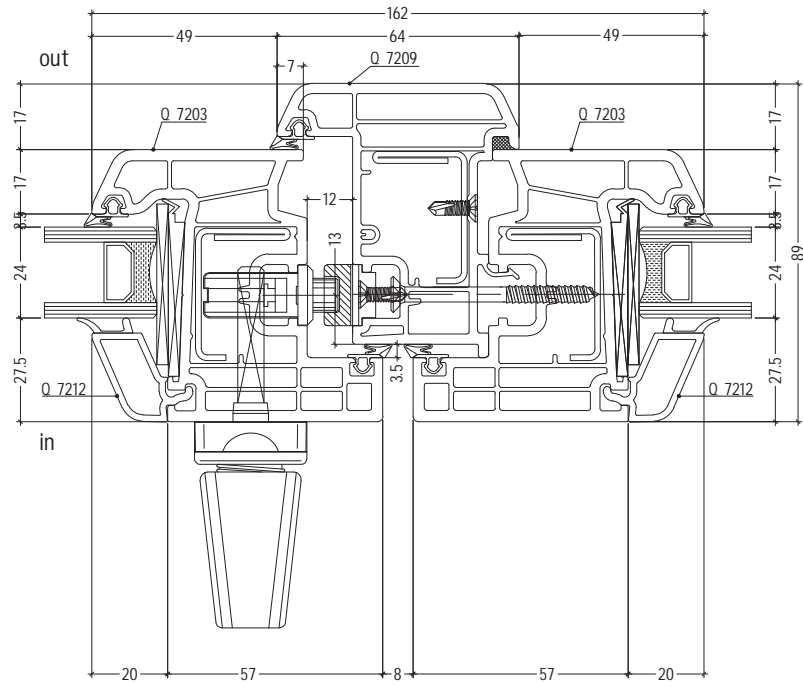




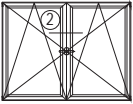
inward
opening



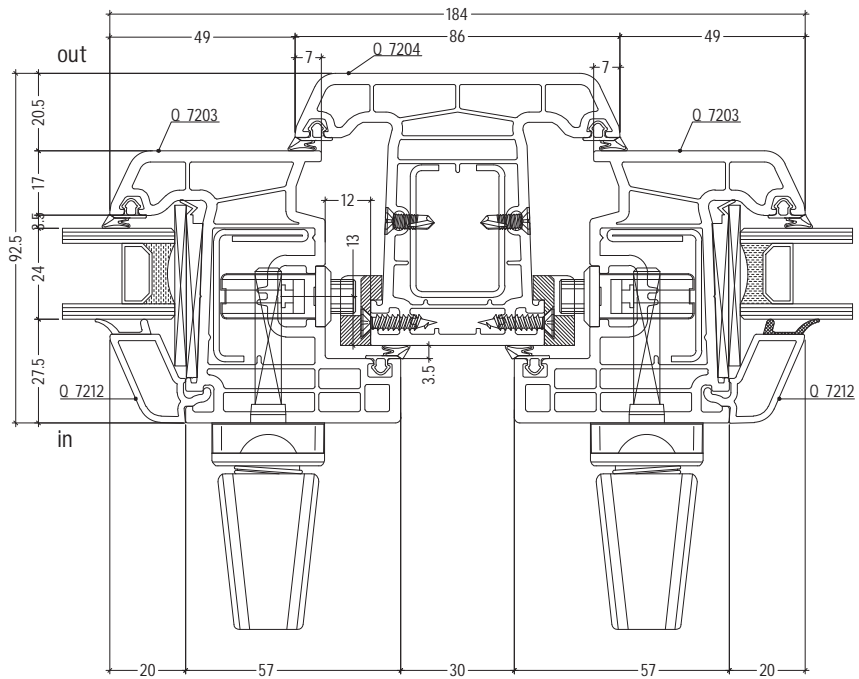
①



inward
opening

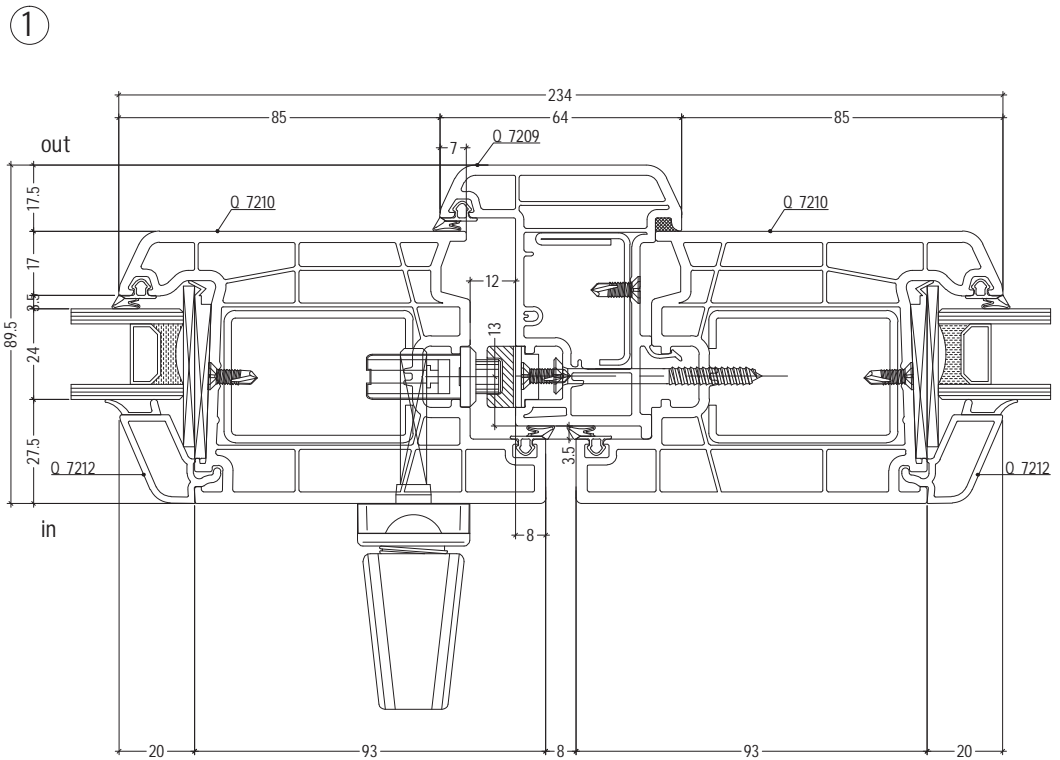
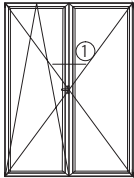


②

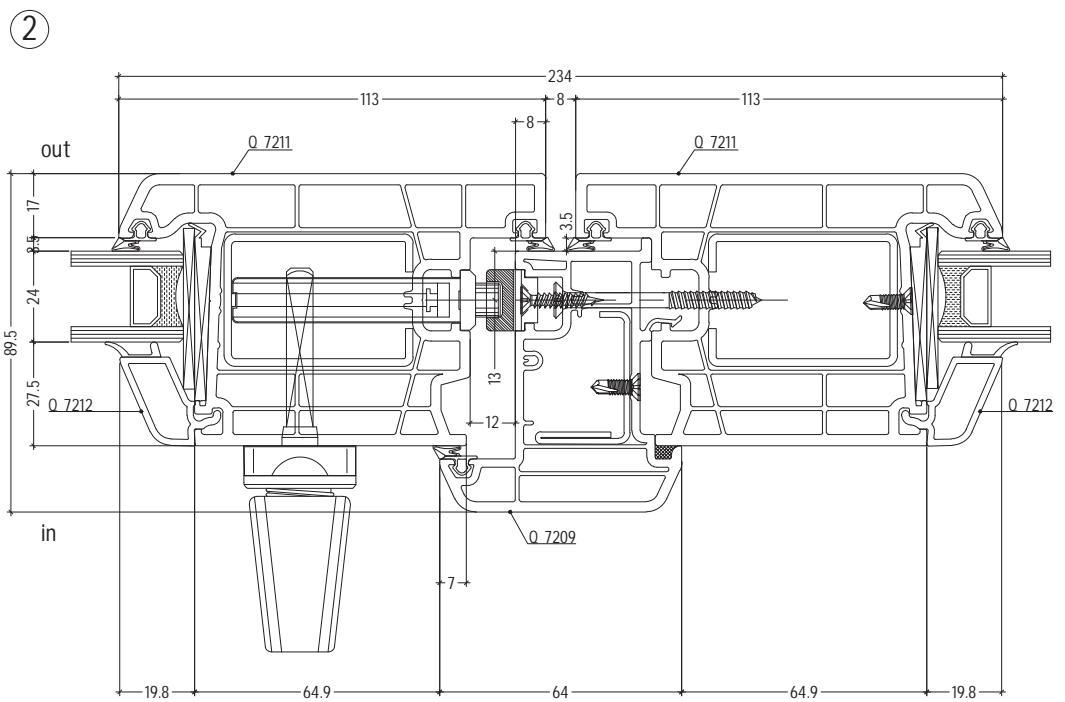
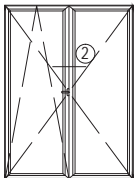


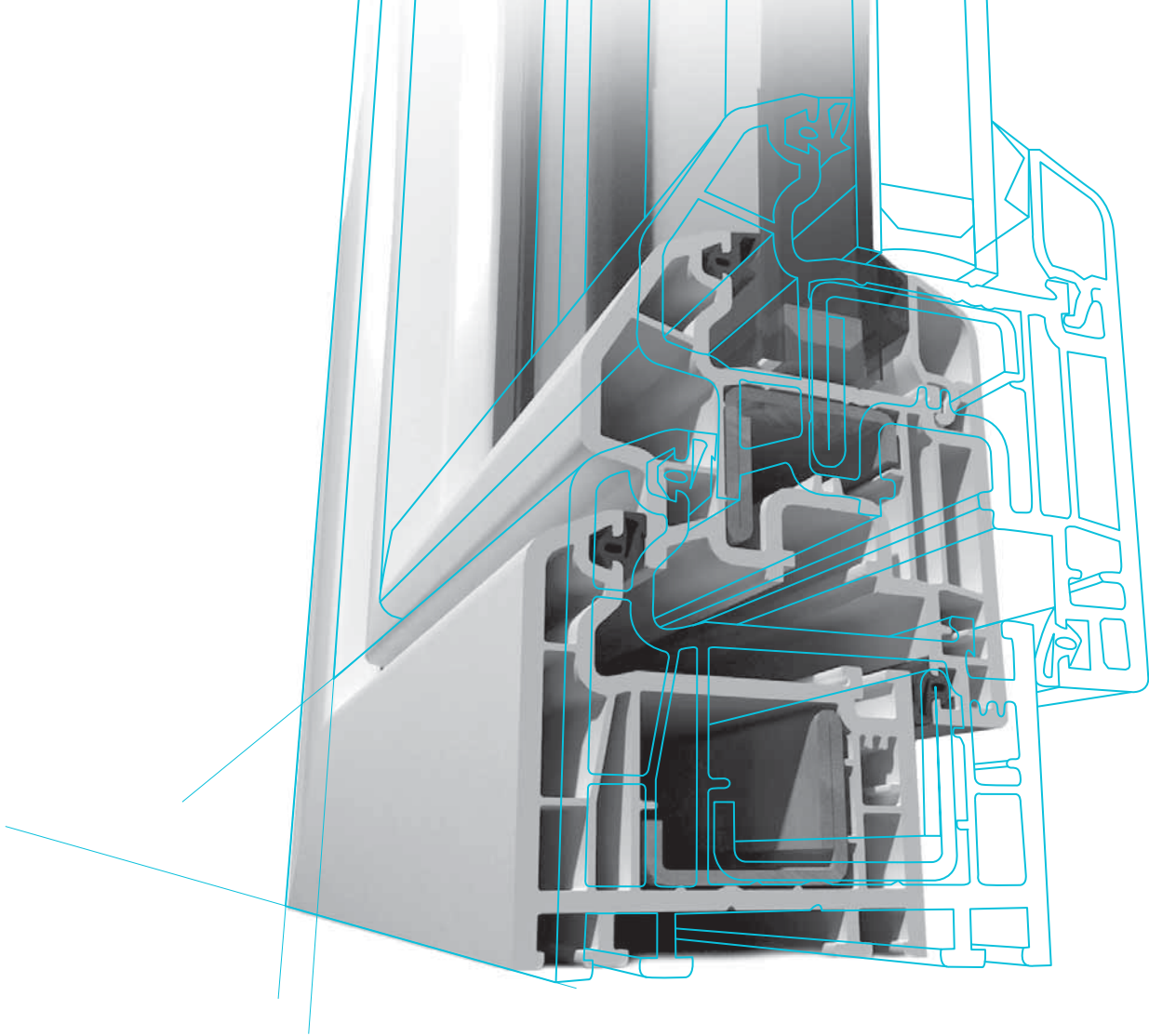
D72-03

inward opening



outward opening

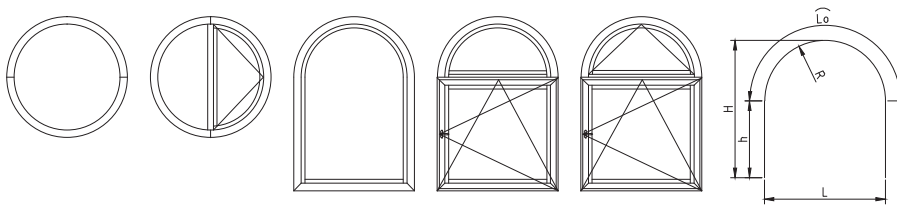
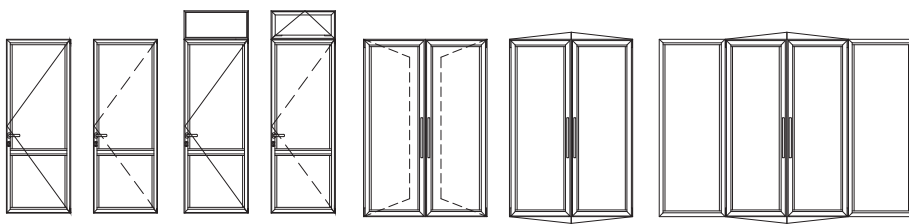
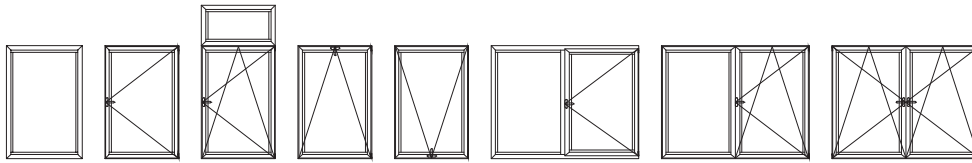




Q60

4 CHAMBERS PVC SYSTEM

- System class A
- 3 mm wall thickness
- Produced with lead free environmentally friendly calcium-zinc stabilizers
- Possibility to put aluminium cover cap
- Any choice of colours
- Easy and secure hardware installation



PVC opening system

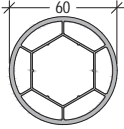
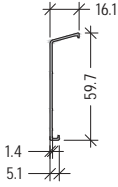
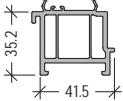
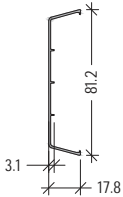
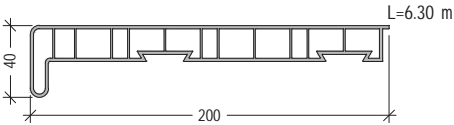
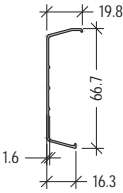
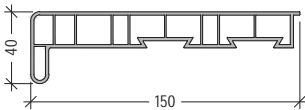
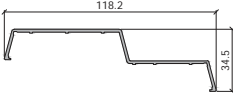
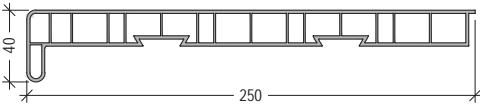

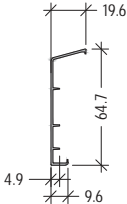
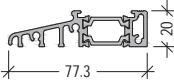
Q60

code		profile	weight length moment of inertia	code		profile	weight length moment of inertia
Q 601S frame			L=6.00 m	Q 611S door sash			L=6.50 m
Q 602S sash			L=6.00 m	Q 612 glass bead			L=6.00 m
Q 603S sash			L=6.00 m	Q 613 glass bead			L=6.00 m
Q 604S mullion			L=6.00 m	Q 614 column for angle 90°			L=6.00 m
Q 609S overhung			L=6.00 m	Q 615 adapter			L=6.00 m
Q 610S door sash			L=6.00 m	Q 616 frame extension			L=6.00 m

L60-01

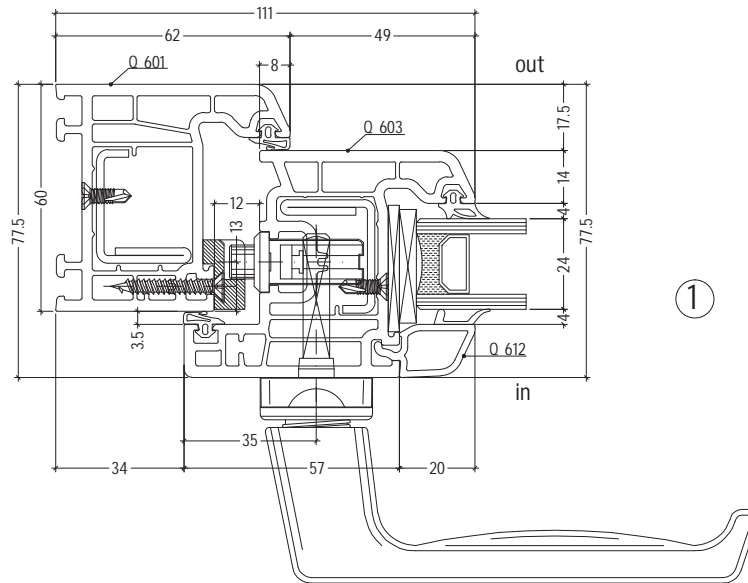
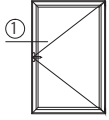
PVC opening system

Q60

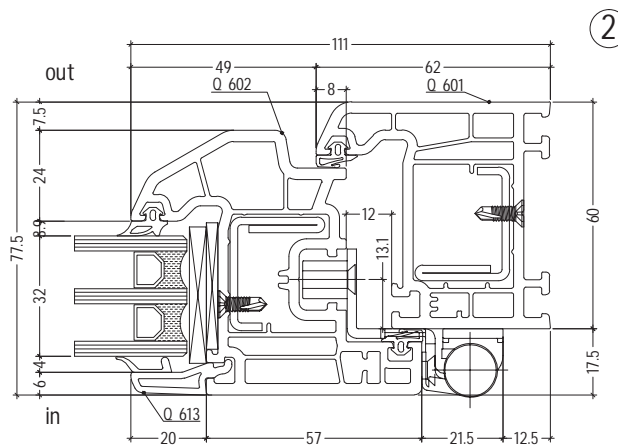
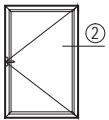
code	profile	weight length moment of inertia	code	profile	weight length moment of inertia
Q 617 pole		L=6.00 m	EQ 60602 aluminium cover cap		L=6.00 m
Q 618 wall connector		L=6.00 m	EQ 60603 aluminium cover cap		L=6.00 m
Q 620 drip sill		L=6.30 m	EQ 60604 aluminium cover cap		L=6.00 m
Q 621 drip sill		L=6.30 m	EQ 60605 aluminium cover cap		L=6.00 m
Q 622 drip sill		L=6.30 m	EQ 60606 aluminium cover cap		L=6.00 m
EQ 60601 aluminium cover cap		L=6.00 m	EQ 60800		L=6.00 m

L60-02

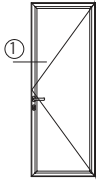
inward opening



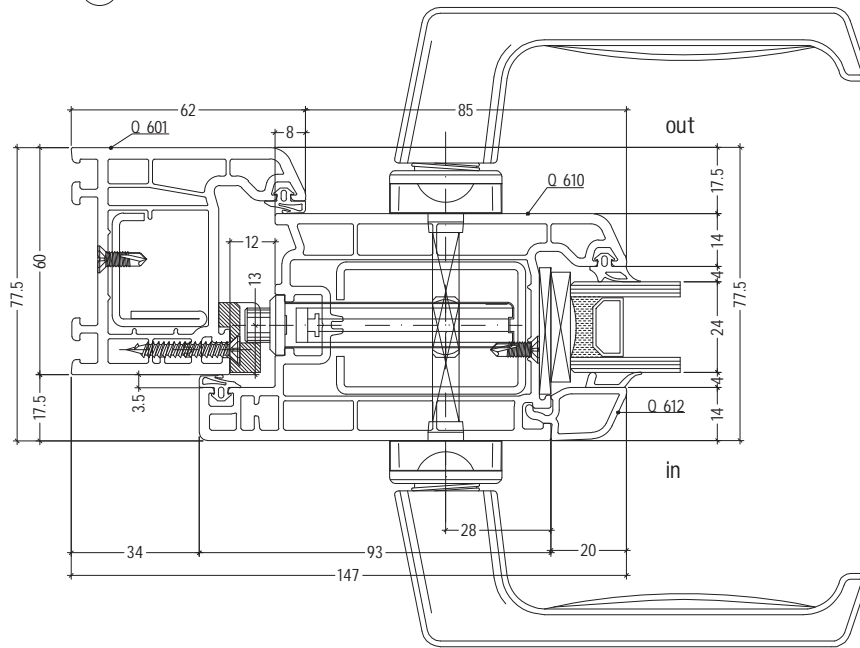
inward opening



inward opening



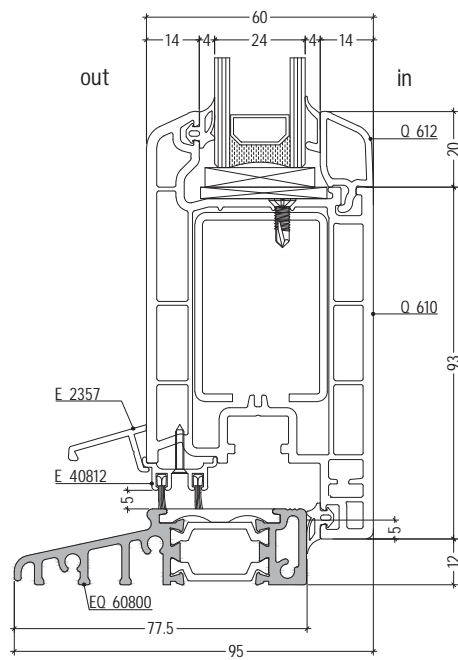
①



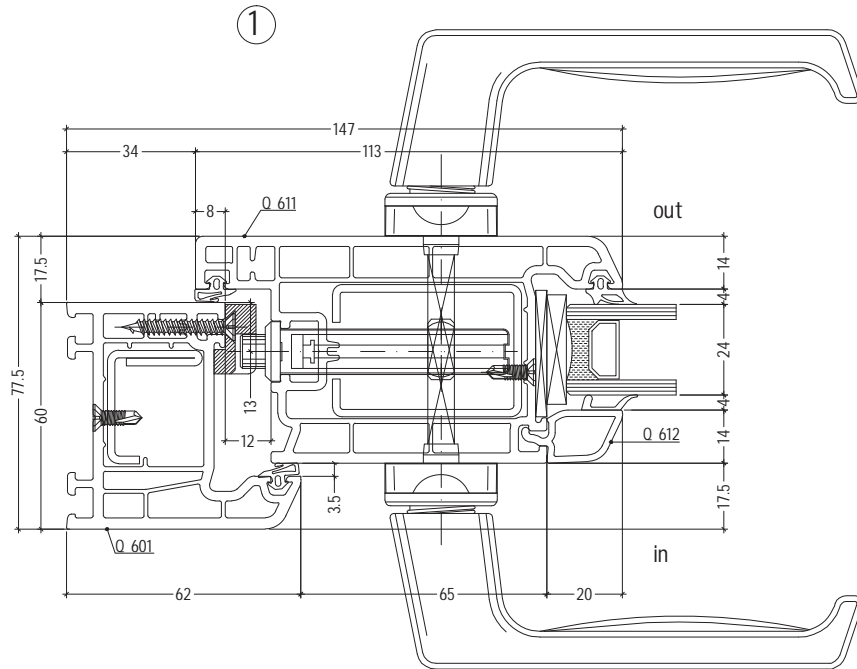
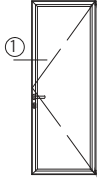
inward opening



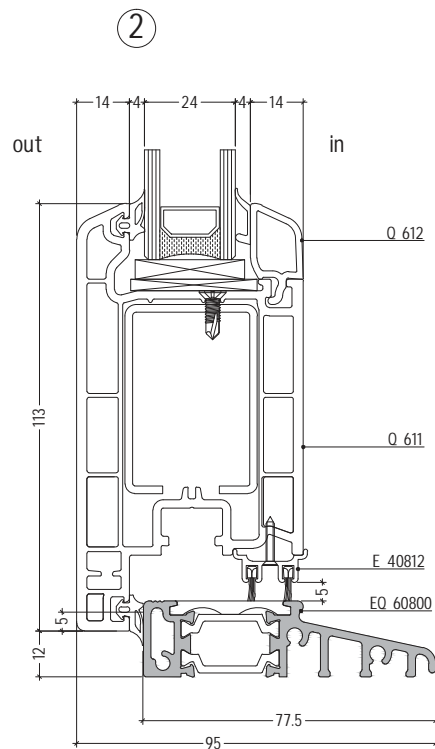
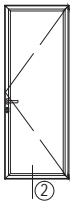
②



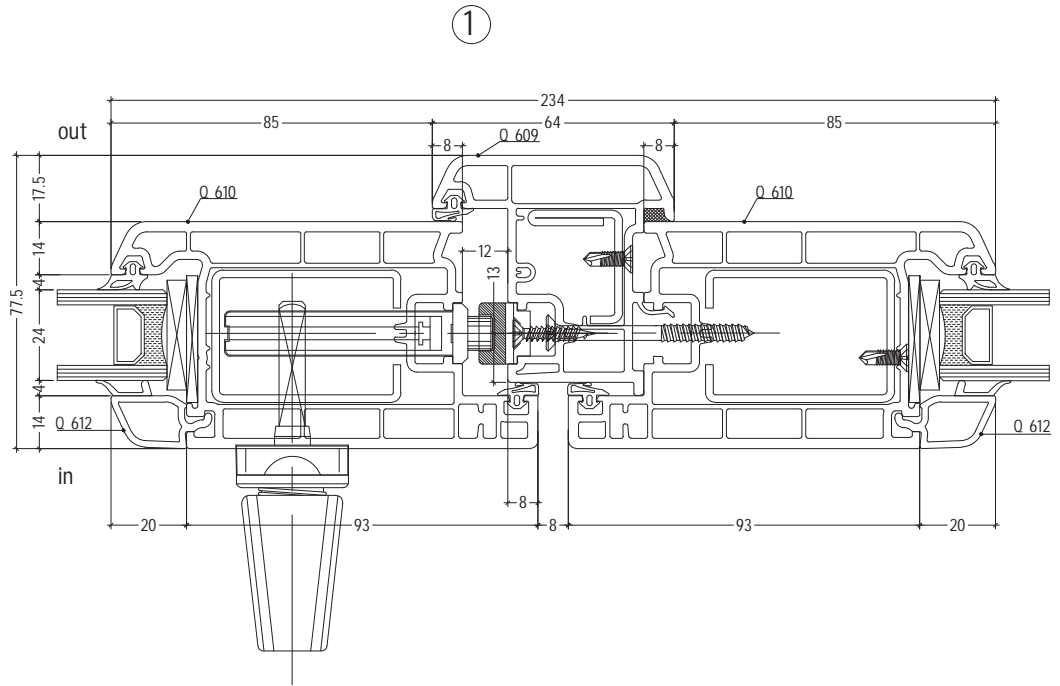
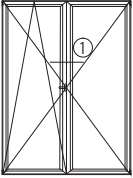
outward opening



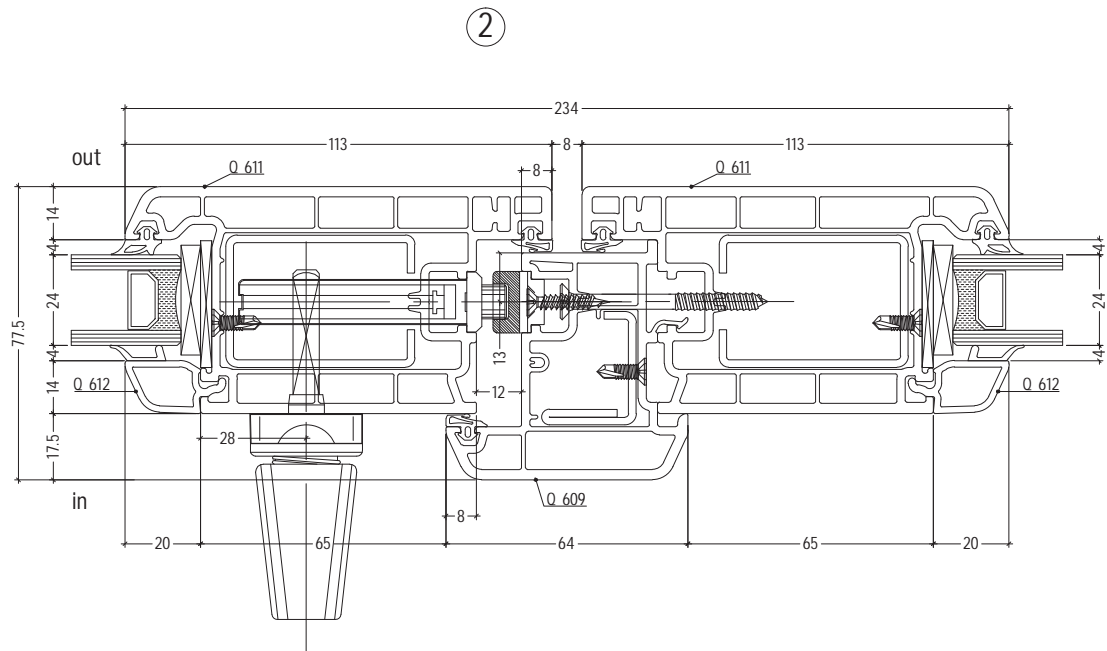
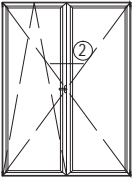
outward opening

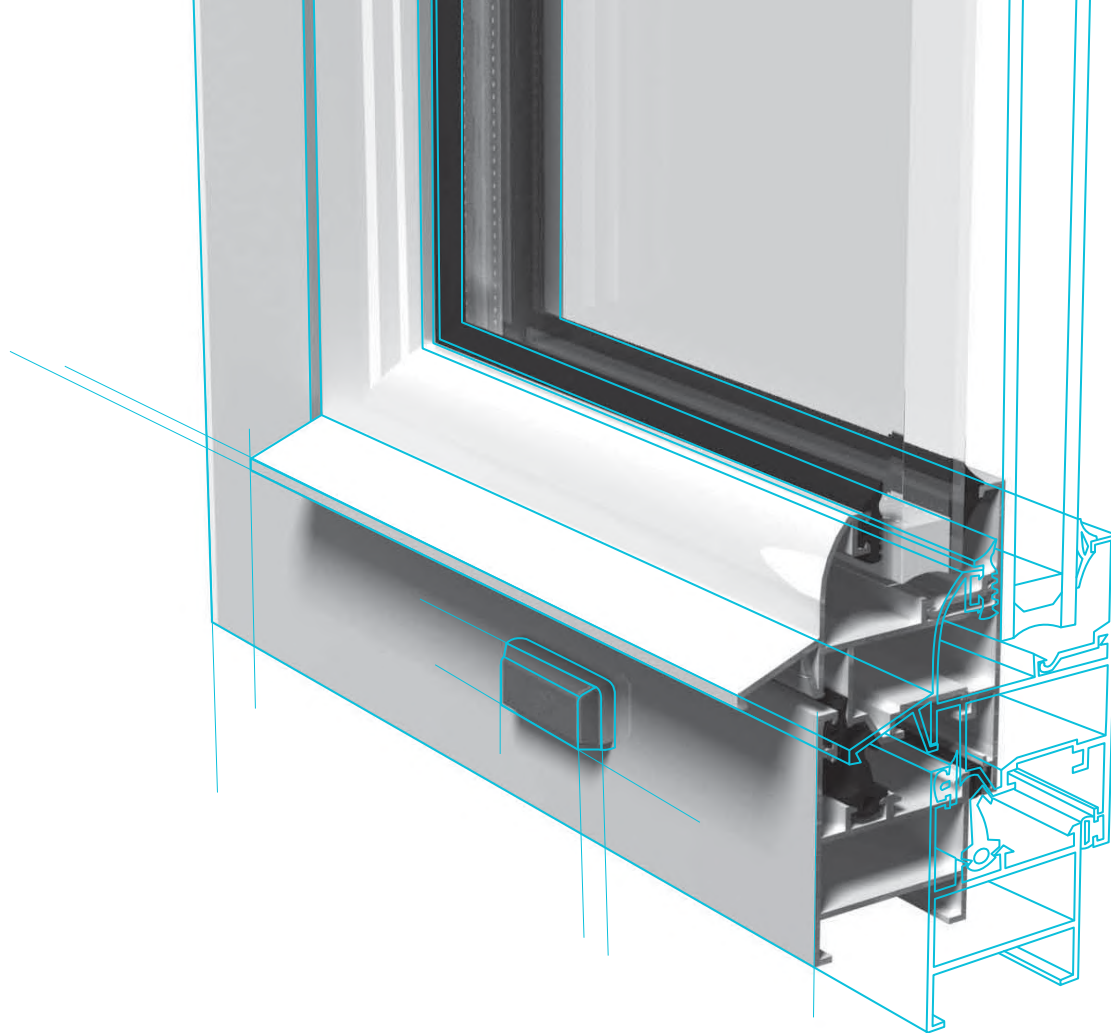


inward
opening



outward
opening

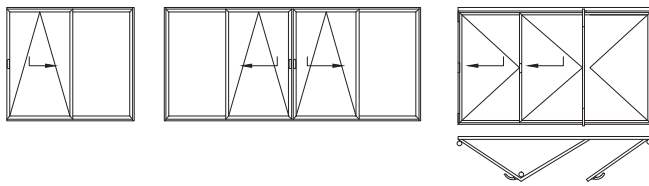

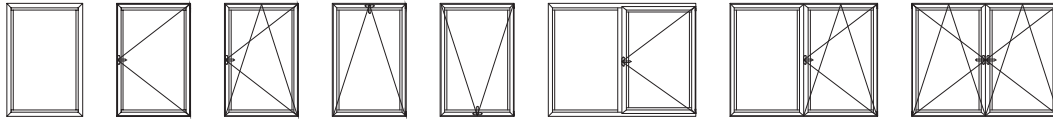




E1000

WITHOUT THERMAL BREAK

- Optimized for the proportion of highest structural stability while using lowest amount of aluminium
- Suitable for front shop windows and interior doors
- Two types of line – straight and curved design
- New light line for bath doors
- Wide variety of profiles for shutters – E1500 system
- Variety of finishing profiles and thresholds for floor finishing
- Option to execute smoke-proof doors by mounting smoke-proof devices Integrative frame- joinery and sun protection shutters
- Double glazing or single glass from 4 mm glass up to 27 mm glazing



opening schemes:

321;330;431;541;550;
532;651;633;761;770;743

opening system without thermal break


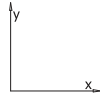
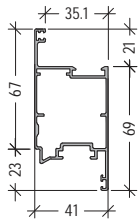
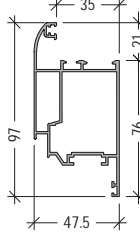
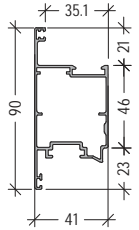
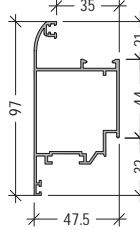
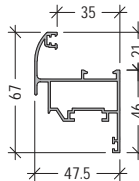
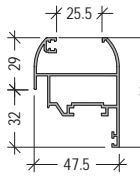
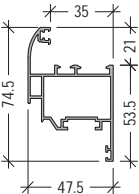
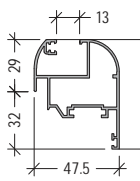
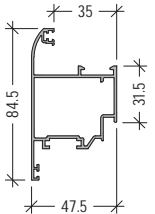
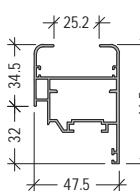
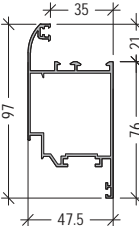
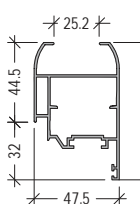
E1000

code		profile	weight length moment of inertia	code		profile	weight length moment of inertia
E 1100			678 g/m L=6.01 m Ix=4.49 cm ⁴ Iy=5.82 cm ⁴	E 1132			1239 g/m L=6.01 m Ix=12 cm ⁴ Iy=38.25 cm ⁴
E 1140			925 g/m L=6.01 m Ix=9.95 cm ⁴ Iy=8.52 cm ⁴	E 1155			1472 g/m Ix=15.86 cm ⁴ Iy=64.83 cm ⁴
E 1101			813 g/m L=6.01 m Ix=6.06 cm ⁴ Iy=8.72 cm ⁴	E 1120			2284 g/m L=6.01 m Ix=21.77 cm ⁴ Iy=294.98 cm ⁴
E 1190 light line			562.3 g/m L=6.01 m Ix=2.55 cm ⁴ Iy=3.38 cm ⁴	E 5352			1750 g/m L=6.01 m Ix=20.64 cm ⁴ Iy=130.74 cm ⁴
E 1102			956 g/m L=6.01 m Ix=12.46 cm ⁴ Iy=14.56 cm ⁴	E 1187 straight line			1112 g/m L=6.01 m Ix=26.2 cm ⁴ Iy=14.83 cm ⁴
E 1121			1134 g/m L=6.01 m Ix=10.08 cm ⁴ Iy=24.21 cm ⁴	E 1188 straight line			1113 g/m L=6.01 m Ix=26.17 cm ⁴ Iy=14.1 cm ⁴

L1000-01

opening system without thermal break

E1000

code		profile	weight length moment of inertia	code		profile	weight length moment of inertia
E 1191 light line			980.1g/m L=6.01 m Ix=20.46 cm ⁴ Iy=9.9 cm ⁴	E 1107			1247 g/m L=6.01 m Ix=29.34 cm ⁴ Iy=14.28 cm ⁴
E 1192 light line			980.1g/m L=6.01 m Ix=20.46 cm ⁴ Iy=9.44 cm ⁴	E 1108			1118 g/m L=6.01 m Ix=28.37 cm ⁴ Iy=13.48 cm ⁴
E 1106			851 g/m L=6.01 m Ix=7.81 cm ⁴ Iy=9.33 cm ⁴	E 1116			842 g/m L=6.01 m Ix=7.24 cm ⁴ Iy=9.28 cm ⁴
E 1125			969 g/m L=6.01 m Ix=11.64 cm ⁴ Iy=12.89 cm ⁴	E 1117			899 g/m L=6.01 m Ix=8.56 cm ⁴ Iy=9 cm ⁴
E 1150			1026 g/m	E 1118			963 g/m L=6.01 m Ix=9.87 cm ⁴ Iy=11.52 cm ⁴
E 1147			1147 g/m L=6.01 m Ix=29.05 cm ⁴ Iy=14.22 cm ⁴	E 1126			1031 g/m L=6.01 m Ix=14.76 cm ⁴ Iy=12.58 cm ⁴

L1000-02

opening system without thermal break


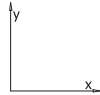
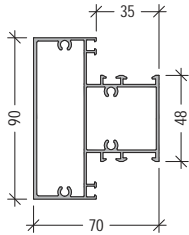
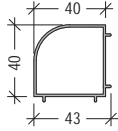
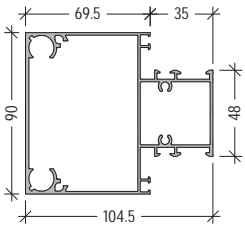
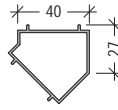
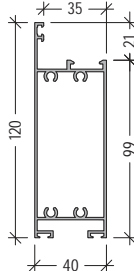
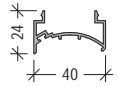
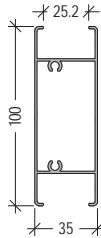
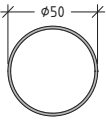
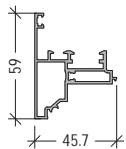
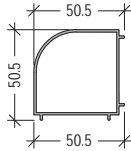
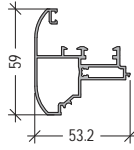
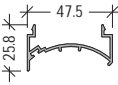
E1000

code		profile	weight length moment of inertia	code		profile	weight length moment of inertia
E 1183 straight line			808 g/m L=6.01 m $I_x=7.49 \text{ cm}^4$ $I_y=9.65 \text{ cm}^4$	E 1141			902 g/m $I_x=7.81 \text{ cm}^4$ $I_y=6.51 \text{ cm}^4$
E 1184 straight line			1162 g/m L=6.01 m $I_x=20.33 \text{ cm}^4$ $I_y=13.27 \text{ cm}^4$	E 1104			1131 g/m $I_x=20.5 \text{ cm}^4$ $I_y=9.03 \text{ cm}^4$
E 1185 straight line			1484 g/m L=6.01 m $I_x=75.32 \text{ cm}^4$ $I_y=19.97 \text{ cm}^4$	E 1181			1169 g/m L=6.01 m $I_x=20.76 \text{ cm}^4$ $I_y=8.96 \text{ cm}^4$
E 1193 light line			1104.4 g/m L=6.01 m $I_x=27.88 \text{ cm}^4$ $I_y=9.59 \text{ cm}^4$	E 1122			1104 g/m L=6.01 m $I_x=15.05 \text{ cm}^4$ $I_y=12.44 \text{ cm}^4$
E1128			815 g/m L=6.01m $I_x=7.71 \text{ cm}^4$ $I_y=6.48 \text{ cm}^4$	E 1134			1771 g/m L=6.01 m $I_x=130.78 \text{ cm}^4$ $I_y=58.81 \text{ cm}^4$
E 1103			902 g/m L=6.01 m $I_x=7.81 \text{ cm}^4$ $I_y=6.73 \text{ cm}^4$	E 1133			1760 g/m L=6.01 m $I_x=46.71 \text{ cm}^4$ $I_y=34.42 \text{ cm}^4$

L1000-03

opening system without thermal break

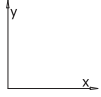

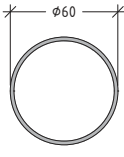
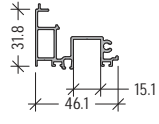
E1000

code		profile	weight length moment of inertia	code		profile	weight length moment of inertia
E 1156			1877 g/m $I_x=54.4 \text{ cm}^4$ $I_y=36.44 \text{ cm}^4$	E 1110			554 g/m L=6.01 m $I_x=4.92 \text{ cm}^4$ $I_y=4.92 \text{ cm}^4$
E 1157			2319 g/m $I_x=82.13 \text{ cm}^4$ $I_y=109.73 \text{ cm}^4$	E 1111			524 g/m L=6.01 m $I_x=3.61 \text{ cm}^4$ $I_y=4.2 \text{ cm}^4$
E 1105			1474 g/m L=6.01 m $I_x=77.96 \text{ cm}^4$ $I_y=14.27 \text{ cm}^4$	E 1112			381 g/m L=6.01 m $I_x=0.37 \text{ cm}^4$ $I_y=3.22 \text{ cm}^4$
E 1119			1072 g/m L=6.01 m $I_x=36.4 \text{ cm}^4$ $I_y=8.54 \text{ cm}^4$	7233			615 g/m L= 5.01m $I_x=6.72 \text{ cm}^4$ $I_y=6.72 \text{ cm}^4$
E 1135			829 g/m L=6.01 m $I_x=5.52 \text{ cm}^4$ $I_y=6.22 \text{ cm}^4$	E 1131			654 g/m L= 6.01m $I_x=8.29 \text{ cm}^4$ $I_y=8.29 \text{ cm}^4$
E 1136			891 g/m L=6.01 m $I_x=6.52 \text{ cm}^4$ $I_y=8.59 \text{ cm}^4$	E 1143			413 g/m L=6.01 m $I_x=0.41 \text{ cm}^4$ $I_y=5.02 \text{ cm}^4$

L1000-04

opening system without thermal break

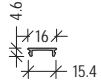
E1000

code		profile	weight length moment of inertia	code		profile	weight length moment of inertia
7316			984 g/m L= 5.01m Ix=15.34 cm ⁴ Iy=15.34 cm ⁴	E 1149			605 g/m Ix=1.61 cm ⁴ Iy=4.74 cm ⁴
E 2308			159 g/m L= 4.4 m	E 1137			213 g/m L=6.01 m
E 23900			116 g/m	E 1139			516 g/m L=6.01 m Ix=1.96 cm ⁴ Iy=4.69 cm ⁴
E 2357			144g/m L=6.01 m	E 40812			138 g/m L= 6.01m
E 40820			143 g/m L= 6.01m	E 1138			432 g/m L=6.01 m
E 40650			338 g/m L= 6.01m	E 1127			288 g/m L=6.01 m Ix=1.23 cm ⁴ Iy=2.39 cm ⁴

L1000-05

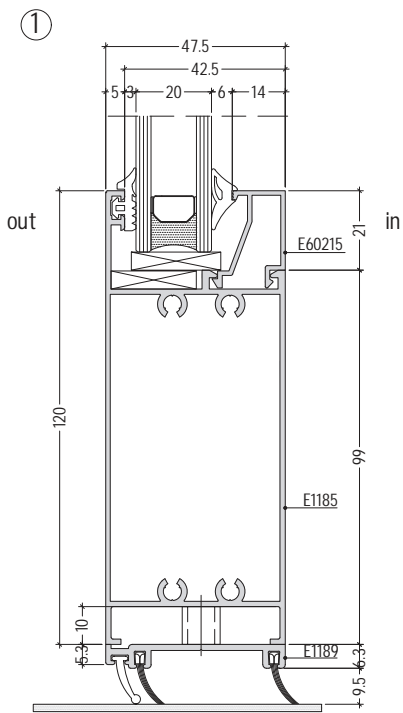
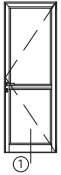
opening system without thermal break

E1000

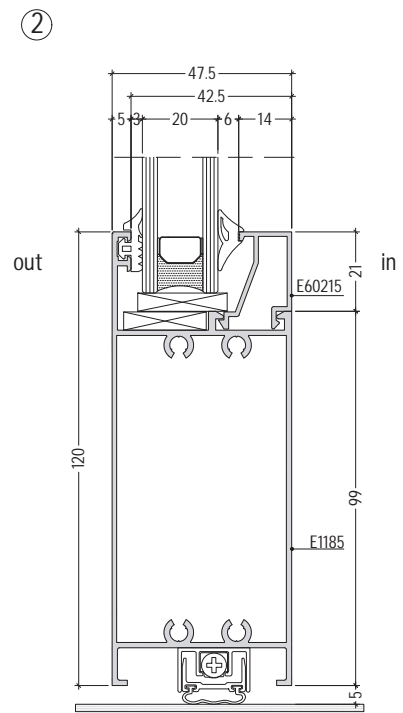
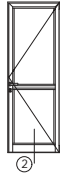
code		profile	weight length moment of inertia	code		profile	weight length moment of inertia
E 1115			408 g/m L=6.01 m $I_x=4.77 \text{ cm}^4$ $I_y=3.37 \text{ cm}^4$	E 1148			203 g/m
E 62001			67.5 g/m	E1166			321 g/m $I_x=0.27 \text{ cm}^4$ $I_y=1.56 \text{ cm}^4$
E 1182			277 g/m L=6.01 m	E5364			402 g/m L=6.01 m
E 1189			310 g/m L=6.01 m	E40604			113 g/m L=6.01 m
E 1123			335 g/m				

L1000-06

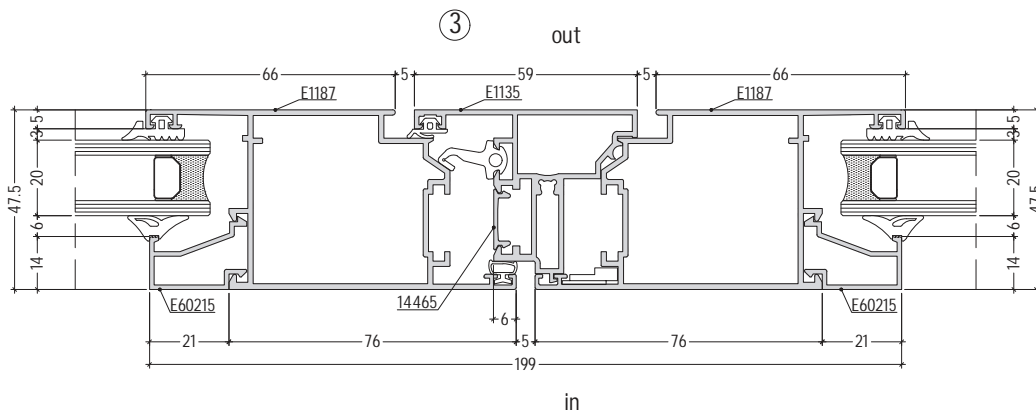
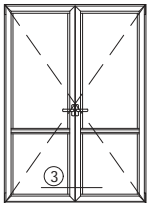
outward opening



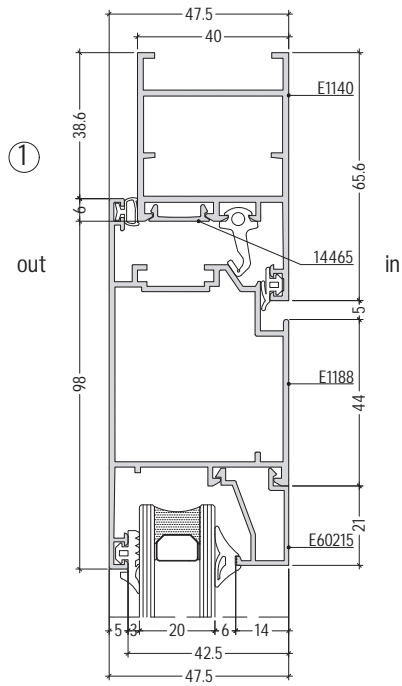
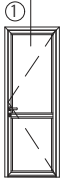
outward opening



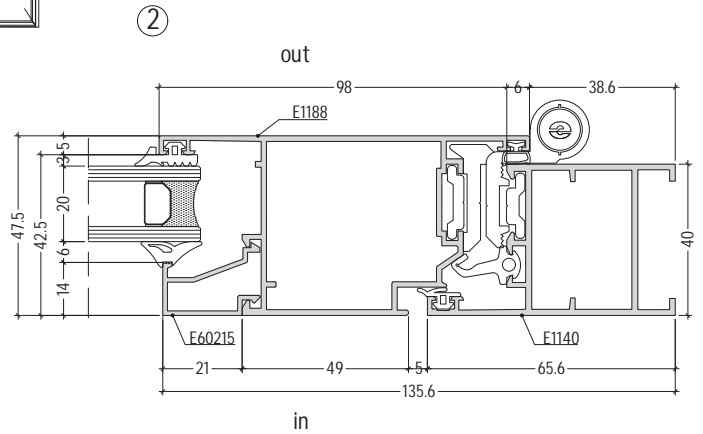
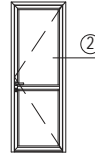
outward opening



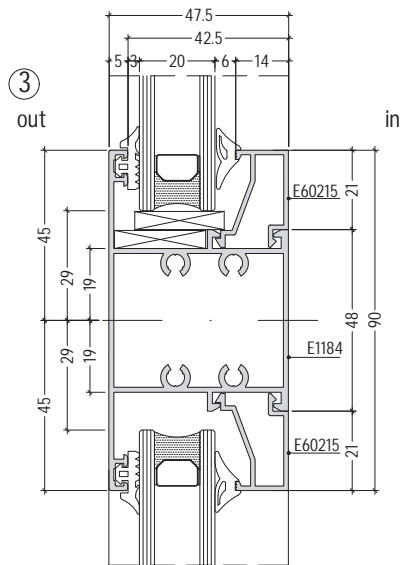
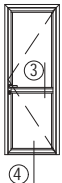
outward opening



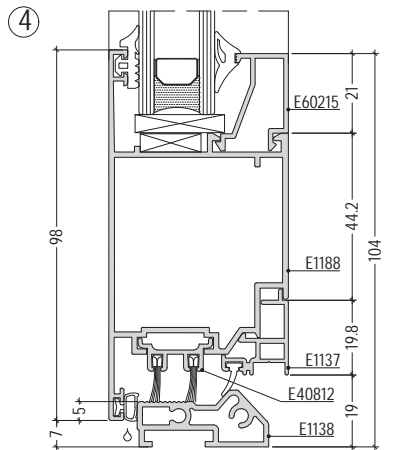
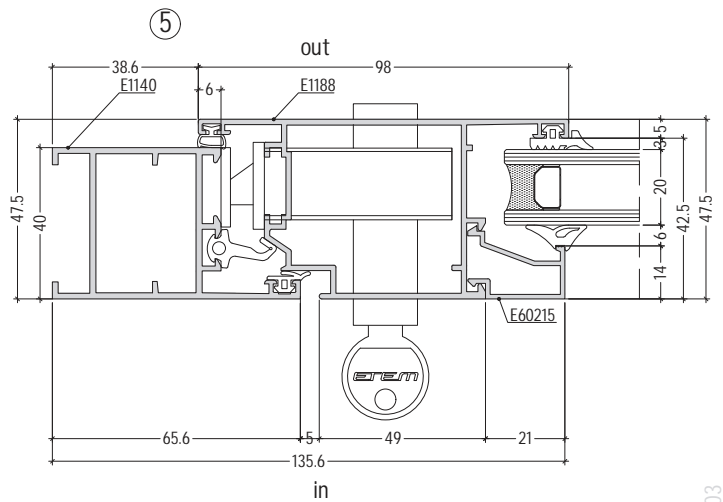
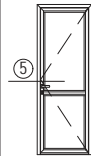
outward opening



outward opening

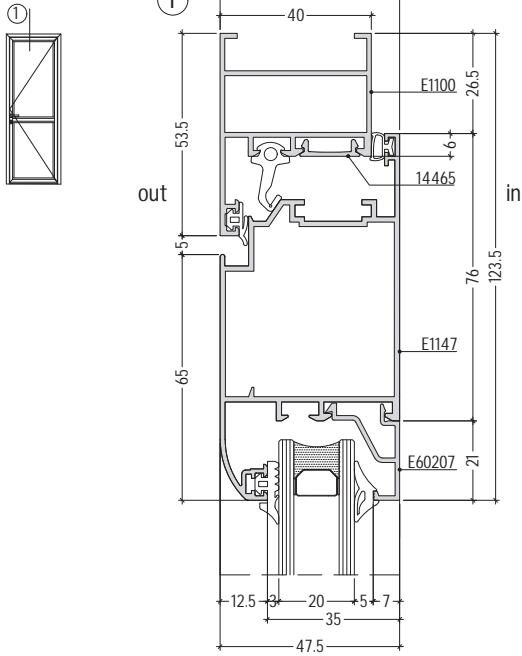


outward opening

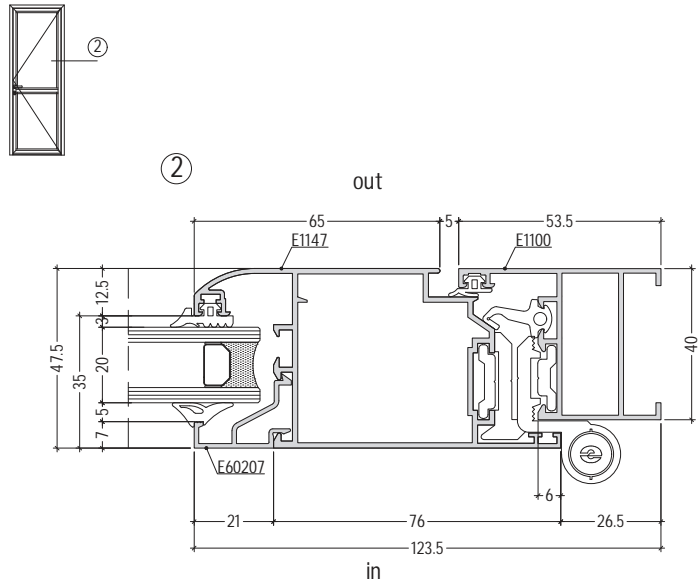


D1000-03

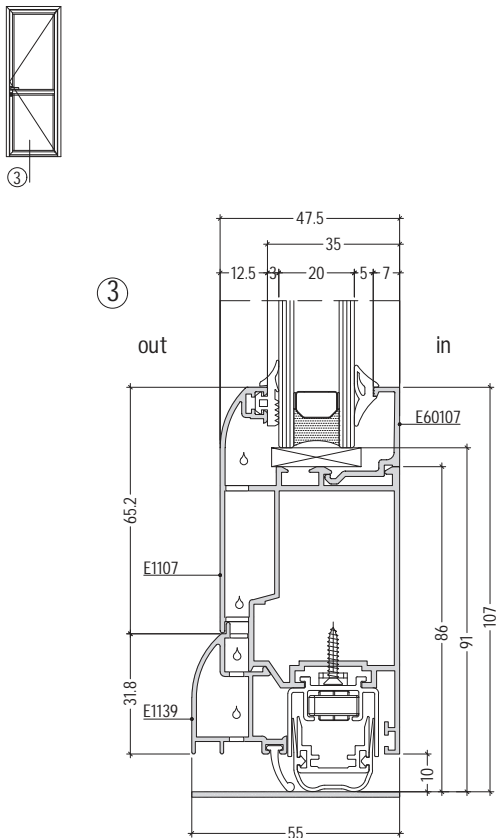
inward opening



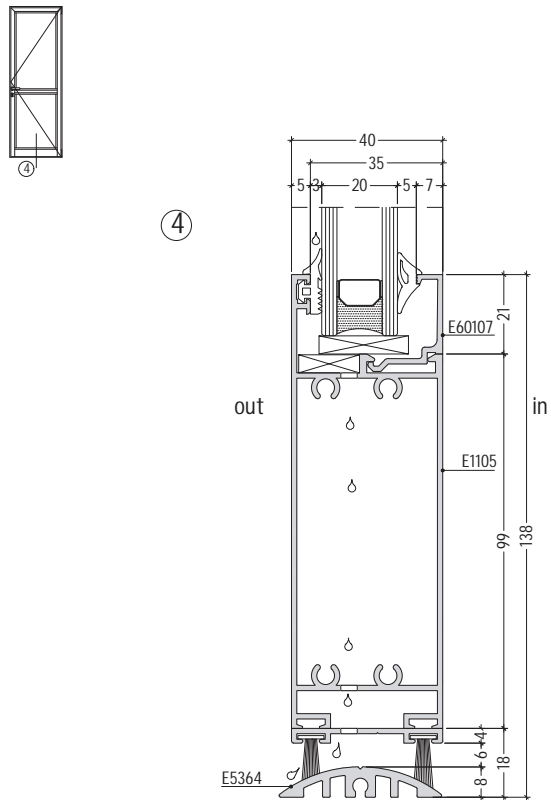
inward opening



inward opening



inward opening

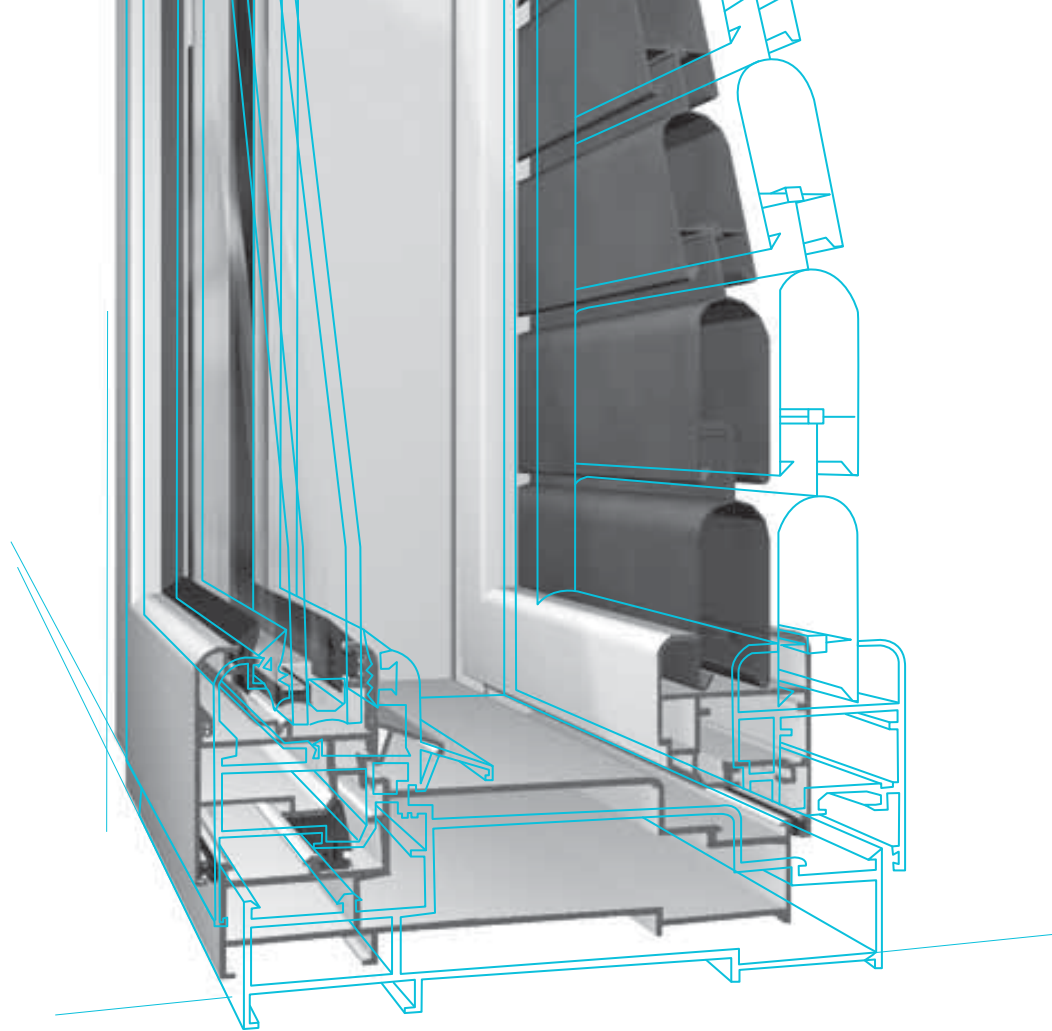


D1000-04

external gaskets	INTERNAL GASKETS					GLAZING OPTIONS				
	5 - 6 mm 130176		7 - 8 mm 130177			GLAZING BEADS				
3 mm 130411 4 mm 130153	5 mm 130205	6 mm 130206	7 mm 130207	8 mm 130208	10 mm 130210					
	X mm					E601xx	E602xx	E604xx	E605xx	E607xx
130411 130402	20	19	18	17	15	E60107 old code E1114	E60207 old code E1144			
130153	19	18	17	16	14					
130411 130402	17	16	15	14	12	E60110		E60410 old code E1160	E60510 old code E1130	
130153	16	15	14	13	11					
130411 130402	15	14	13	12	10	E60112 old code E5317	E60212			E60712
130153	14	13	12	11	9					
130411 130402	13	12	11	10	8		E60215			
130153	12	11	10	9	7					
130411 130402	10	9	8	7	5	E60117 old code E5311				
130153	9	8	7	6	4					
130411 130402	8	7	6	5	-	E60119 old code E5314	E60219 old code E5304	E60419 old code E5304		
130153	7	6	5	4	-					
130411 130402	5	4	-	-	-	E60122 old code E5312	E60222 old code E1113	E60422		E60722
130153	4	-	-	-	-					
							E60235	E60435		

NOTE:
Tolerance in dimension chain ± 0.5 mm

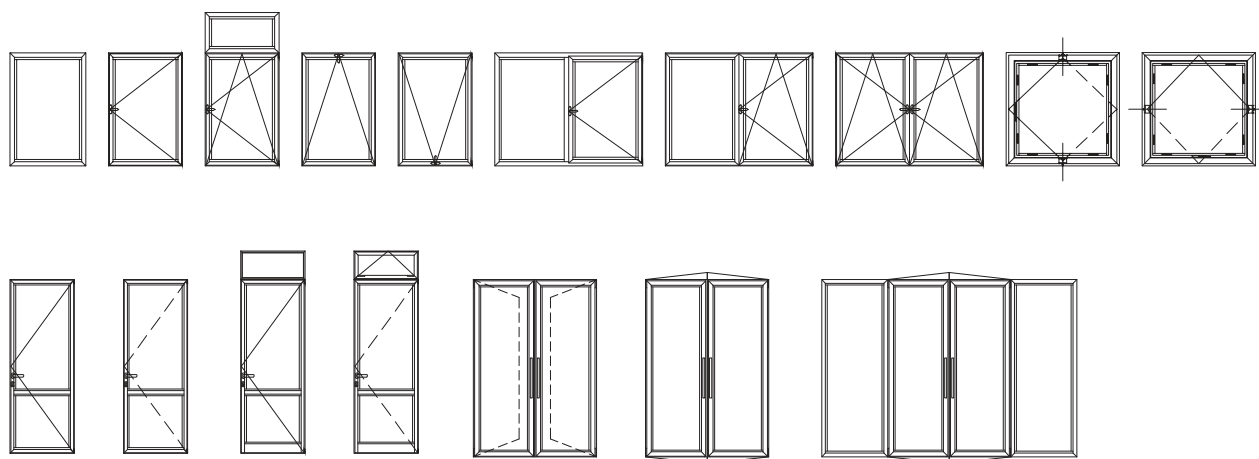
external gaskets	INTERNAL GASKETS					GLAZING OPTIONS				
	5 - 6 mm 130176		7 - 8 mm 130177			GLAZING BEADS				
3 mm 130411 130402 4 mm 130153						For profile E1183 E1184 E1185 E1187 E1188				
	5 mm 130205	6 mm 130206	7 mm 130207	8 mm 130208	10 mm 130210					
	X mm					E601xx	E602xx	E604xx	E605xx	E607xx
130411 130402	27	26	25	24	22					
130153	26	25	24	23	21	E60107 old code E1114	E60207 old code E1144			
130411 130402	24	23	22	21	19					
130153	23	22	21	20	18	E60110		E60410 old code E1160	E60510 old code E1180	
130411 130402	22	21	20	19	17					
130153	21	20	19	18	16	E60112 old code E5317	E60212			E60712
130411 130402	20	19	18	17	15					
130153	19	18	17	16	14		E60215			
130411 130402	17	16	15	14	12					
130153	16	15	14	13	11	E60117 old code E5311				
130411 130402	16	15	14	13	11					
130153	15	14	13	12	10	E60119 old code E5314	E60219 old code E5304	E60419 old code E5394		
130411 130402	12	11	10	9	7					
130153	11	10	9	8	6	E60122 old code E5312	E60222 old code E1113	E60422		E60722
130411 130402	9	8	7	6	4					
130153	8	7	6	5	-		E60225 old code E5307	E60425 old code E5308		E60725 old code E5348



E2300

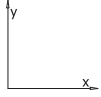

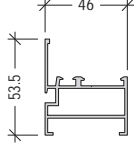
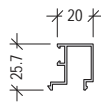
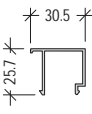
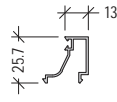
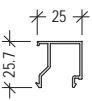
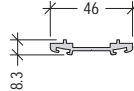
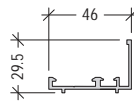
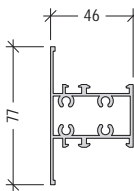
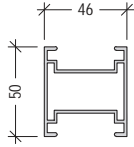
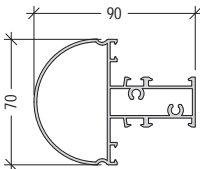
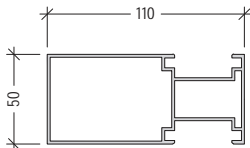
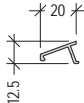
WITHOUT THERMAL BREAK

- Simple system for swing doors
- Universal type of profiles – main profile identical with brush folder for frame and sash
- Secure and reliable hinges
- Special brushes with polyethylene parts against deformation after wetting
- Possibility to add display windows by means of a single profile



opening system without thermal break

E2300

code		profile	weight length moment of inertia	code		profile	weight length moment of inertia
E 2300			851 g/m L=6.01 m	E 2323			288 g/m L=6.01 m
E 2304			302 g/m L=6.01 m	E 2324			248 g/m L=6.01 m
E 2313			212 g/m L=6.01 m	E 2326			380 g/m L=6.01 m
E 2315			364 g/m L=6.01 m	E 2330			1288 g/m L=6.01 m $I_x=12.09 \text{ cm}^4$ $I_y=11.04 \text{ cm}^4$
E 2316			956 g/m L=6.01 m $I_x=11.85 \text{ cm}^4$ $I_y=8.29 \text{ cm}^4$	E 2342			1682 g/m L=6.01 m $I_x=41.21 \text{ cm}^4$ $I_y=21.01 \text{ cm}^4$
E 2317			1723 g/m L=6.01 m $I_x=89.4 \text{ cm}^4$ $I_y=21.7 \text{ cm}^4$	E 2357			144 g/m L=6.01 m

L2300-01

opening system without thermal break

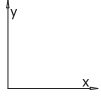

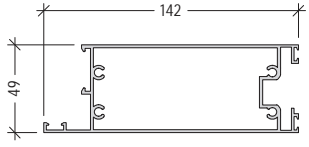
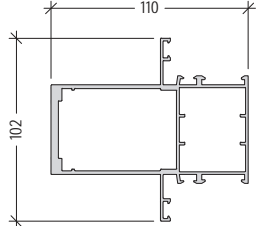
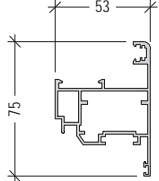
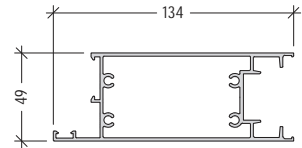
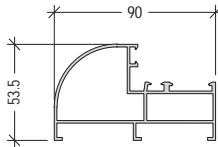
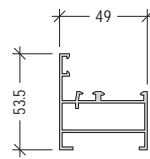
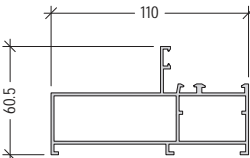
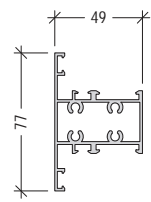
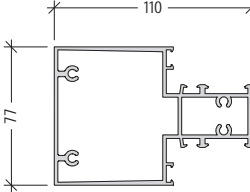
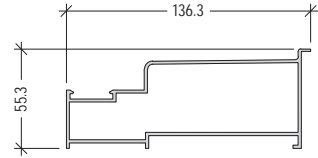
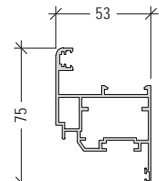
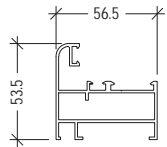
E2300

code	profile	weight length moment of inertia	code	profile	weight length moment of inertia
E 2361		2585 g/m L=6.01 m	E 2394		1369 g/m L=6.01 m I _x =27.66 cm ⁴ I _y =18.09 cm ⁴
E 2368		954 g/m L=6.01 m I _x =10.02 cm ⁴ I _y =5.83 cm ⁴	E 2395		585 g/m L=6.01 m
E 2378		240 g/m L=6.01 m	E 2396		1128 g/m L=6.01 m I _x =17.58 cm ⁴ I _y =9.34 cm ⁴
E 2385		1274 g/m L=6.01 m	E 2397		1293 g/m L=6.01 m I _x =44.37 cm ⁴ I _y =12.32 cm ⁴
E 2386		569 g/m L=6.01 m	E 5300		1418 g/m L=6.01 m I _x =38.89 cm ⁴ I _y =15.09 cm ⁴
E 2391		1685 g/m L=6.01 m	E 5301		1383 g/m L=6.01 m I _x =32.41 cm ⁴ I _y =20.29 cm ⁴

L2300-02

opening system without thermal break


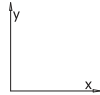
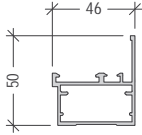
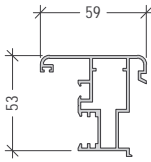
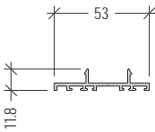
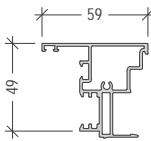
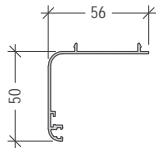
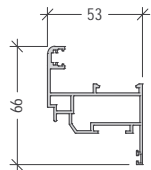
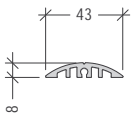
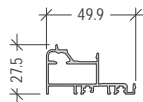
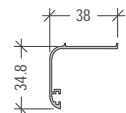
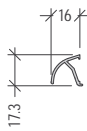
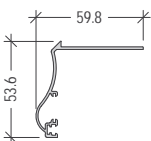
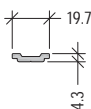
E2300

code		profile	weight length moment of inertia	code		profile	weight length moment of inertia
E 5302			2062 g/m L=6.01 m $I_x=153.64 \text{ cm}^4$ $I_y=29.92 \text{ cm}^4$	E 5343			1214 g/m L=6.01 m $I_x=133.69 \text{ cm}^4$ $I_y=55.04 \text{ cm}^4$
E 5319			1214 g/m L=6.01 m $I_x=16.61 \text{ cm}^4$ $I_y=13.08 \text{ cm}^4$	E 5344			2055 g/m L=6.01 m $I_x=115.27 \text{ cm}^4$ $I_y=29.23 \text{ cm}^4$
E 5331			1364 g/m L=6.01 m	E 5350			899 g/m L=6.01 m
E 5340			1666 g/m L=6.01 m	E 5351			1374 g/m L=6.01 m $I_x=14.34 \text{ cm}^4$ $I_y=13.52 \text{ cm}^4$
E 5341			2795 g/m L=6.01 m $I_x=136.62 \text{ cm}^4$ $I_y=62.70 \text{ cm}^4$	E 5352			1744 g/m L=6.01 m
E 5342			1214 g/m L=6.01 m $I_x=23.04 \text{ cm}^4$ $I_y=7.74 \text{ cm}^4$	E 5354			1056 g/m L=6.01 m

L2300-03

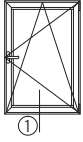
opening system without thermal break

E2300

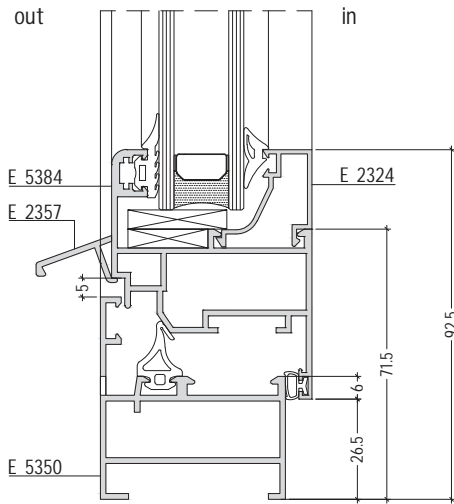
code		profile	weight length moment of inertia	code		profile	weight length moment of inertia
E 5355			825 g/m L=6.01 m	E 5368			1099 g/m L=6.01 m $I_x=14.51 \text{ cm}^4$ $I_y=8.12 \text{ cm}^4$
E 5356			373 g/m L=6.01 m	E 5369			1081 g/m L=6.01 m $I_x=12.69 \text{ cm}^4$ $I_y=6.73 \text{ cm}^4$
E 5358			457 g/m L=6.01 m	E 5384			1042 g/m L=6.01 m $I_x=18.60 \text{ cm}^4$ $I_y=4.50 \text{ cm}^4$
E 5364			401 g/m L=6.01 m	E 5385			554 g/m L=6.01 m $I_x=18.60 \text{ cm}^4$ $I_y=4.50 \text{ cm}^4$
E 5366			290 g/m L=6.01 m	E 40820			143 g/m L=6.01 m
E 5367			467 g/m L=6.01 m	E 2308			159 g/m L=6.01 m

L2300-04

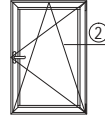
inward opening



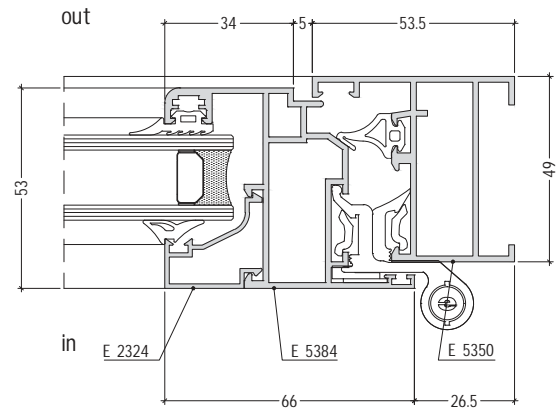
①



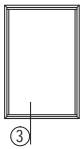
inward opening



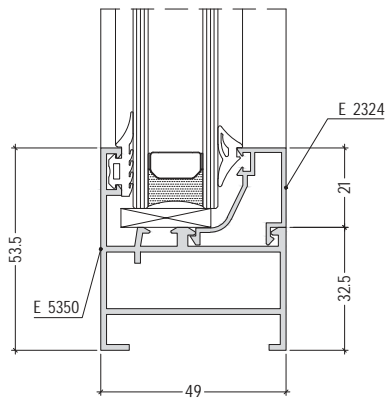
②



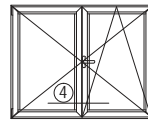
fix position



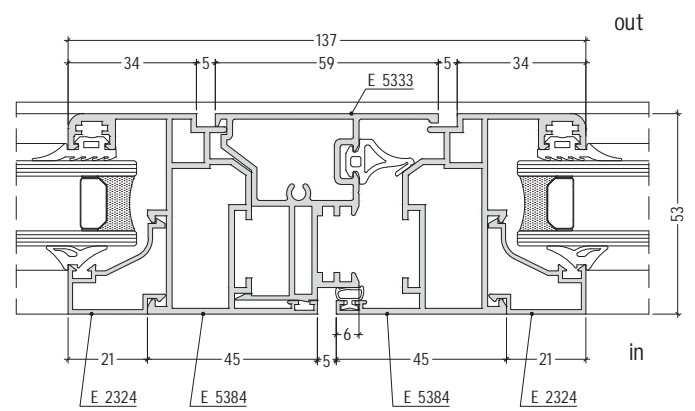
③



inward opening

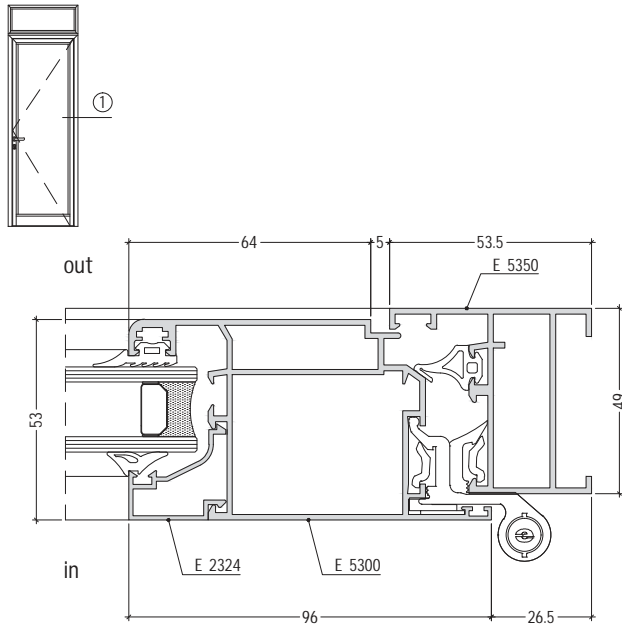


④



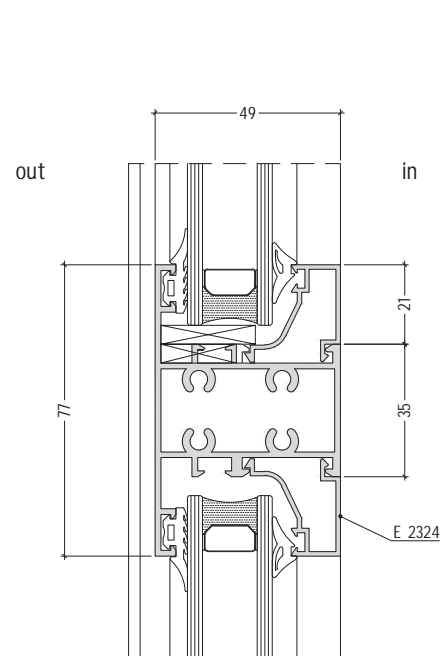
inward opening

①



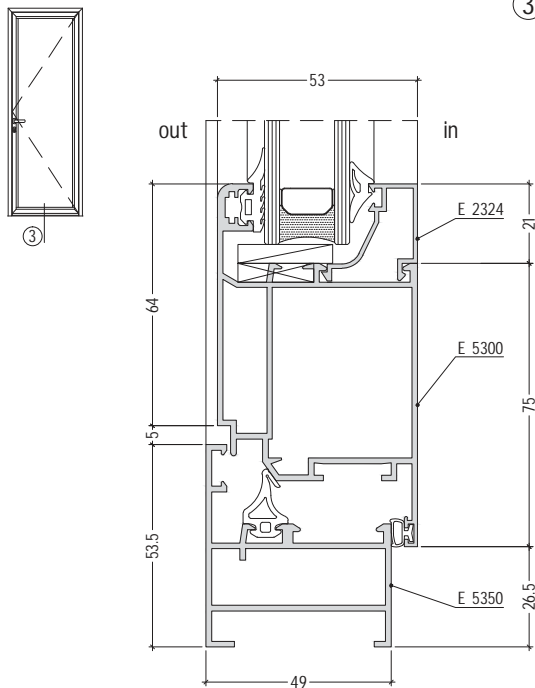
inward opening

②



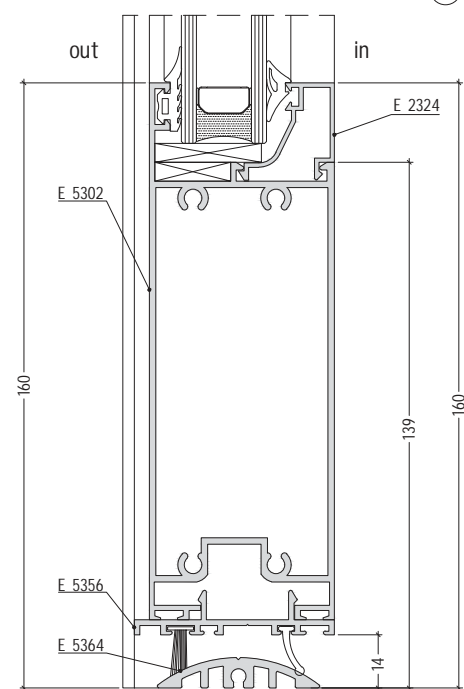
inward opening

③




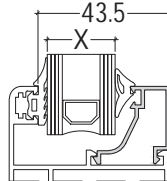




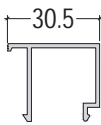
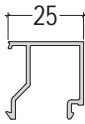
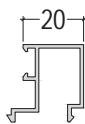


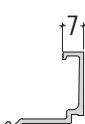


inward opening

④




D2300-02

external gaskets	GLAZING OPTIONS				GLAZING BEADS
	INTERNAL GASKETS		INTERNAL GASKETS		
 3 mm 130136	 5 - 6 mm 130176	 7 - 8 mm 130177			
	5 mm 990619 	6 mm 130207 	7 mm 130207 	8 mm 130208 	
	X mm				
130136	5	4	-	-	E 2304 
130136	10	9	8	7	E 2313 
130136	16	15	14	13	E 2323 
130136	23	22	21	20	E 2324 
130136	23	22	21	20	E 2378 
130136	29	28	27	26	E 5306 

T2300-01

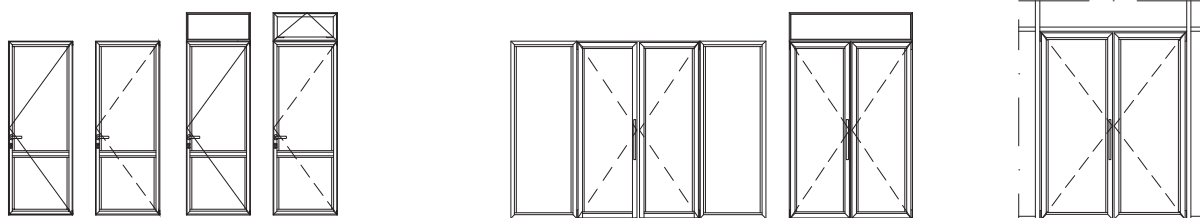
OPENING SYSTEMS FOR FLAT DOORS



E 75

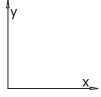

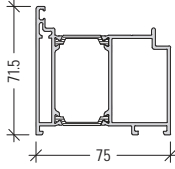
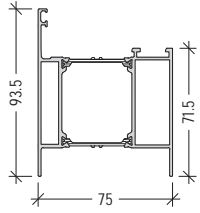
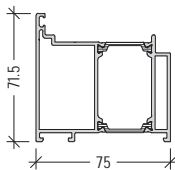
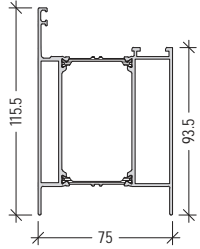
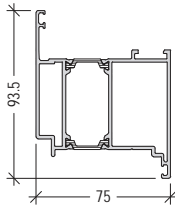
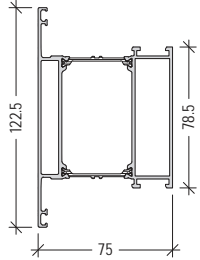
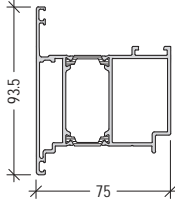
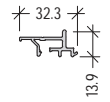
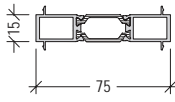
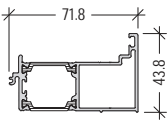
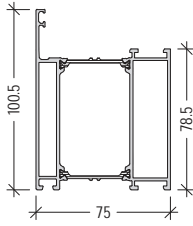
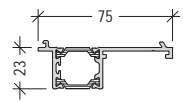
WITH THERMAL BREAK

- Premium solution ensuring excellent thermal insulation, comfort and exquisite appearance.
- Elegant straight design
- 75 mm system width allowing usage of triple glazing
- Flushing between opening parts and fixed positions
- Double sash flat doors
- Additional insulator in the thermo-break area
- Additional insulator under the glass
- Anti bi-metal polyamide
- Possibility for automatization
- Opportunity for manufacturing sashes with big dimensions
- Possibility for mounting anti-burglar hardware for good security performance
- Extruded corners for crimping machine with glue allowing greater connections



flat door system with thermal break




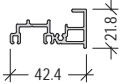
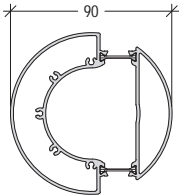

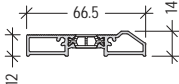

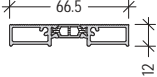

E75

code		profile	weight length moment of inertia	code		profile	weight length moment of inertia
E 75110 frame-inward		1932 g/m L=6.01 m $I_x=27.25 \text{ cm}^4$ $I_y=49.95 \text{ cm}^4$	E 75120		1899.2 g/m L=6.01 m $I_x=32.42 \text{ cm}^4$ $I_y=55.04 \text{ cm}^4$		
E 75111 frame-outward		1890.4 g/m L=6.01 m $I_x=26.58 \text{ cm}^4$ $I_y=49.88 \text{ cm}^4$	E 75121		2303.6 g/m L=6.01 m $I_x=68.11 \text{ cm}^4$ $I_y=67.91 \text{ cm}^4$		
E 75210 sash-inward		2062.4 g/m L=6.01 m $I_x=36.18 \text{ cm}^4$ $I_y=54.04 \text{ cm}^4$	E 75303		2312.5 g/m L=6.01 m $I_x=68.64 \text{ cm}^4$ $I_y=66.96 \text{ cm}^4$		
E 75211 sash-outward		2072.4 g/m L=6.01 m $I_x=36.3 \text{ cm}^4$ $I_y=52.06 \text{ cm}^4$	E 75605		274.3 g/m L=6.01 m		
E 75655 connecting profile		940.4 g/m L=6.01 m $I_x=0.98 \text{ cm}^4$ $I_y=19.48 \text{ cm}^4$	E 75112		1163.8 g/m L=6.01 m $I_x=5.14 \text{ cm}^4$ $I_y=22.84 \text{ cm}^4$		
E 75103		2223.4 g/m L=6.01 m $I_x=57.75 \text{ cm}^4$ $I_y=62.95 \text{ cm}^4$	E 75601 adapter for facade		897.1 g/m L=6.01 m $I_x=1.52 \text{ cm}^4$ $I_y=10.95 \text{ cm}^4$		

L75D-01

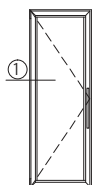
flat door system with thermal break

E75

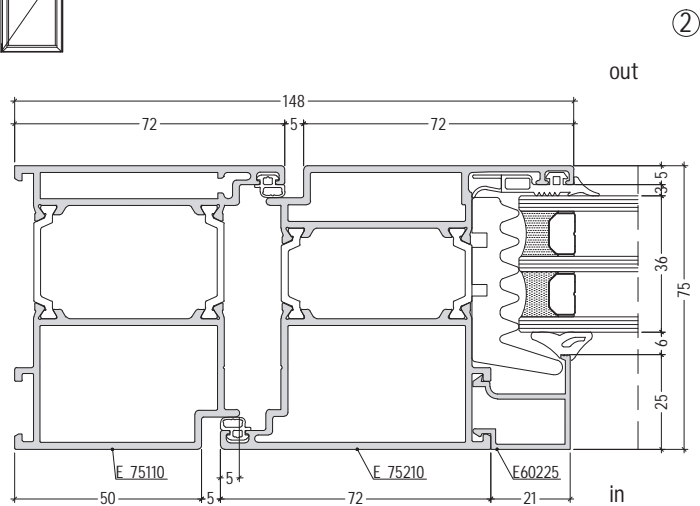
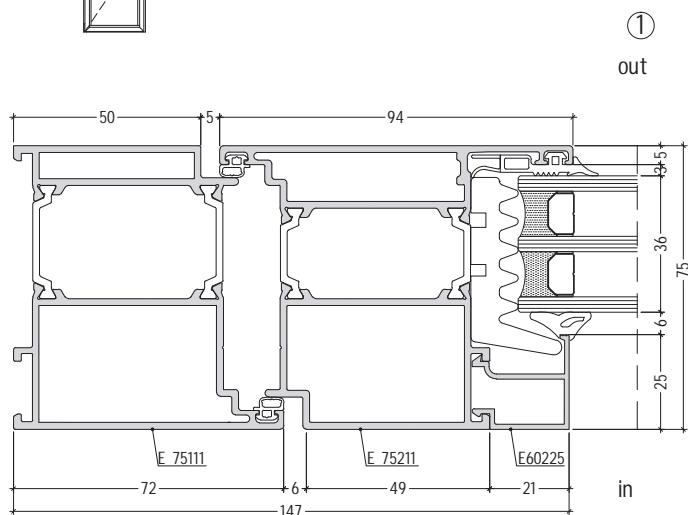
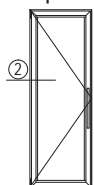
code		profile	weight length moment of inertia	code		profile	weight length moment of inertia
E 75602			79.9 g/m L=6.01 m	E 75800 brash-holder			496.5 g/m L=6.01 m
E 75603			2231.5 g/m L=6.01 m $I_x=56.34 \text{ cm}^4$ $I_y=55.75 \text{ cm}^4$	E 75802			84.5 g/m L=6.01 m
E 75810			722.3 g/m L=6.01 m	E 75801			84.5 g/m L=6.01 m
E 75811			722.6 g/m L=6.01 m	E 75805			210.3 g/m L=6.01 m

L75D-02

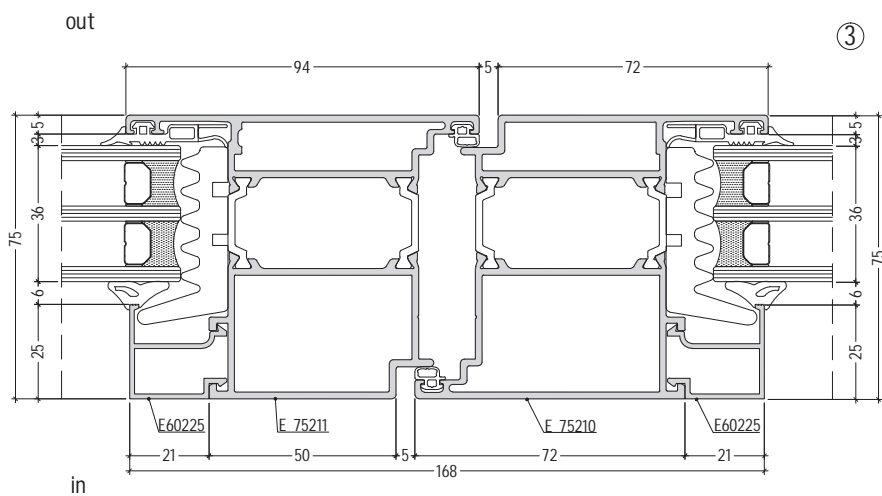
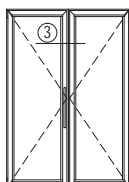
outward opening



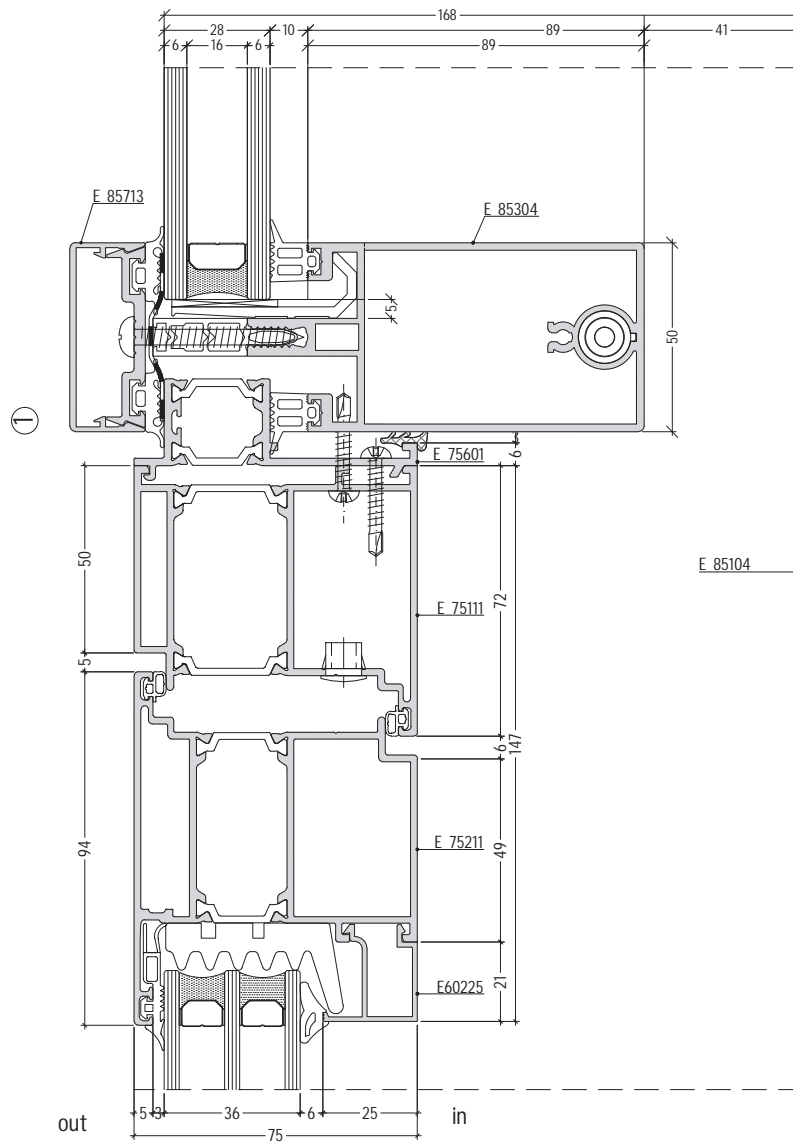
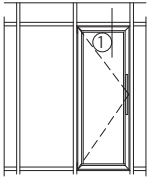
inward opening

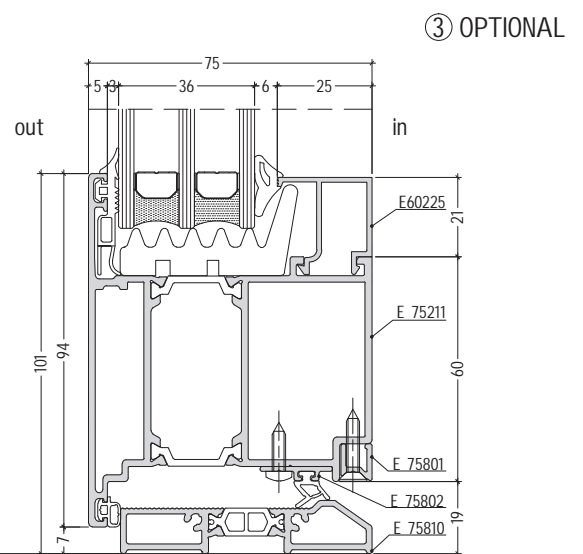
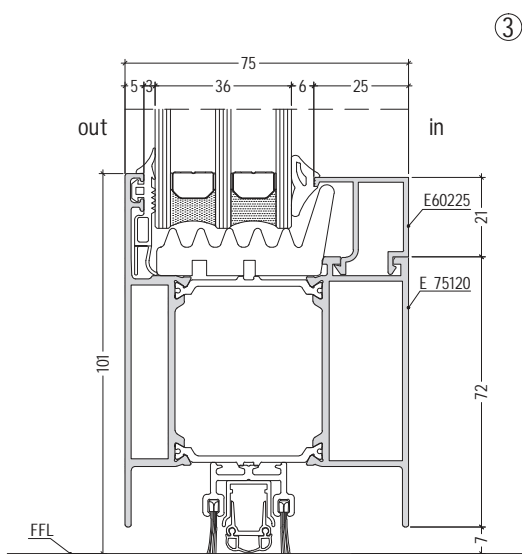
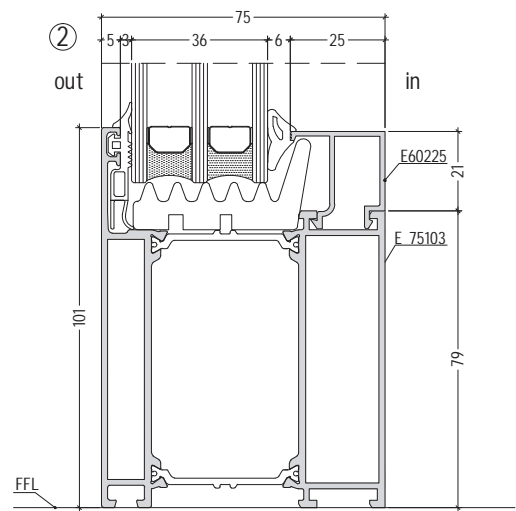
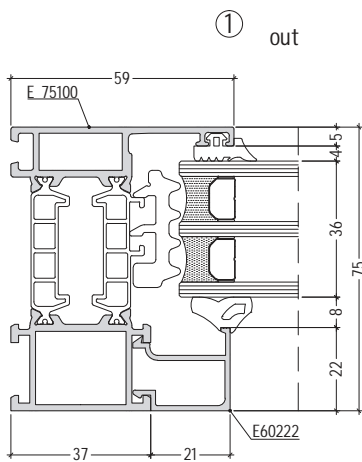
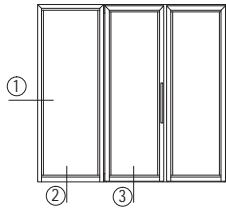


outward opening

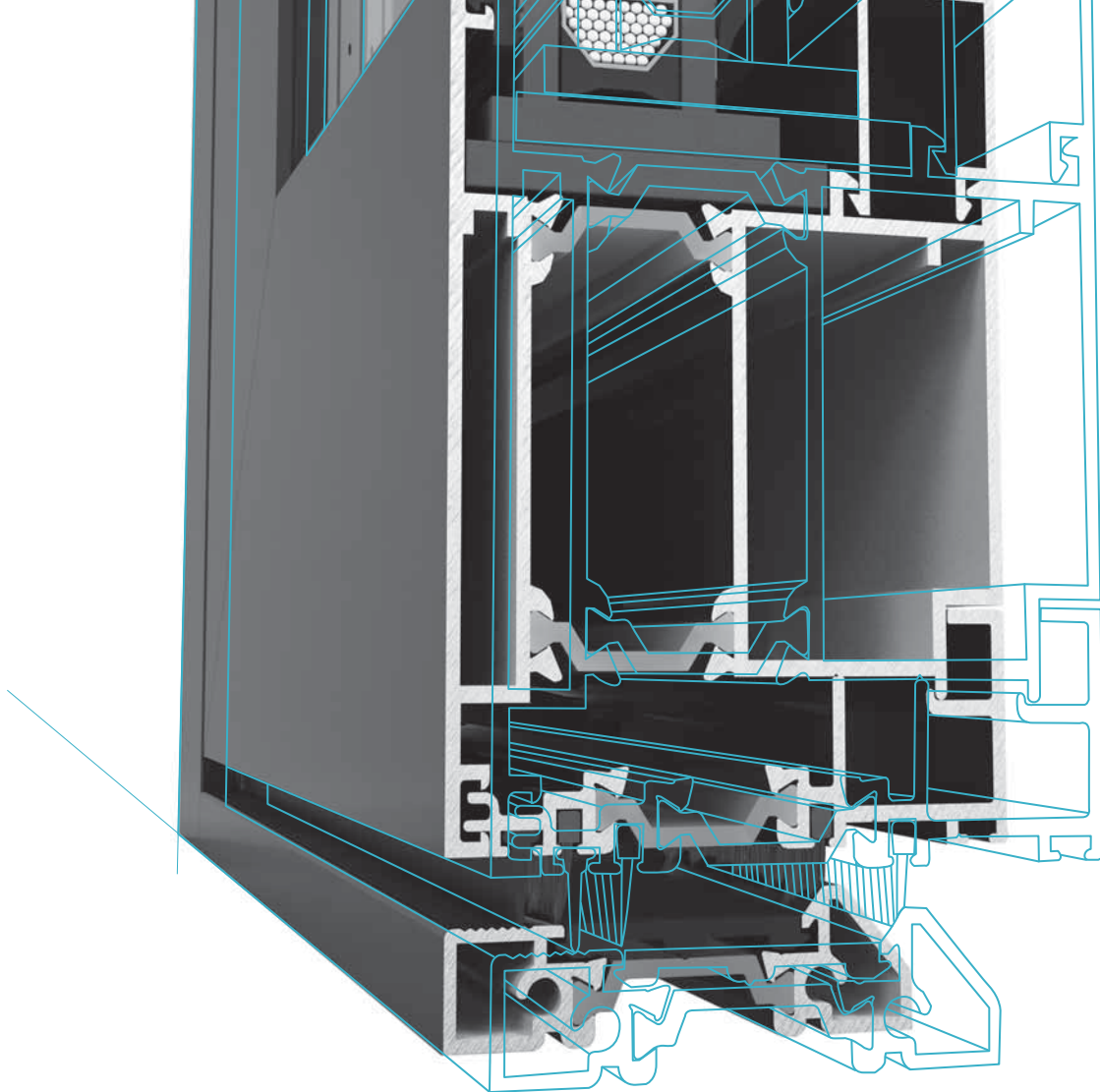


outward
opening





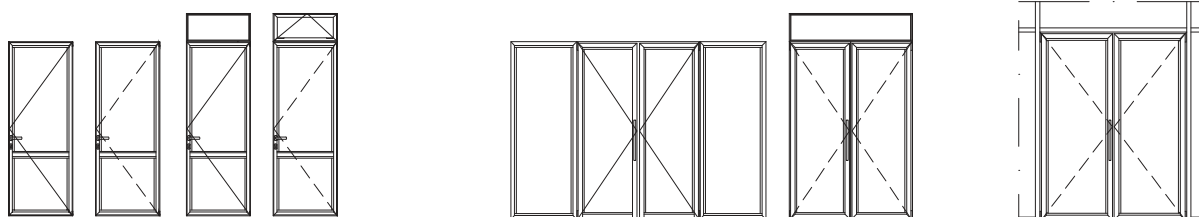
external gaskets	INTERNAL GASKETS					GLAZING OPTIONS				
	5 - 6 mm 130176		7 - 8 mm 130177			GLAZING BEADS				
3 mm 130411										
130402	5 mm 130205	6 mm 130206	7 mm 130207	8 mm 130208	10 mm 130210					
4 mm 130153	X mm					E601xx	E602xx	E604xx	E605xx	E607xx
130411 130402	55	54	53	52	50	E60107 <small>old code E1144</small>	E60207 <small>old code E1144</small>			
130153	54	53	52	51	49					
130411 130402	52	51	50	49	47	E60110		E60410 <small>old code E1160</small>	E60510 <small>old code E1130</small>	
130153	51	50	49	48	46					
130411 130402	50	49	48	47	45	E60112 <small>old code E5317</small>	E60212			E60712
130153	49	48	47	46	44					
130411 130402	48	47	46	45	43		E60215			
130153	47	46	45	44	42					
130411 130402	45	44	43	42	40	E60117 <small>old code E5311</small>				
130153	44	43	42	41	39					
130411 130402	43	42	41	40	38	E60119 <small>old code E5314</small>	E60219 <small>old code E5304</small>	E60419 <small>old code E5344</small>		
130153	42	41	40	39	37					
130411 130402	40	39	38	37	35	E60122 <small>old code E5312</small>	E60222 <small>old code E1113</small>	E60422		E60722
130153	39	38	37	36	34					
130411 130402	37	36	35	34	32		E60225 <small>old code E5307</small>	E60425 <small>old code E5308</small>		E60725 <small>old code E5348</small>
130153	36	35	34	33	31					
130411 130402	35	34	33	32	30	E60127 <small>old code E5325</small>	E60227			
130153	34	33	32	31	29					
130411 130402	32	31	30	29	27		E60230	E60430		
130153	31	30	29	28	26					
130411 130402	30	29	28	27	25	E60132				
130153	29	28	27	26	24					
130411 130402	27	26	25	24	22		E60235	E60435		
130153	26	25	24	23	21					
130411 130402	25	24	23	22	20	E60137	E60237			
130153	24	23	22	21	19					
130411 130402	20	19	18	17	15		E60242 <small>old code E75701</small>			
130153	19	18	17	16	14					
130411 130402	15	14	13	12	10		E60247 <small>old code E75700</small>			
130153	14	13	12	11	9					



E2004


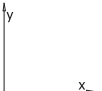
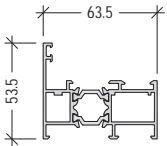
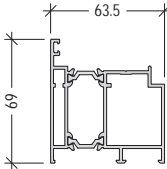
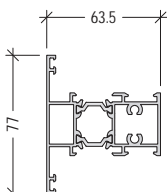
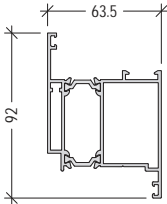
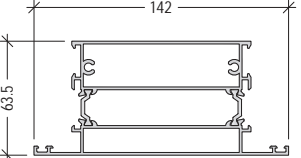
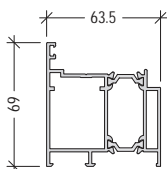
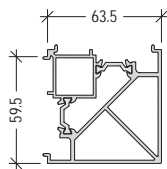
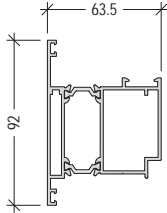
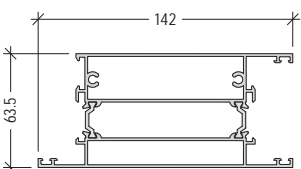
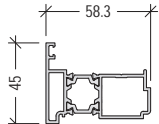
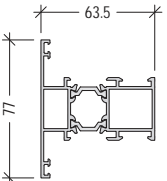
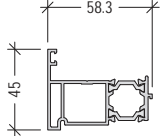
WITH THERMAL BREAK

- Robust system for heavy use in main entrances
- WK2 and WK3 certification against forced entrance
- Good thermal insulating characteristic
- 20 mm polyamides



flat door system with thermal break


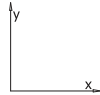
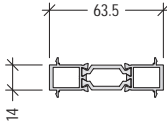
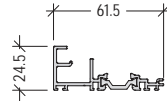
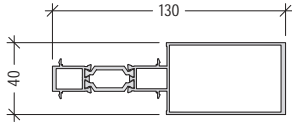
E2004

code		profile	weight length moment of inertia	code		profile	weight length moment of inertia
E 2000			1321 g/m L=6.01 m Ix=6.52 cm ⁴ Iy=22.73 cm ⁴	E 2040			1691 g/m L=6.01 m Ix=20.96 cm ⁴ Iy=32.65 cm ⁴
E 2004			1649 g/m L=6.01 m Ix=15.07 cm ⁴ Iy=28.44 cm ⁴	E 2041			1828 g/m L=6.01 m Ix=25.99 cm ⁴ Iy=46.16 cm ⁴
E 2007			2709 g/m L=6.01 m Ix=49.87 cm ⁴ Iy=154.45 cm ⁴	E 2042			1672 g/m L=6.01 m Ix=21.43 cm ⁴ Iy=33.75 cm ⁴
E 2008			2097 g/m L=6.01 m Ix=35.30 cm ⁴ Iy=34.74 cm ⁴	E 2043			1868 g/m L=6.01 m Ix=34.15 cm ⁴ Iy=36.55 cm ⁴
E 2009			2820 g/m L=6.01 m Ix=53.70 cm ⁴ Iy=171.29 cm ⁴	E 2046			1151 g/m L=6.01 m Ix=5.19 cm ⁴ Iy=15.55 cm ⁴
E 2026			1507 g/m L=6.01 m Ix=14.69 cm ⁴ Iy=25.93 cm ⁴	E 2047			1700 g/m L=6.01 m Ix=5.21 cm ⁴ Iy=18.62 cm ⁴

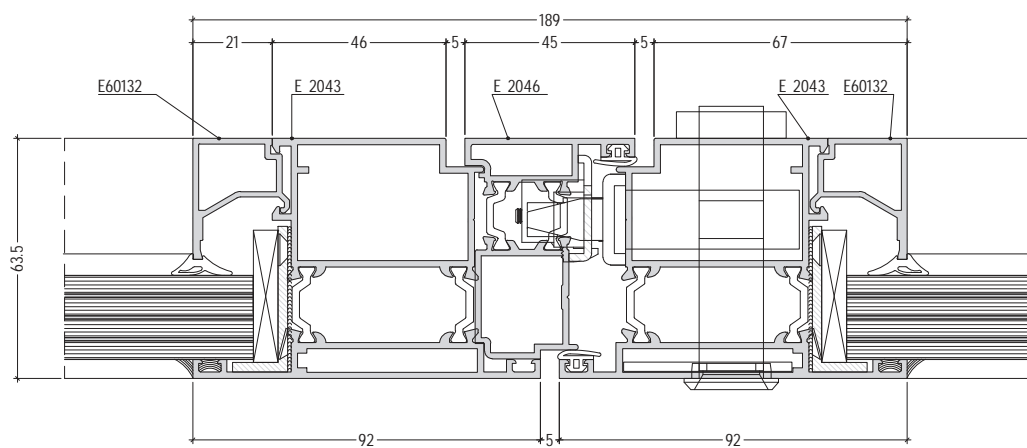
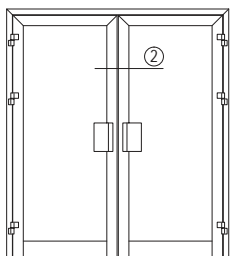
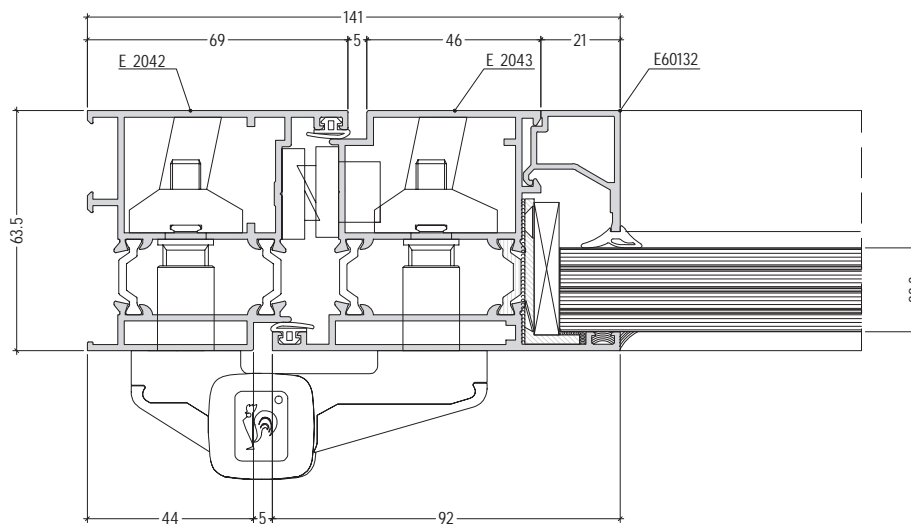
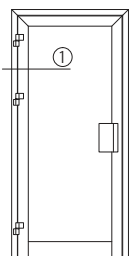
L2004td-01

flat door system with thermal break

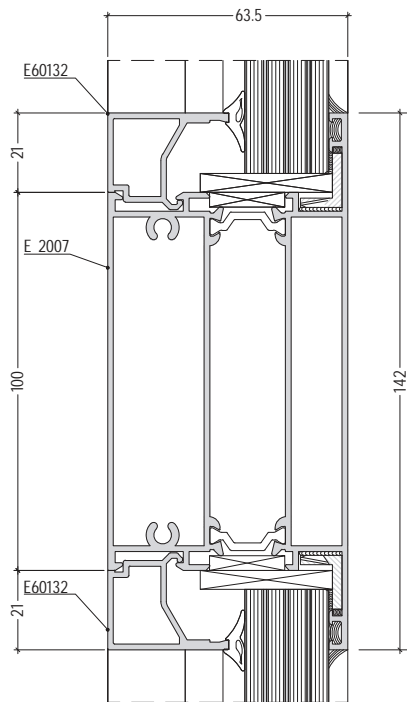
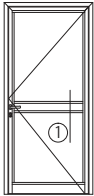
E2004

code		profile	weight length moment of inertia	code		profile	weight length moment of inertia
E 2055			786 g/m L=6.01 m $I_x=1.03 \text{ cm}^4$ $I_y=12.93 \text{ cm}^4$	E 2060			670 g/m L=6.01 m $I_x=0.71 \text{ cm}^4$ $I_y=9.86 \text{ cm}^4$
E 2056			1580 g/m L=6.01 m $I_x=9.18 \text{ cm}^4$ $I_y=114.76 \text{ cm}^4$				

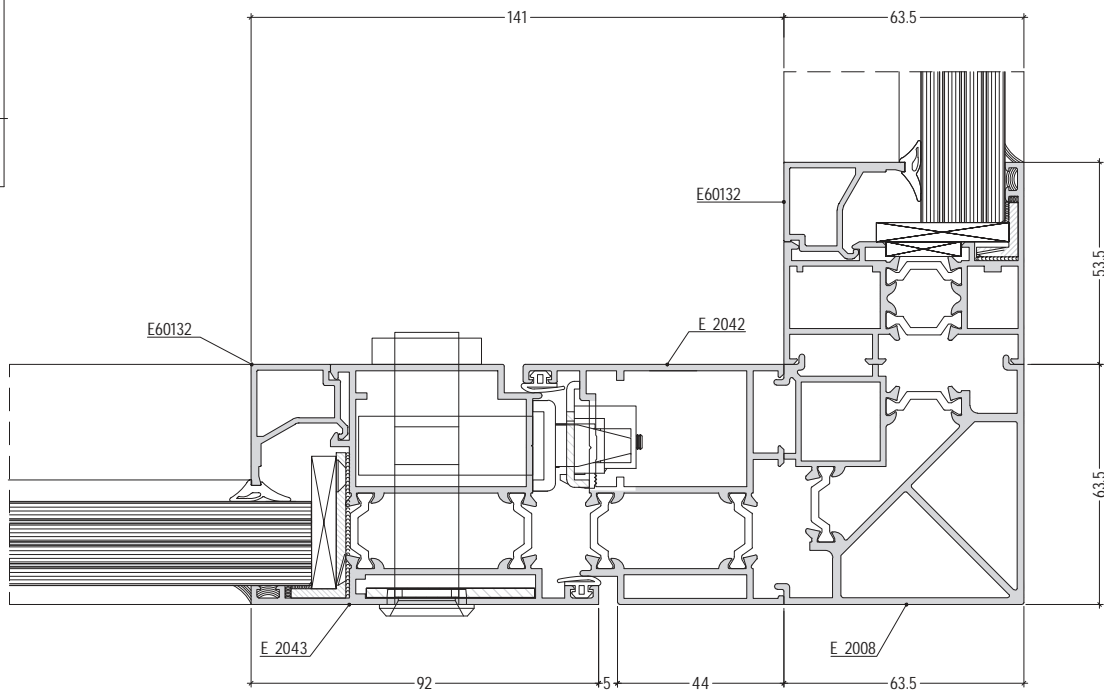
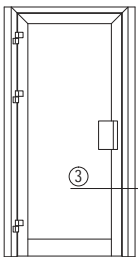
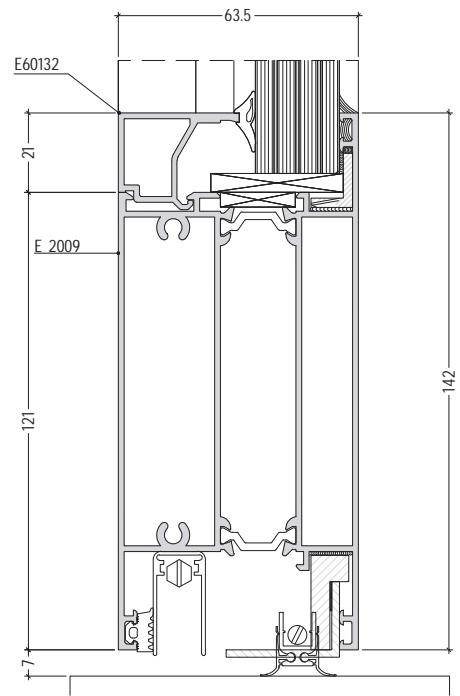
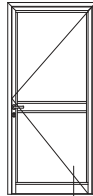
L2004td-02







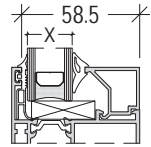














inward opening

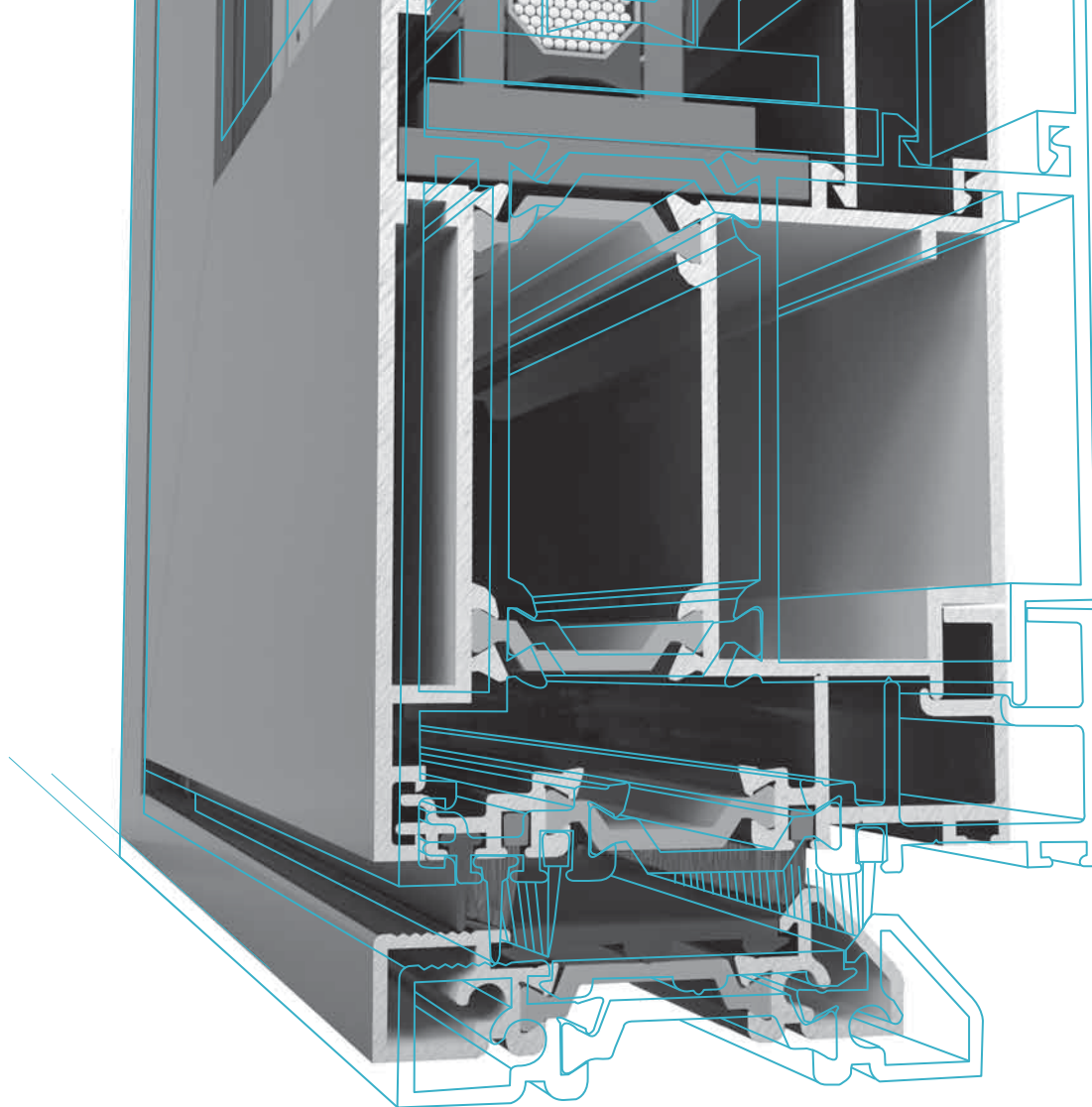


inward opening



D20004td-02

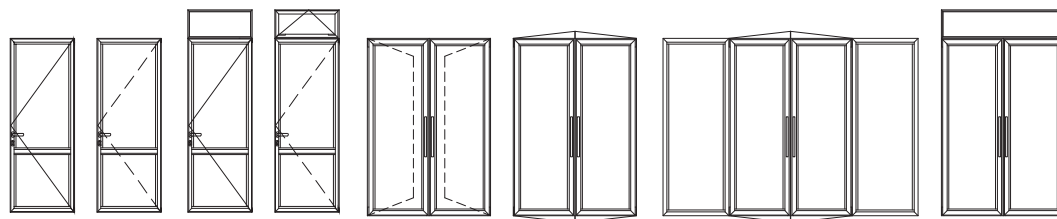
GLAZING OPTIONS						
external gaskets	INTERNAL GASKETS					GLAZING BEADS
 3 mm 130411  3 mm 130402	 5 - 6 mm 130176	 7 - 8 mm 130177				 58.5 X
	 5 mm 990619	 6 mm 130207	 7 mm 130207	 8 mm 130208	 10 mm 994412	
X mm						E601xx
130411 130402	43	42	41	40	39	 E60107 old code E1114
130411 130402	40	39	38	37	36	 E60110
130411 130402	38	37	36	35	34	 E60112 old code E5317
130411 130402	33	32	31	30	29	 E60117 old code E5311
130411 130402	32	31	30	29	28	 E60119 old code E5314
130411 130402	28	27	26	25	24	 E60122 old code E5312
130411 130402	23	22	21	20	19	 E60127 old code E5325
130411 130402	18	17	16	15	14	 E60132
130411 130402	13	12	11	10	-	 E60137



E24

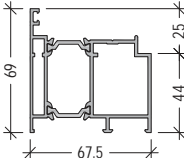
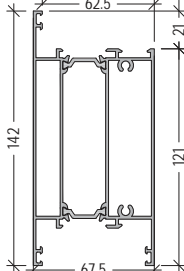
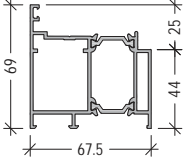
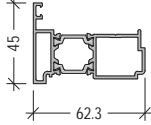
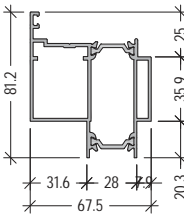
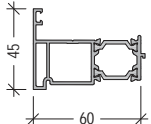
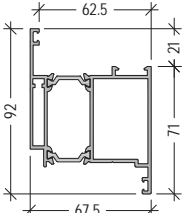
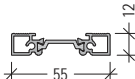
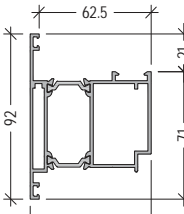
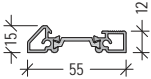
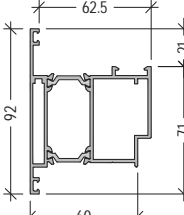
WITH THERMAL BREAK

- Elegant straight design
- Flushing between opening parts and fixed positions
- Double sash flat doors
- Possibility for automatization
- Opportunity for manufacturing sashes with big dimensions
- Possibility for mounting anti-burglar hardware for good security performance

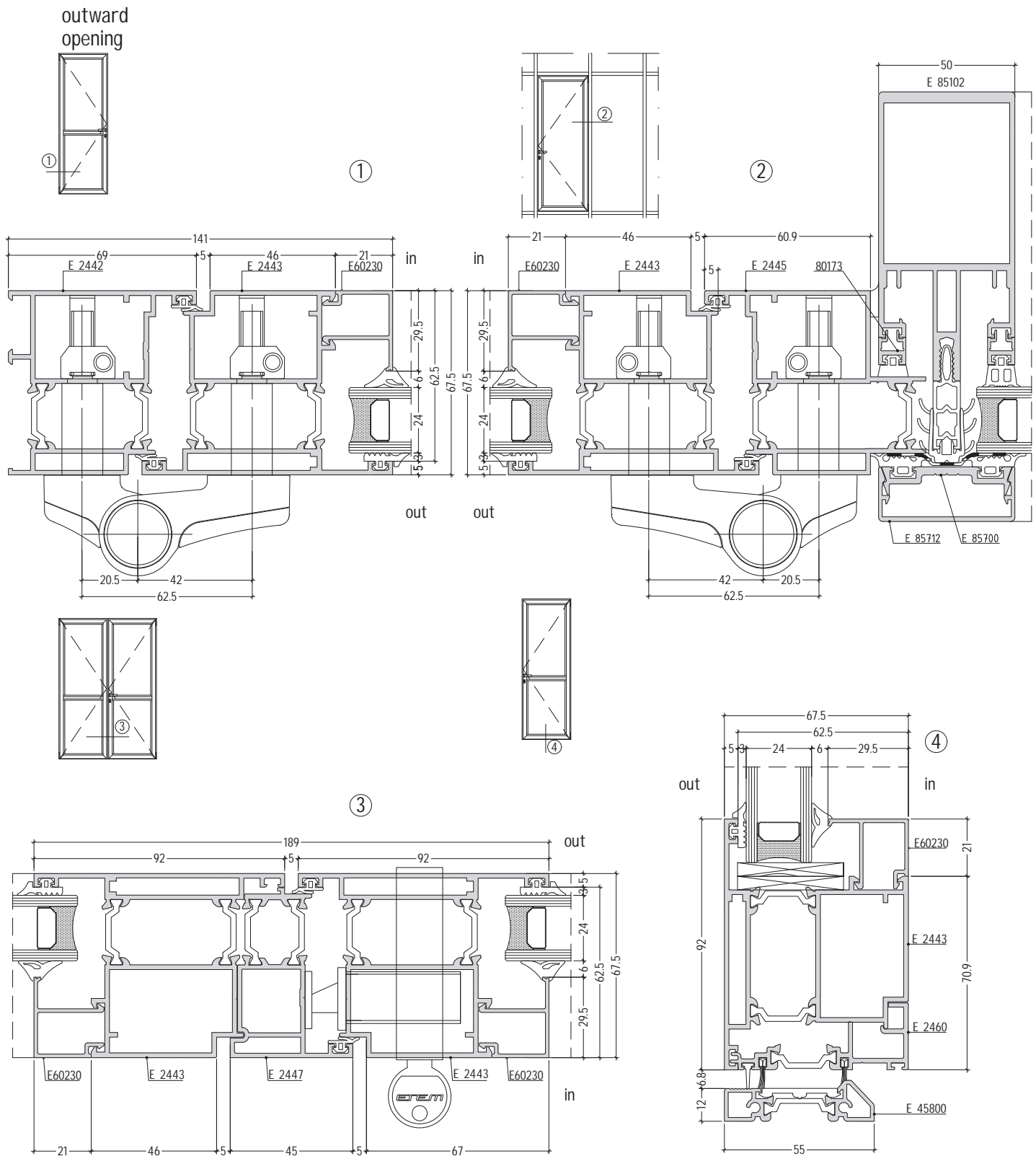


flat door system with thermal break




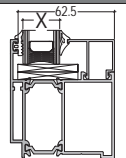


































E24

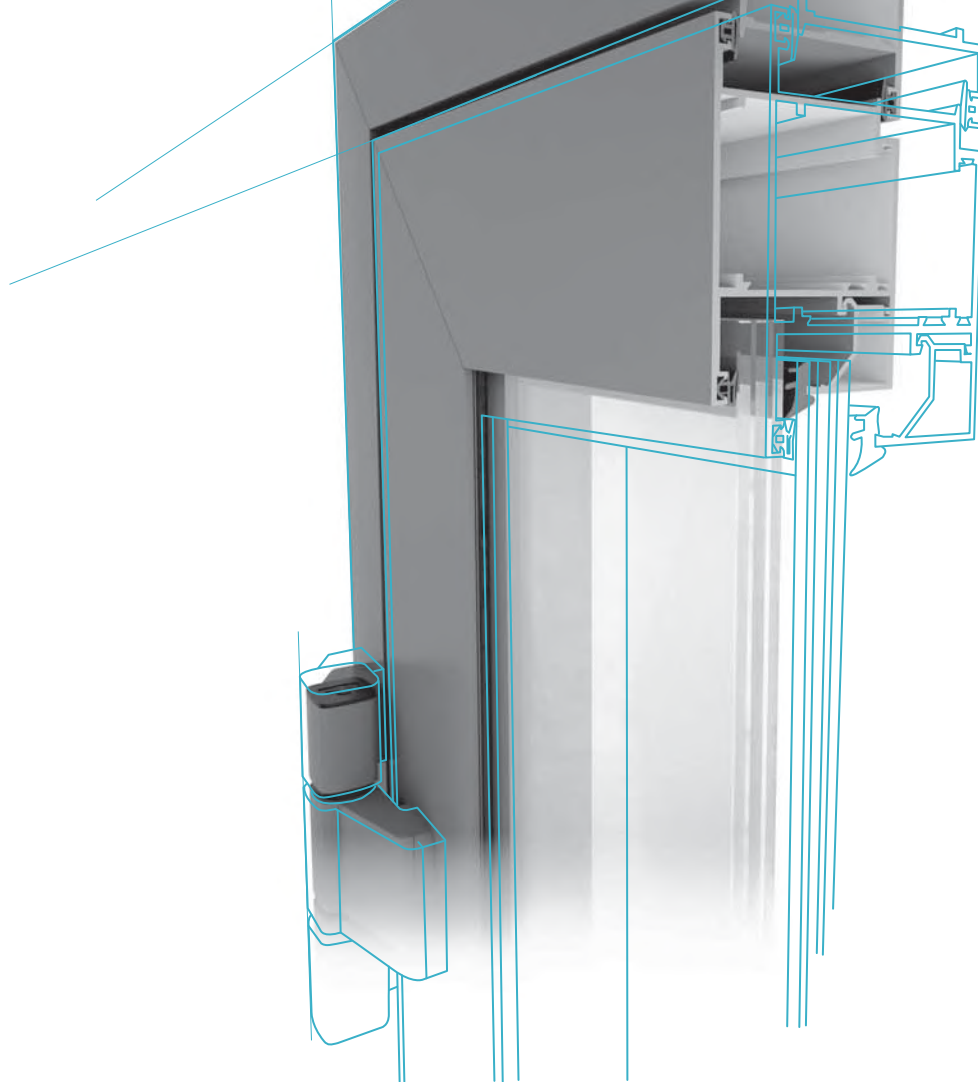
code	profile	weight length moment of inertia	code	profile	weight length moment of inertia
EC 2440		1710 g/m L=6.01 m Ix=19.82 cm ⁴ Iy=33.79 cm ⁴	EC 2409		2839 g/m L=6.01 m Ix=152.68 cm ⁴ Iy=62.25 cm ⁴
EC 2442		1691 g/m L=6.01 m Ix=19.62 cm ⁴ Iy=34.24 cm ⁴	EC 2446		1162 g/m L=6.01 m Ix=4.79 cm ⁴ Iy=17.7 cm ⁴
EC 2445		1759 g/m L=6.01 m Ix=25.8 cm ⁴ Iy=33.1 cm ⁴	EC 2447		1147 g/m L=6.01 m Ix=4.56 cm ⁴ Iy=16.57 cm ⁴
EC 2441		1847 g/m L=6.01 m Ix=30.74 cm ⁴ Iy=40.48 cm ⁴	E 45801		553 g/m L=6.01 m
EC 2443		1887 g/m L=6.01 m Ix=31.46 cm ⁴ Iy=39.07 cm ⁴	E 45800		566 g/m L=6.01 m
EC 2453		1887 g/m L=6.01 m Ix=31.22 cm ⁴ Iy=38.54 cm ⁴			

L24D-01



D24D-01

external gaskets	INTERNAL GASKETS					GLAZING OPTIONS				
	 3 mm 130411 130402	 5 - 6 mm 130176	 7 - 8 mm 130177							
 4 mm 130153	 5 mm 130205	 6 mm 130206	 7 mm 130207	 8 mm 130208	 10 mm 130210	X mm				
						E601xx	E602xx	E604xx	E605xx	E607xx
130411 130402	47	46	45	44	42					
130153	46	45	44	43	41	E60107 old code E1114	E60207 old code E1144			
130411 130402	44	43	42	41	39					
130153	43	42	41	40	38	E60110 		E60410 old code E1160 	E60510 old code E1130 	
130411 130402	42	41	40	39	37					
130153	41	40	39	38	36	E60112 old code E5317 	E60212 			E60712 
130411 130402	40	39	38	37	35					
130153	39	38	37	36	34		E60215 			
130411 130402	37	36	35	34	32					
130153	36	35	34	33	31	E60117 old code E5311 				
130411 130402	36	35	34	33	31					
130153	35	34	33	32	30	E60119 old code E5314 	E60219 old code E5304 	E60419 old code E5304 		
130411 130402	32	31	30	29	27					
130153	31	30	29	28	26	E60122 old code E5312 	E60222 old code E1113 	E60422 		E60722 
130411 130402	29	28	27	26	24					
130153	28	27	26	25	23		E60225 old code E5307 	E60425 old code E5306 		E60725 old code E5348 
130411 130402	27	26	25	24	22					
130153	26	25	24	23	21	E60127 old code E5325 	E60227 			
130411 130402	25	24	23	22	20					
130153	24	23	22	21	19		E60230 	E60430 		
130411 130402	22	21	20	19	17					
130153	21	20	19	18	16	E60132 				
130411 130402	20	19	18	17	15					
130153	19	18	17	16	14		E60235 	E60435 		
130411 130402	17	16	15	14	12					
130153	16	15	14	13	11	E60137 	E60237 			

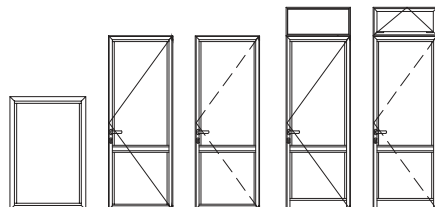


E2004

WITHOUT THERMAL BREAK

Suitable for main doors application

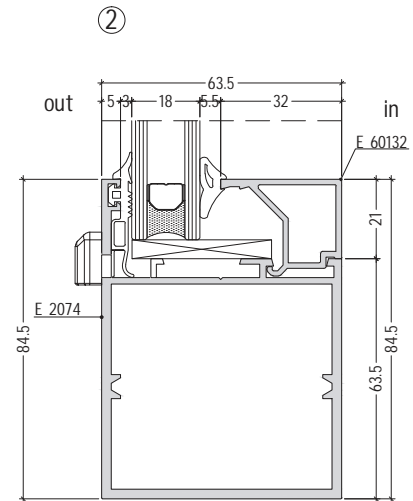
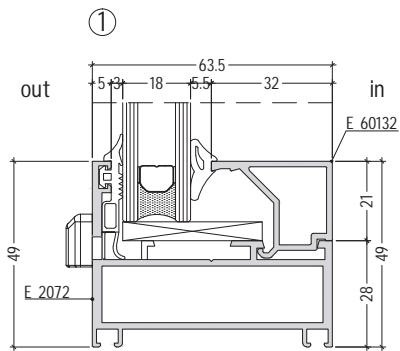
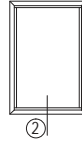
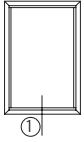
- Elegant straight design
- Flushing between opening parts and fixed positions
- Opportunity for manufacturing sashes with big dimensions
- Possibility for automatization
- Possibility for mounting anti-burglar hardware for good security performance
- Extruded corners for crimping machine with glue allowing greater connections



flat door system without thermal break

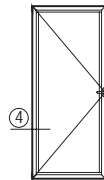
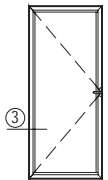
E2004

code		profile	weight length moment of inertia	code		profile	weight length moment of inertia
E 2072 frame			1148 g/m L=6.01 m Ix=5.74 cm ⁴ Iy=23.45 cm ⁴	E 2073 sash			1644 g/m L=6.01 m Ix=35.12 cm ⁴ Iy=39.87 cm ⁴
E 2070 frame			1453 g/m L=6.01 m Ix=23.98 cm ⁴ Iy=34.41 cm ⁴	E 2071 sash			1615 g/m L=6.01 m Ix=35.65 cm ⁴ Iy=39.2 cm ⁴
E 2074 frame			1793 g/m L=6.01 m Ix=43.65 cm ⁴ Iy=42.99 cm ⁴				



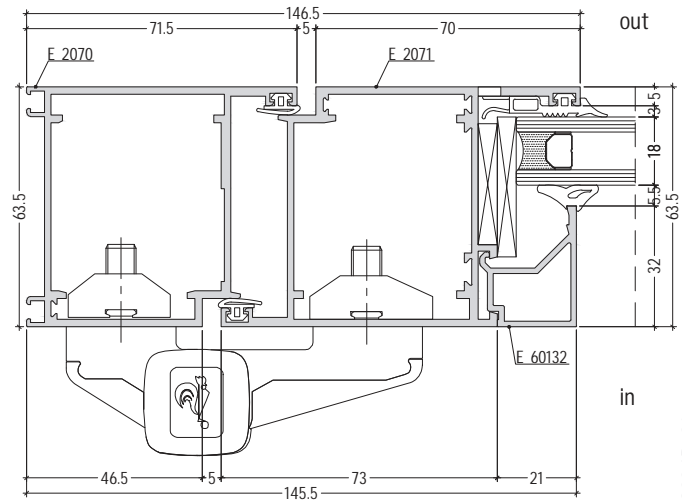
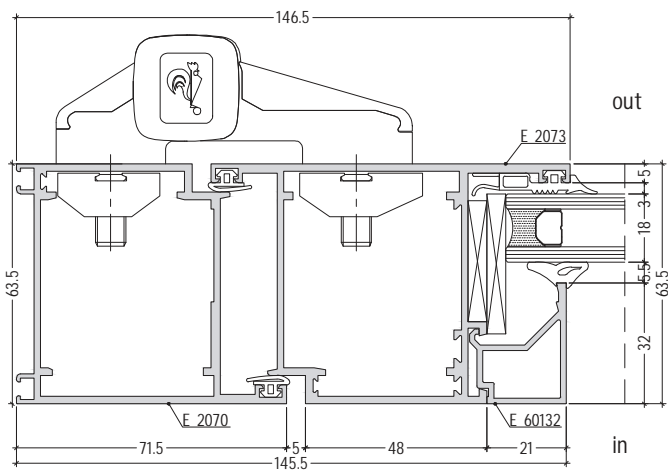
outward opening

inward opening




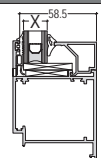


































③

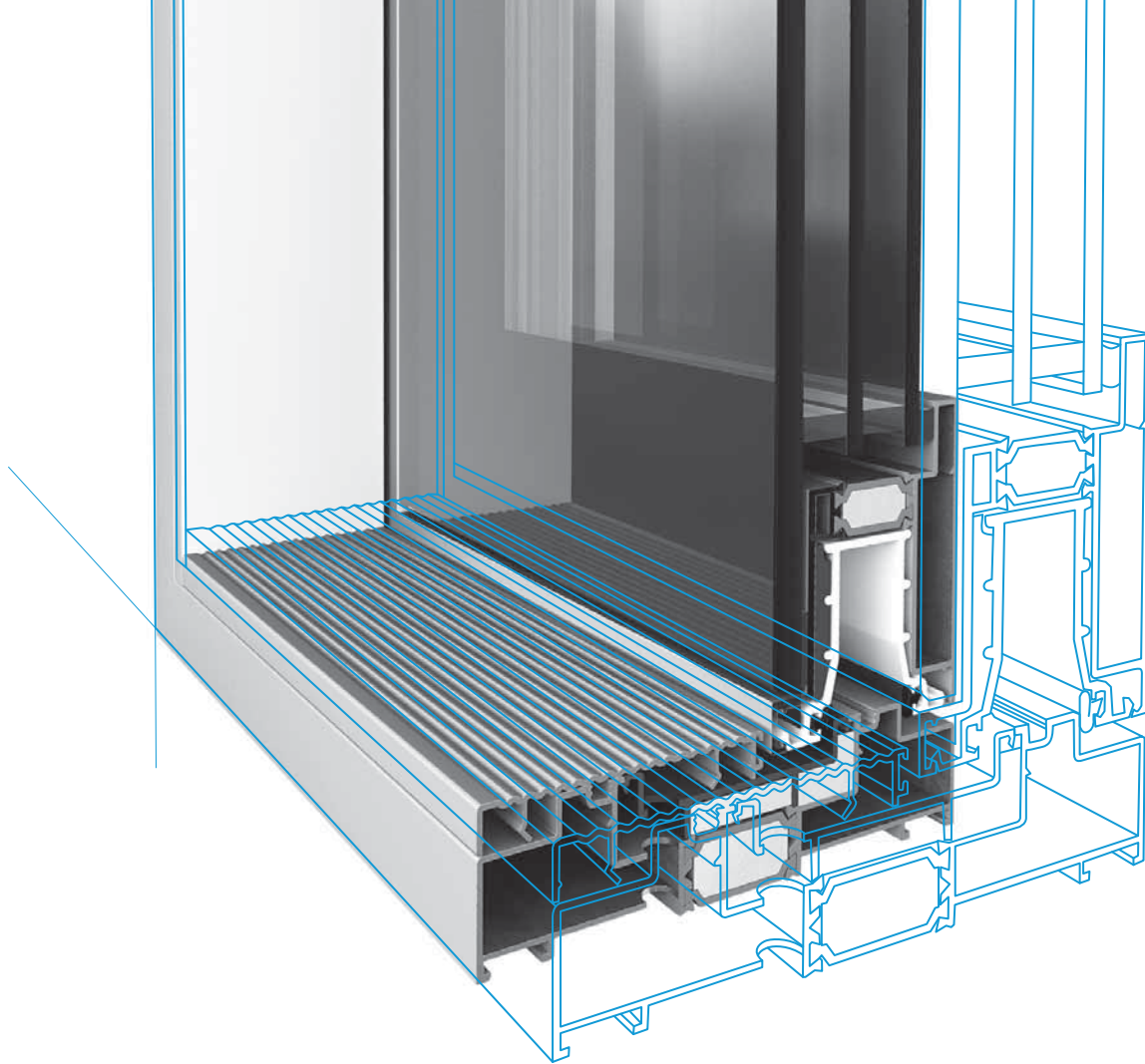
④



D2004D-01

external gaskets	INTERNAL GASKETS					GLAZING OPTIONS					
	3 mm 130411	5 - 6 mm 130176	7 - 8 mm 130177			GLAZING BEADS					
  	5 mm 130205	6 mm 130206	7 mm 130207	8 mm 130208	10 mm 130210						
	X mm					E601xx	E602xx	E604xx	E605xx	E607xx	
130411 130402	43	42	41	40	38	 E60107 <small>old code E1114</small>	 E60207 <small>old code E1144</small>				
130153	42	41	40	39	37						
130411 130402	40	39	38	37	35	 E60110		 E60410 <small>old code E1160</small>	 E60510 <small>old code E1139</small>		
130153	39	38	37	36	34						
130411 130402	38	37	36	35	33	 E60112 <small>old code ES317</small>	 E60212			 E60712	
130153	37	36	35	34	32						
130411 130402	36	35	34	33	31	 E60117 <small>old code ES311</small>	 E60215				
130153	35	34	33	32	30						
130411 130402	33	32	31	30	28	 E60119 <small>old code ES314</small>	 E60219 <small>old code ES304</small>	 E60419 <small>old code ES304</small>			
130153	32	31	30	29	27						
130411 130402	28	27	26	25	23	 E60122 <small>old code ES312</small>	 E60222 <small>old code E1113</small>	 E60422		 E60722	
130153	27	26	25	24	22						
130411 130402	25	24	23	22	20	 E60127 <small>old code ES325</small>	 E60225 <small>old code ES307</small>	 E60425 <small>old code ES306</small>		 E60725 <small>old code ES348</small>	
130153	24	23	22	21	19						
130411 130402	23	22	21	20	18	 E60127 <small>old code ES325</small>	 E60227				
130153	22	21	20	19	17						
130411 130402	21	20	19	18	16	 E60132	 E60230	 E60430			
130153	20	19	18	17	15						
130411 130402	18	17	16	15	13	 E60132	 E60235	 E60435			
130153	17	16	15	14	12						
130411 130402	16	15	14	13	11	 E60132	 E60235	 E60435			
130153	15	14	13	12	10						

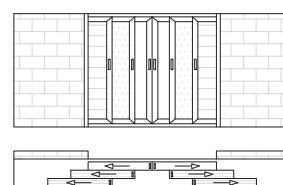
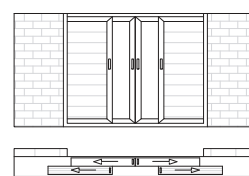
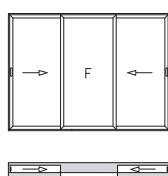
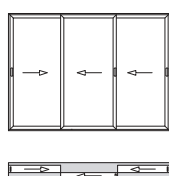
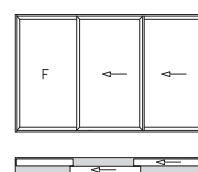
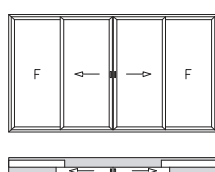
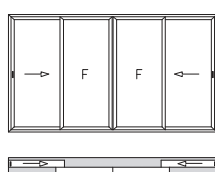
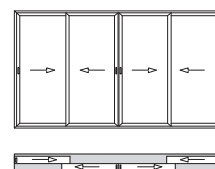
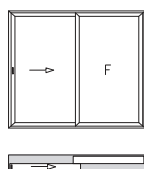
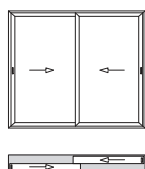
SLIDING SYSTEMS FOR WINDOWS AND DOORS



E70



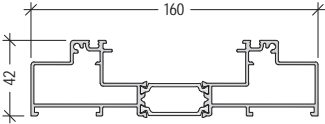
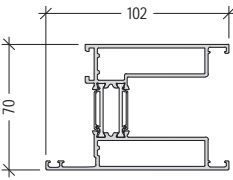
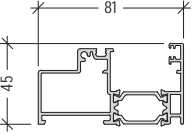
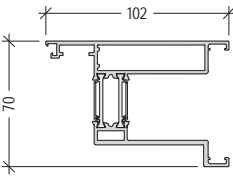
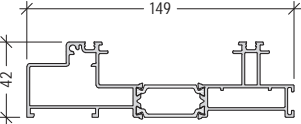
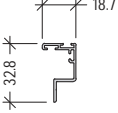
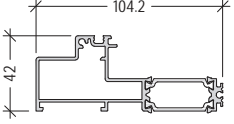
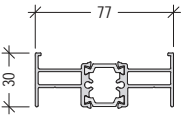
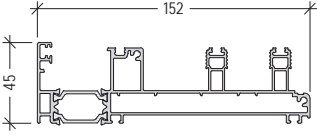
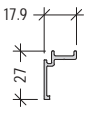
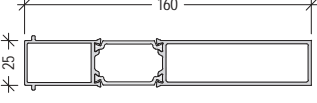
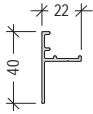
WITH THERMAL BREAK

- Excellent thermal insulation
- Contemporary design
- Secure and reliable system which allows installation of large sliding doors for swimming pools and conservatories
- Special sash for structural glazing
- Highest sunlight penetration and best view toward surrounding landscape without excessive grid lines in the interior view
- Option to install fly screen
- Flat design
- Sash depth: 70 mm, sash height: 102 mm and 88 mm
- Glazing depth up to 52 mm
- Opening – single, double or triple rail



sliding system with thermal break



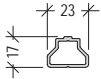
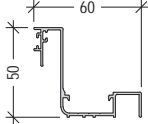
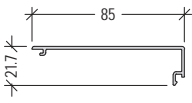
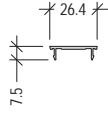
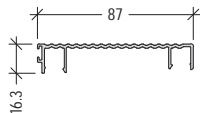
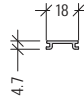
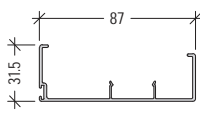
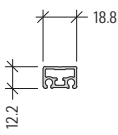
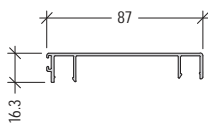
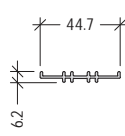
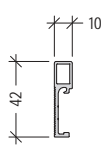
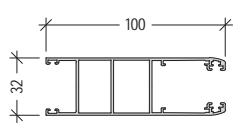
E70

code		profile	weight length moment of inertia	code		profile	weight length moment of inertia
E 70101			2300 g/m L=6.01 m	E 70201			2313 g/m L=6.01 m $I_x=59.7 \text{ cm}^4$ $I_y=57.2 \text{ cm}^4$
E 70102			1500 g/m L=6.01 m	E 70204			2105 g/m L=6.01 m $I_x=45.6 \text{ cm}^4$ $I_y=55.1 \text{ cm}^4$
E 70103			2178 g/m L=6.01 m	E 70510			246 g/m L=6.01 m
E 70104			1507 g/m L=6.01 m	E 70551			1274 g/m L=6.01 m $I_x=25.7 \text{ cm}^4$ $I_y=3.1 \text{ cm}^4$
E 70111			2548 g/m L=6.01 m	E 70600			209 g/m L=6.01 m
E 70153			1995 g/m L=6.01 m $I_x=177.6 \text{ cm}^4$ $I_y=8.90 \text{ cm}^4$	E 70601			269 g/m L=6.01 m

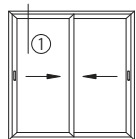
L70-01

sliding system with thermal break


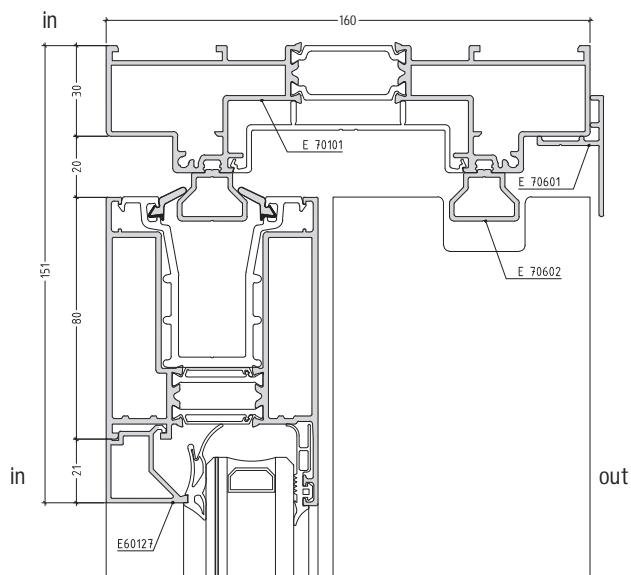
E70

code		profile	weight length moment of inertia	code		profile	weight length moment of inertia
E 70602			277 g/m L=6.01 m	E 70640			597 g/m L=6.01 m
E 70603			486 g/m L=6.01 m	E 19641			130 g/m L=6.01 m
E 70604			594 g/m L=6.01 m	E 70650			103 g/m L=6.01 m
E 70605			667 g/m L=6.01 m	E 70651			265 g/m L=6.01 m
E 70606			569 g/m L=6.01 m	E 70959			238 g/m L=6.01 m
E 70607			386 g/m L=6.01 m	E 19206			1226 g/m L=6.01 m Ix=8.1 cm ⁴ Iy=38.9 cm ⁴

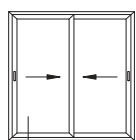
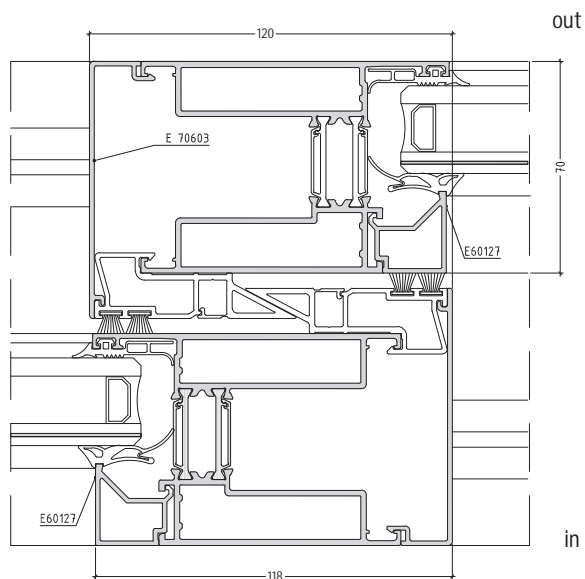
L70-02




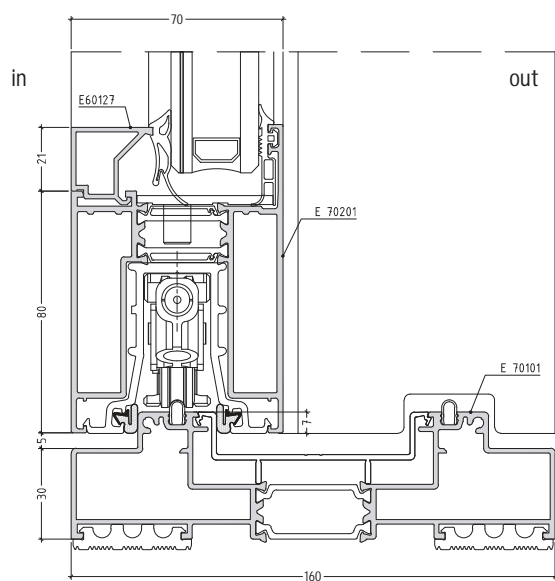
①



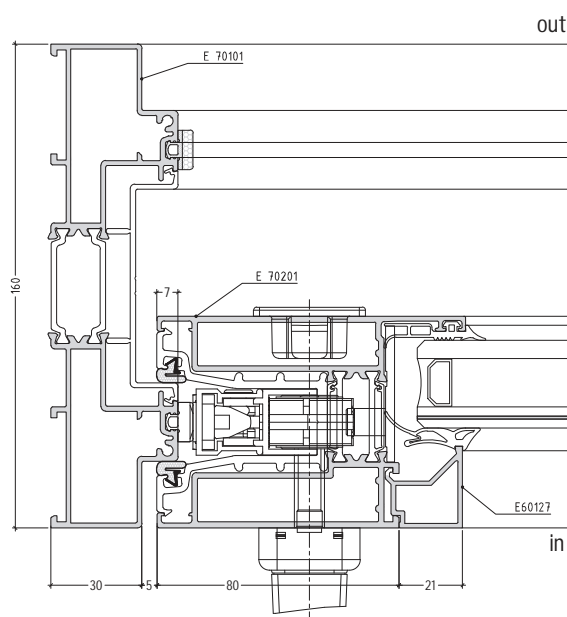
②

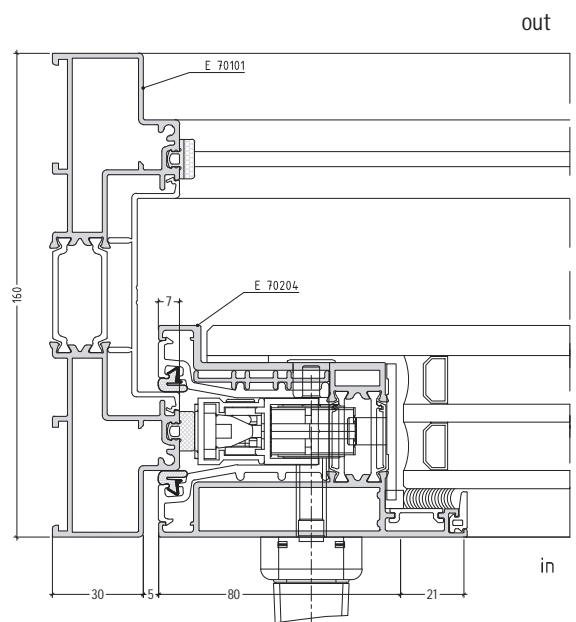
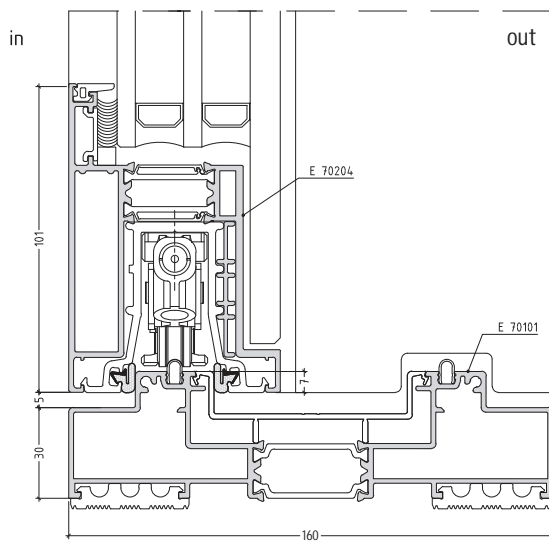
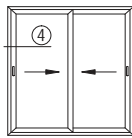
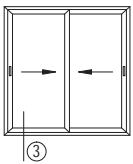
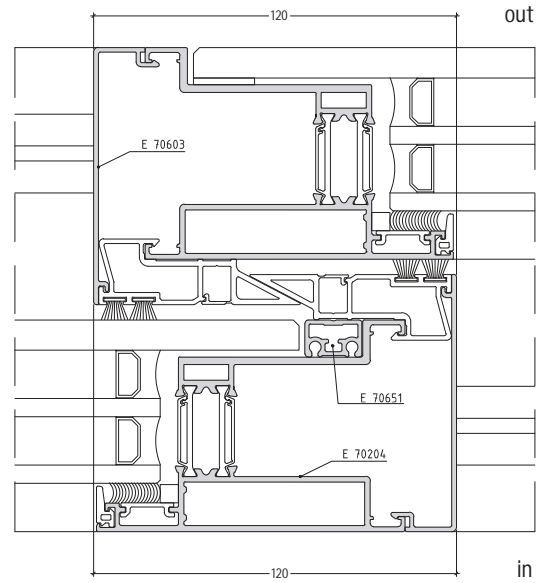
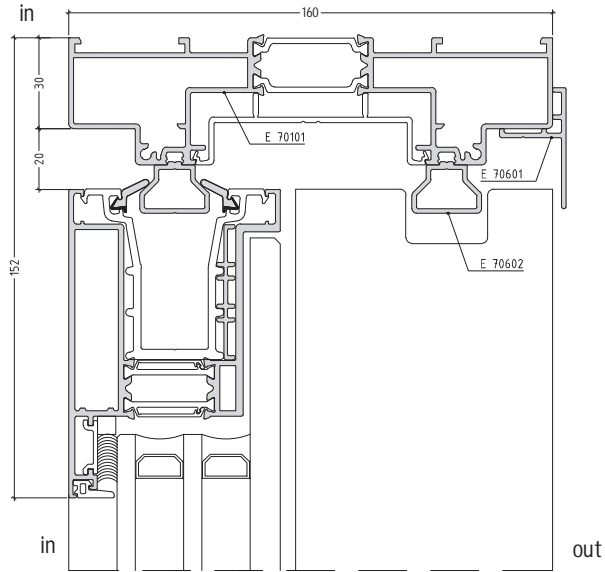
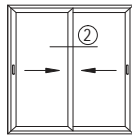













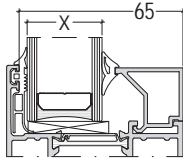
③

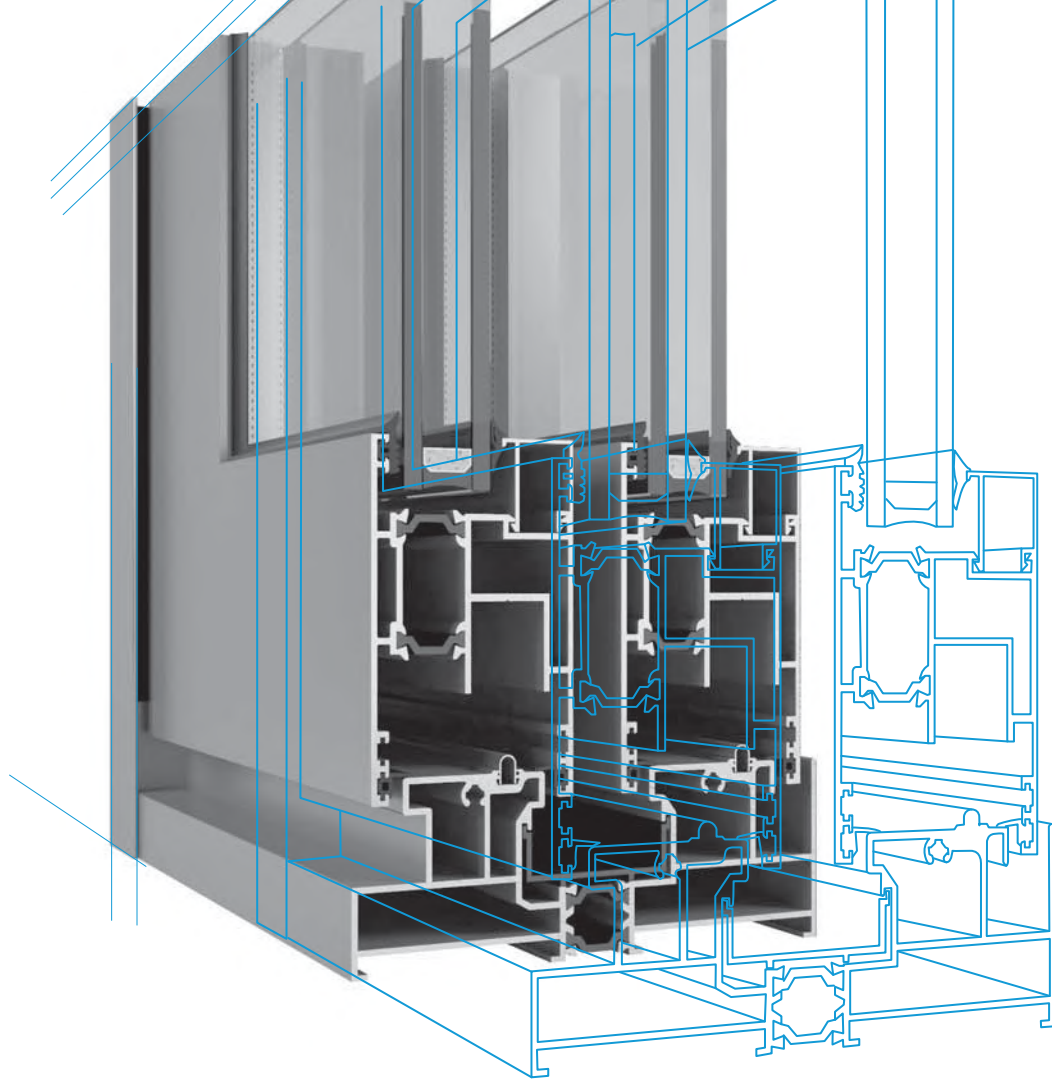


④





external gaskets	INTERNAL GASKETS				GLAZING OPTIONS				
	 5 - 6 mm 130176	 6 mm 130206	 7 mm 130207	 7 - 8 mm 130177	GLAZING BEADS				
 3 mm 130411  4 mm 130153	 5 mm 130205	 6 mm 130206	 7 mm 130207	 8 mm 130208					
	X mm				E601xx	E602xx	E604xx	E605xx	E607xx
130411 130402	50	49	48	47	E60107 <small>old code E114</small>	E60207 <small>old code E144</small>			
130411 130402	47	46	45	44	E60110		E60410 <small>old code E160</small>	E60510 <small>old code E1130</small>	
130411 130402	45	44	43	42	E60112 <small>old code E5317</small>	E60212			E60712
130411 130402	43	42	41	40		E60215			
130411 130402	40	39	38	37	E60117 <small>old code E5311</small>				
130411 130402	38	37	36	35	E60119 <small>old code E5314</small>	E60219 <small>old code E5304</small>	E60419 <small>old code E5394</small>		
130411 130402	35	34	33	32	E60122 <small>old code E5312</small>	E60222 <small>old code E1113</small>	E60422		E60722
130411 130402	32	31	30	29		E60225 <small>old code E5307</small>	E60425 <small>old code E5308</small>		E60725 <small>old code E5348</small>
130411 130402	30	29	28	27	E60127 <small>old code E5325</small>	E60227			
130411 130402	27	26	25	24		E60230	E60430		
130411 130402	25	24	23	22	E60132				
130411 130402	22	21	20	19		E60235	E60435		
130411 130402	20	19	18	17	E60137	E60237			



E3000

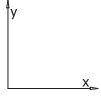

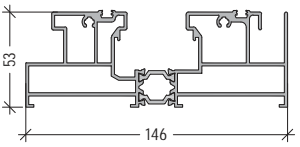
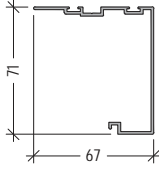
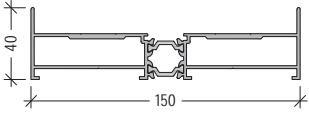
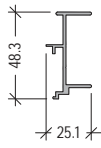
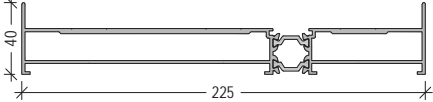
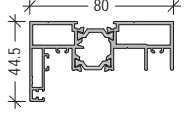
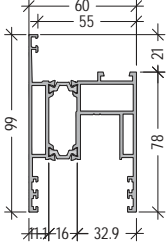
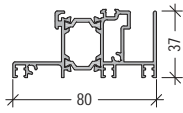
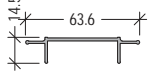
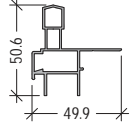
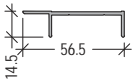
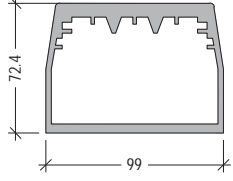
WITH THERMAL BREAK

- Secure and reliable system suitable to execute large sliding doors
- The system enables highest sunlight penetration and best view toward surrounding landscape without excessive grid lines in the exterior view
- 350 kg maximum weight of the sliding frame
- Smooth and light movement of the sliding frames, featuring lift and slide groove
- Double glazing from 18 mm to 42 mm
- New single and double railing with inox elements
- Option to install anti-insect net



sliding system with thermal break


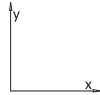
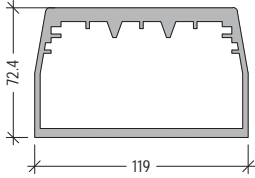
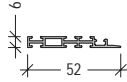
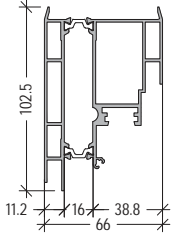
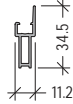
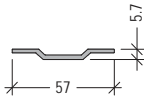
E3000

code		profile	weight length moment of inertia	code		profile	weight length moment of inertia
E 3010			3384 g/m L=6.01 m $I_x=35.24 \text{ cm}^4$ $I_y=233.79 \text{ cm}^4$	E 5396			748 g/m L=6.01 m $I_x=21.04 \text{ cm}^4$ $I_y=10.39 \text{ cm}^4$
E 3003			2260 g/m L=6.01 m $I_x=7.04 \text{ cm}^4$ $I_y=179.85 \text{ cm}^4$	E 5389			432 g/m L=6.01 m $I_x=4.25 \text{ cm}^4$ $I_y=0.38 \text{ cm}^4$
E 3006			3240 g/m L=6.01 m $I_x=9.46 \text{ cm}^4$ $I_y=546.7 \text{ cm}^4$	E 3011			1917.4 g/m L=6.01 m $I_x=6.31 \text{ cm}^4$ $I_y=38.3 \text{ cm}^4$
E 54200			2221 g/m L=6.01 m $I_x=41.83 \text{ cm}^4$ $I_y=40.89 \text{ cm}^4$	E 3012			635.6 g/m L=6.01 m $I_x=6.58 \text{ cm}^4$ $I_y=25.18 \text{ cm}^4$
E 5313			375.6 g/m L=6.01 m $I_x=0.16 \text{ cm}^4$ $I_y=4.72 \text{ cm}^4$	E 5345			638.6 g/m L=6.01 m $I_x=3.94 \text{ cm}^4$ $I_y=3.08 \text{ cm}^4$
E 5395			354 g/m L=6.01 m $I_x=0.18 \text{ cm}^4$ $I_y=4.06 \text{ cm}^4$	E 5388			4835 g/m L=6.01 m $I_x=146.47 \text{ cm}^4$ $I_y=188.83 \text{ cm}^4$

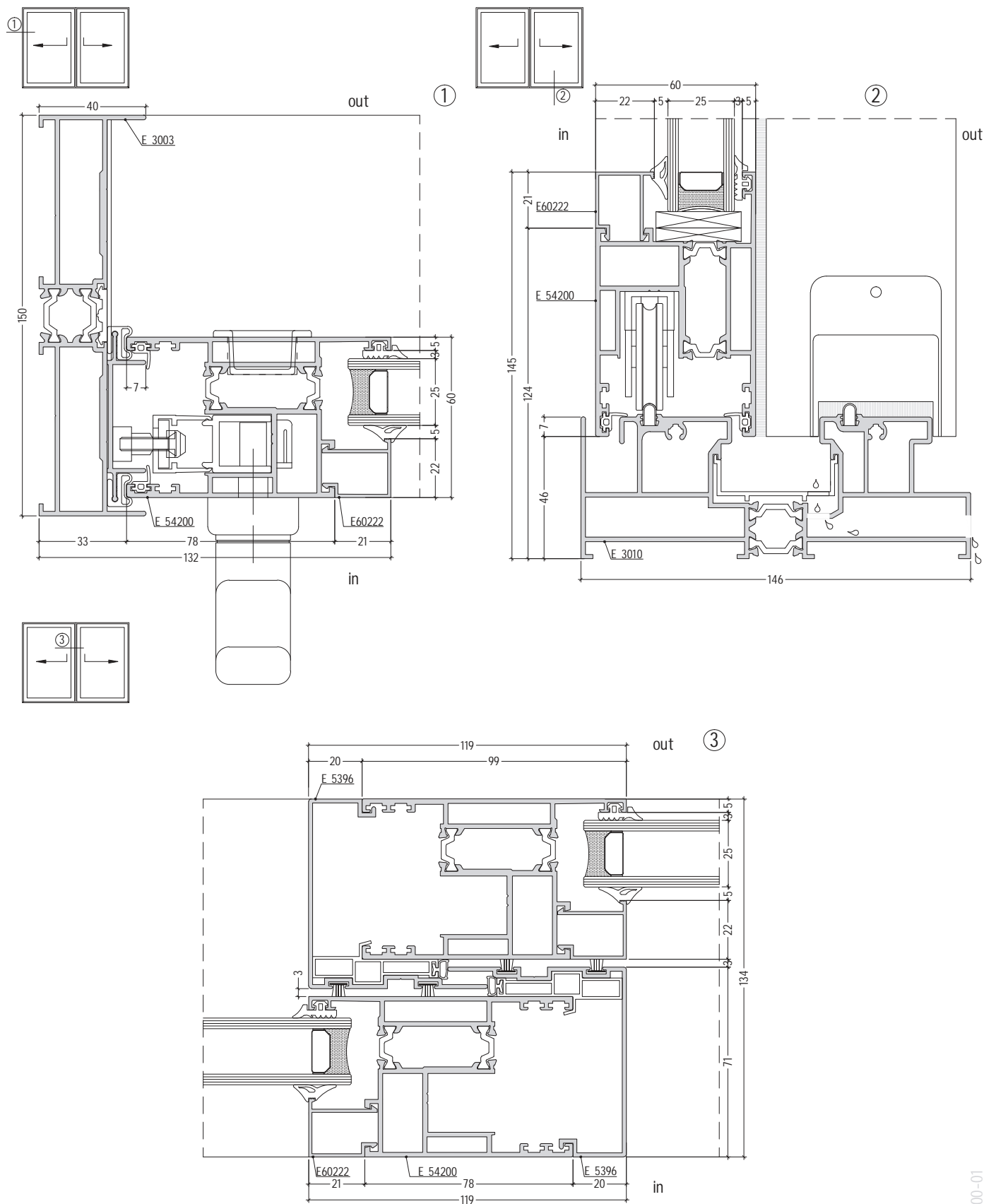
L3000-01

sliding system with thermal break

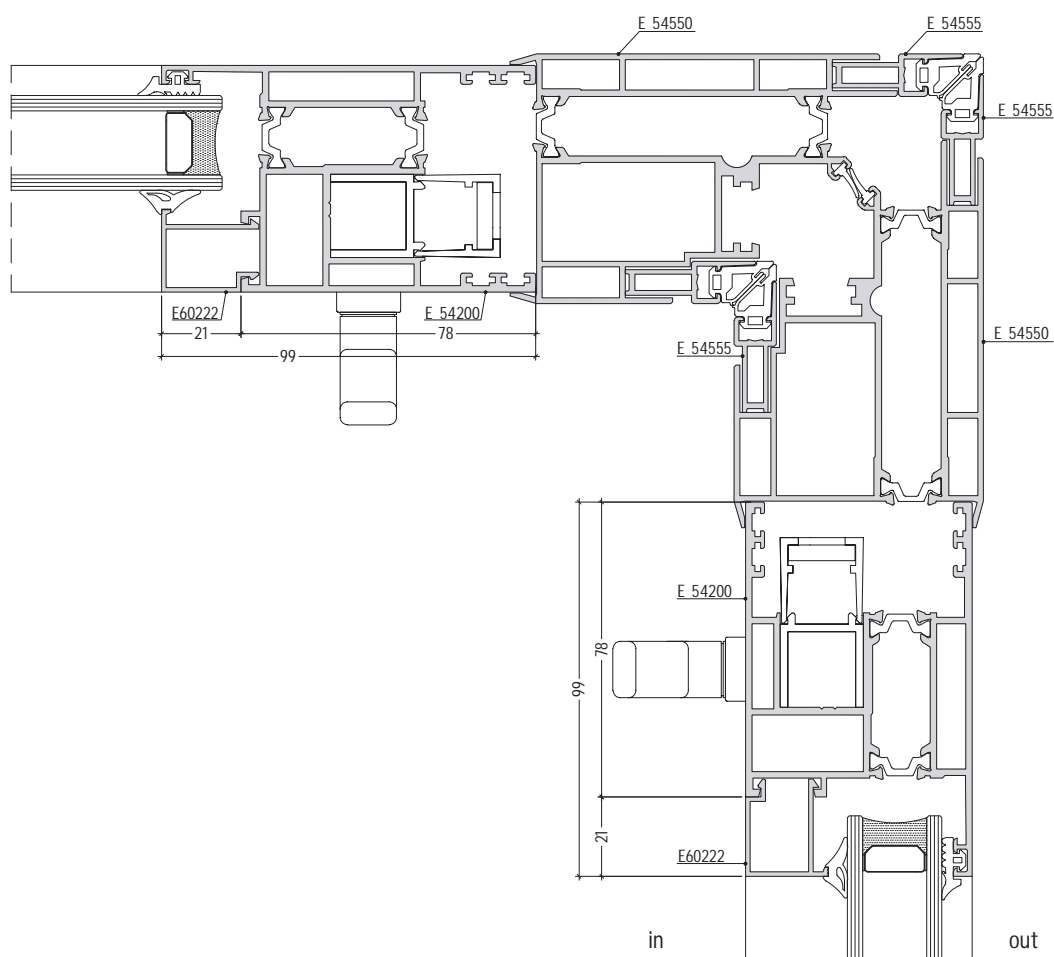
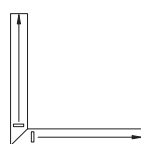
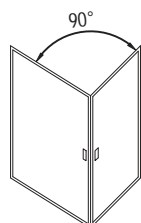
E3000

code		profile	weight length moment of inertia	code		profile	weight length moment of inertia
E 5387			5443 g/m L=6.01 m $I_x=171.79 \text{ cm}^4$ $I_y=298.33 \text{ cm}^4$	E 54500			313 g/m L=6.01 m
E 54550			2467 g/m L=6.01 m $I_x=62.8 \text{ cm}^4$ $I_y=39.4 \text{ cm}^4$	E 54555			254 g/m L=6.01 m
E 62002			365 g/m L=6.01 m				

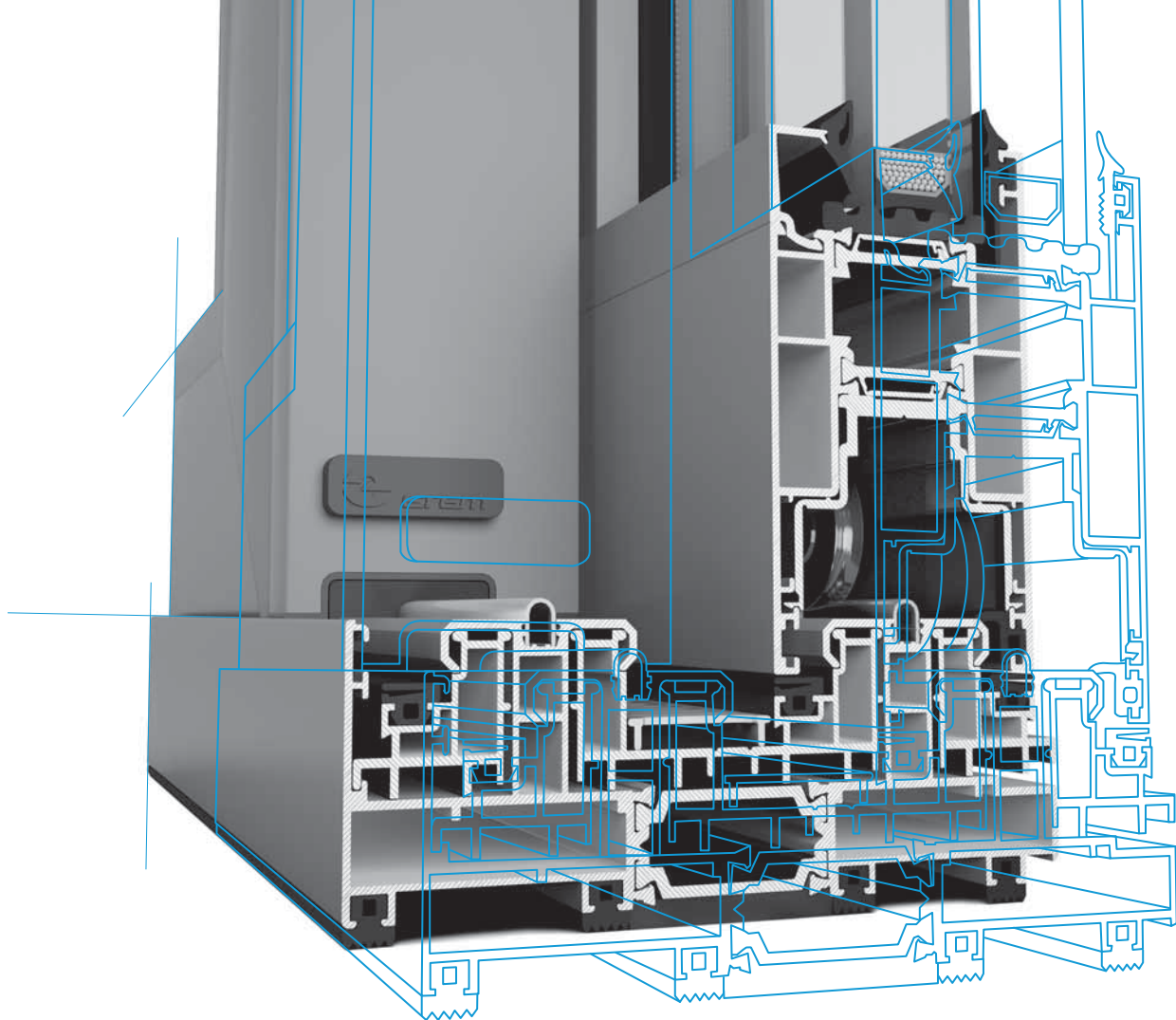
L3000-02



D3000-01



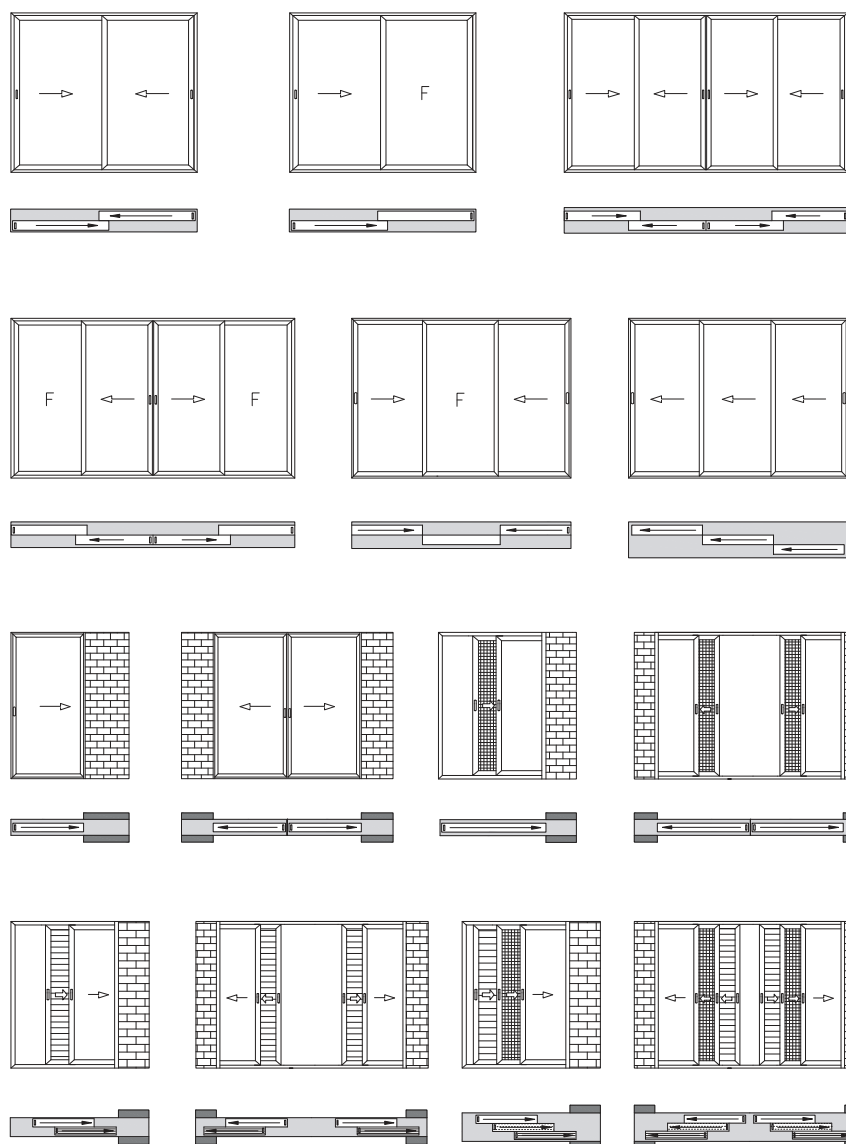
external gaskets	INTERNAL GASKETS					GLAZING OPTIONS						
	3 mm 130411 130402	5 - 6 mm 130176	7 - 8 mm 130177	5 mm 130205	6 mm 130206	7 mm 130207	8 mm 130208	10 mm 130210	GLAZING BEADS			
4 mm 130153	X mm					E601xx	E602xx	E604xx	E605xx	E607xx		
130411 130402	40	39	38	37	35	E60107 old code E1114	E60207 old code E1144					
130153	39	38	37	36	34							
130411 130402	37	36	35	34	32	E60110		E60410 old code E1160	E60510 old code E1139			
130153	36	35	34	33	31							
130411 130402	35	34	33	32	30	E60112 old code E5317	E60212					E60712
130153	34	33	32	31	29							
130411 130402	33	32	31	30	28		E60215					
130153	32	31	30	29	27							
130411 130402	30	29	28	27	25	E60117 old code E5311						
130153	29	28	27	26	24							
130411 130402	28	27	26	25	23	E60119 old code E5314	E60219 old code E5304	E60419 old code E5304				
130153	27	26	25	24	22							
130411 130402	25	24	23	22	20	E60122 old code E5312	E60222 old code E1113	E60422				E60722
130153	24	23	22	21	19							
130411 130402	22	21	20	19	17		E60225 old code E5307	E60425 old code E5306				E60725 old code E5349
130153	21	20	19	18	16							
130411 130402	20	19	18	17	15	E60127 old code E5325	E60227					
130153	19	18	17	16	14							
130411 130402	17	16	15	14	12		E60230	E60430				
130153	16	15	14	13	11							
130411 130402	15	14	13	12	10	E60132						
130153	14	13	12	11	9							
130411 130402	12	11	10	9	7		E60235	E60435				
130153	11	10	9	8	6							



E50

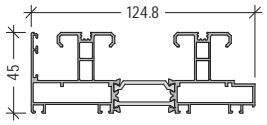
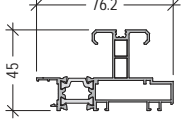
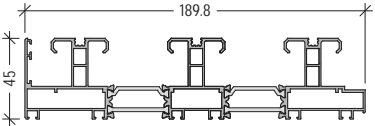
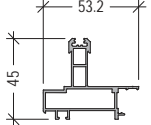
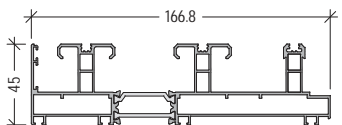
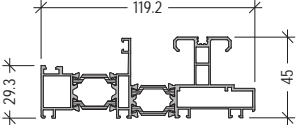
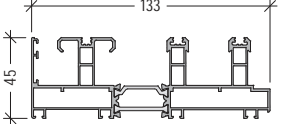
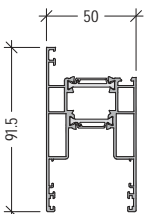
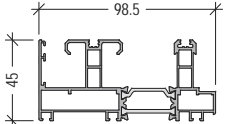
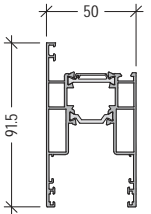
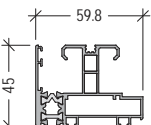
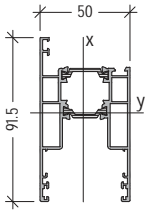
WITH THERMAL BREAK

- Robust constructions for large and medium opening with 50 mm sash
- Contemporary aesthetics with in straight line design
- Easy operation with lift and slide mechanism
- Excellent water tightness characteristics with specially designed drainage system
- Thermal insulation characteristics comparable to systems of higher thermal insulation categories
- Possibility for the majority of typologies in residential and commercial applications
- Capability of powder painting in any RAL colour, special woodgrain patterns and other surface processing methods – anodizing



sliding system with thermal break

E50

code	profile	weight length moment of inertia	code	profile	weight length moment of inertia
E50100 Double rail		2098 g/m L=6.01 m	E50111 Additional single rail		1216 g/m L=6.01 m
E50102 Triple rail		3169 g/m L=6.01 m	E50112 Supplementary profile		724 g/m L=6.01 m
E50103 Triple rail		2643 g/m L=6.01 m	E50150 Frame for sliding-fixed window		2052 g/m L=6.01 m
E50104 Triple rail		2398 g/m L=6.01 m	E50201 Sash		1662 g/m L=6.01 m Ix=22.4 cm ⁴ Iy=33.8 cm ⁴
E50105 Rail for glazing & insect screen		1836 g/m L=6.01 m	E50202 Sash		1649g/m L=6.01 m Ix=22.2 cm ⁴ Iy=32.8 cm ⁴
E50110 Single rail		1313 g/m L=6.01 m	E50203 Sash		1633 g/m L=6.01 m Ix=22.2 cm ⁴ Iy=32.8 cm ⁴

L50-01

sliding system with thermal break

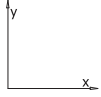

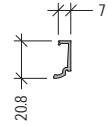
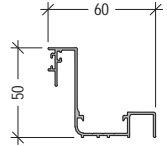
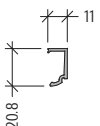
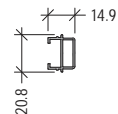
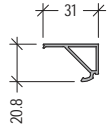
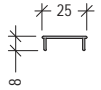
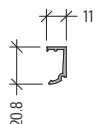

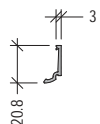
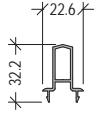
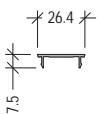
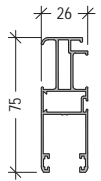
E50

code	profile	weight length moment of inertia	code	profile	weight length moment of inertia
E50250 Narrow center sash		922 g/m L=6.01 m	E50502 Interlock profile for E50250		554 g/m L=4.80 m I _x =0.0 cm ⁴ I _y =0.0 cm ⁴
E50301 Sash transom		1328 g/m L=6.01 m	E50600 Drip profile		211 g/m L=6.01 m
E50210 Sash for blinds		1064 g/m L=6.01 m	E50601 Supplementary profile for rail-frame E50150		418 g/m L=6.01 m
E50500 Adjoining profile with wings		830 g/m L=6.01 m I _x =6.0 cm ⁴ I _y =1.8 cm ⁴	E50602 Reinforce profile for sash E50250		1220 g/m L=6.01 m
E50501 interlock profile		537 g/m L=6.01 m I _x =1.6 cm ⁴ I _y =10.5 cm ⁴	E50650 Rail cover		352 g/m L=6.01 m
E50510 Adjoining profiles for blinds		396 g/m L=6.01 m	E50651 Rail cover		296 g/m L=6.01 m

L50-02

sliding system with thermal break



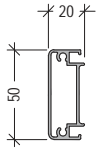
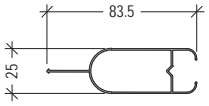
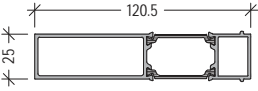
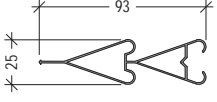
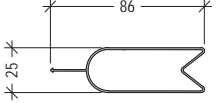
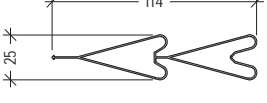
E50

code		profile	weight length moment of inertia	code		profile	weight length moment of inertia
E50687 Glazing bead			140 g/m L=6.01 m	E70640 Wall joining profile			597 g/m L=4.80 m
E50680 Glazing bead			154 g/m L=6.01 m	E50900 Connecting rod			186 g/m L=6.01 m
E50681 Glazing bead			300 g/m L=6.01 m	E50901 Aluminium drainage grill (available <u>only</u> perforated)			124 g/m L=6.01 m
E50682 Glazing bead <u>ONLY for anodizing</u>			157 g/m L=6.01 m	E50902 Aluminium drainage grill (available <u>only</u> perforated)			100 g/m L=6.01 m
E50683 Glazing bead			125 g/m L=6.01 m	E19512 Adjoining profile for fly screen			284 g/m L=4.80 m
E19641 Cover for E70640			130 g/m L=4.80 m	E22214 Fly screen sash			857 g/m L=6.01 m

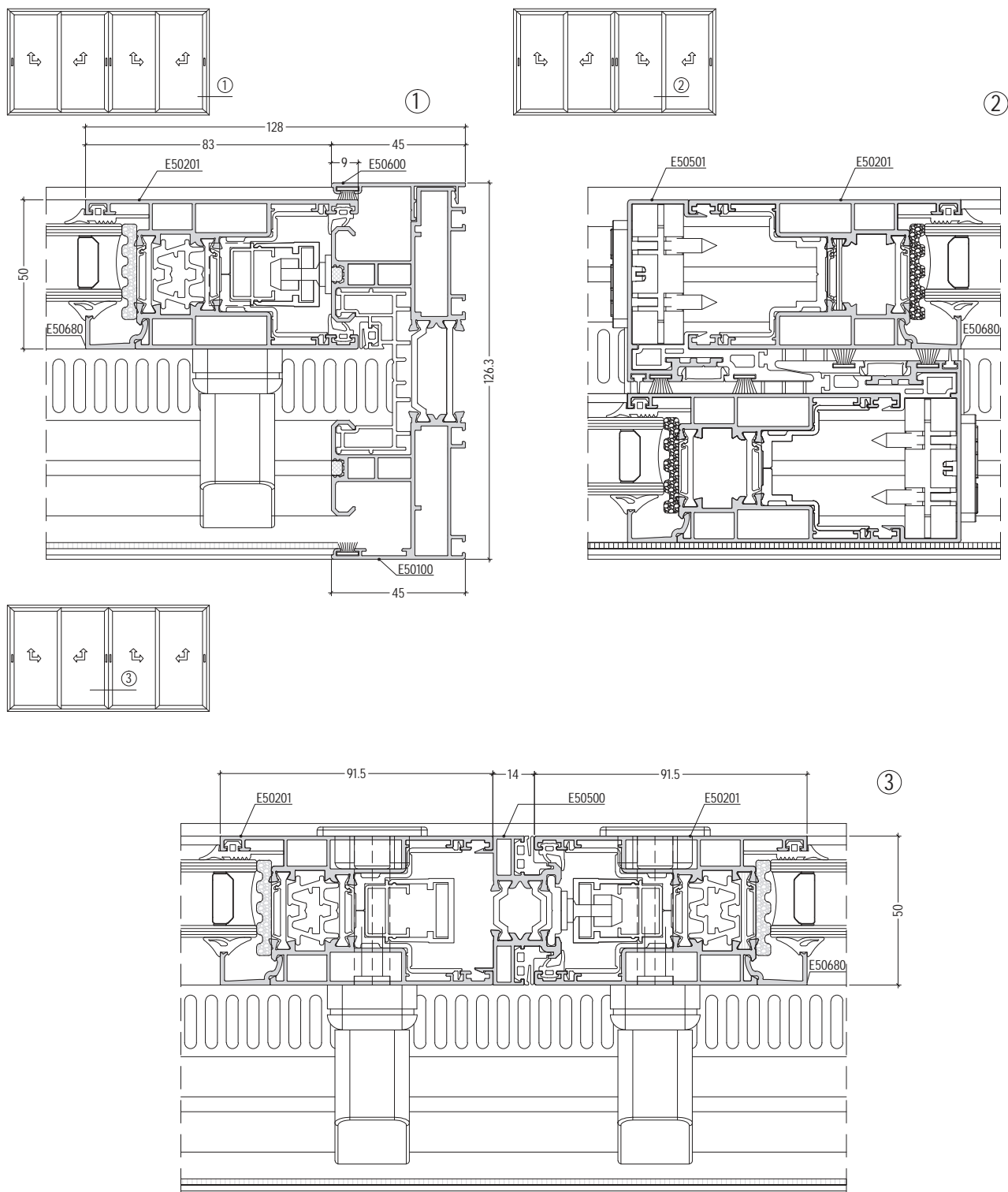
L50-03

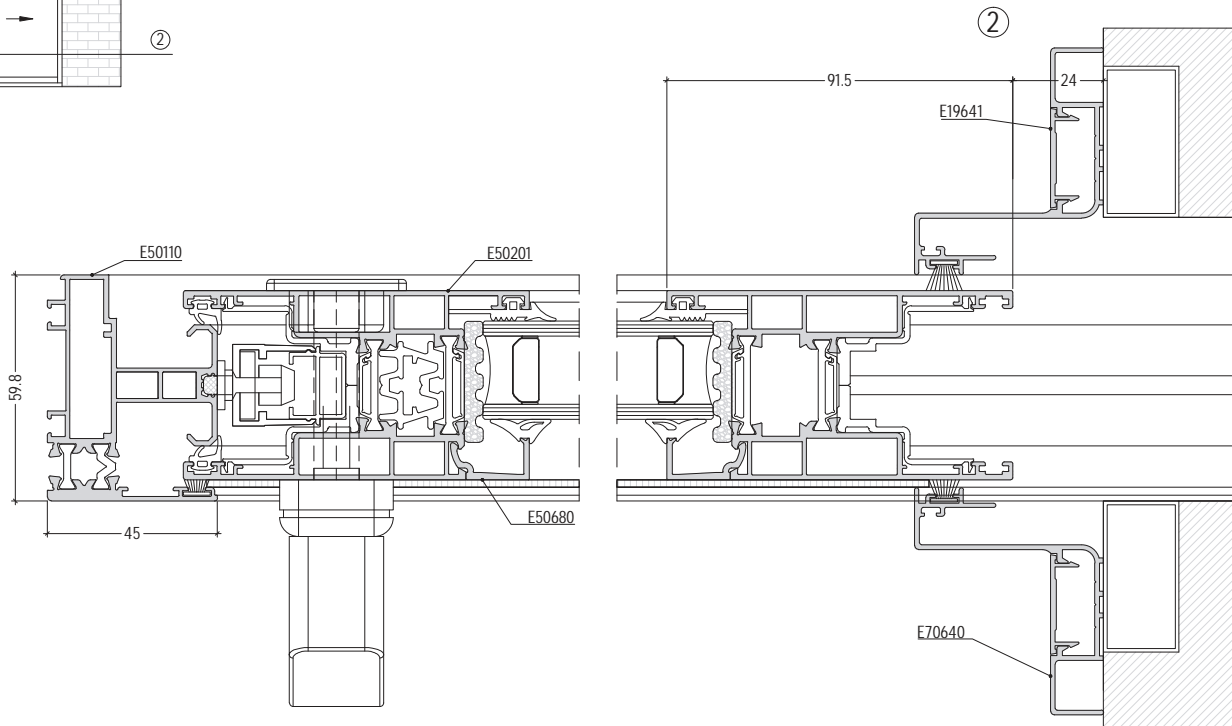
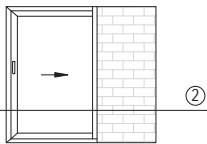
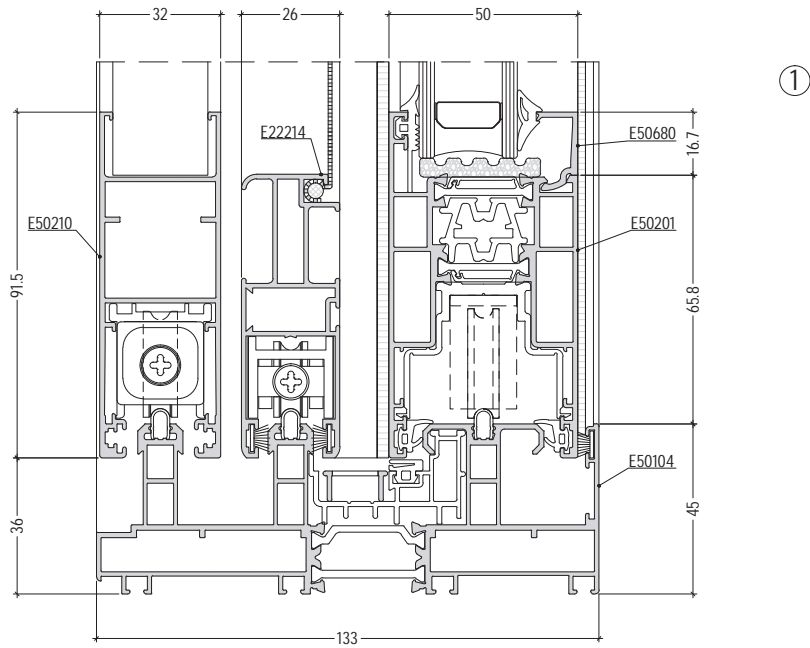
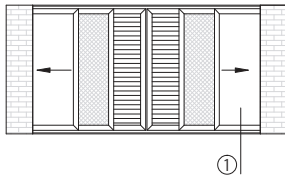
sliding system with thermal break

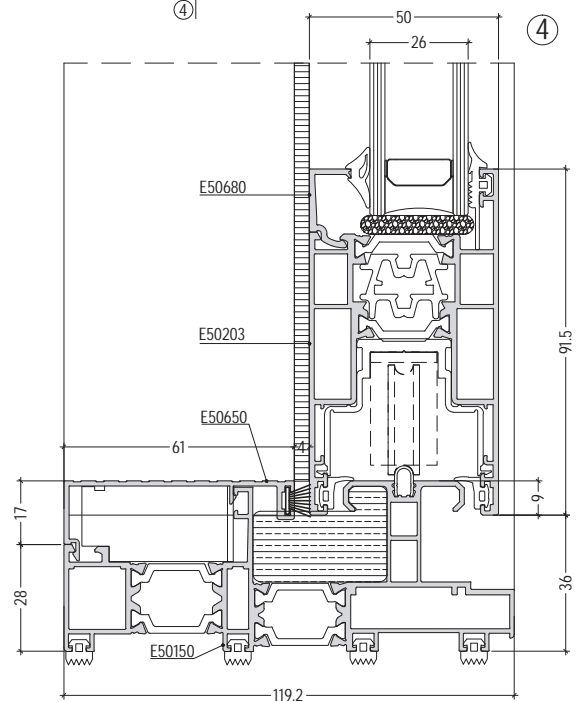
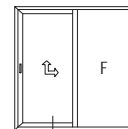
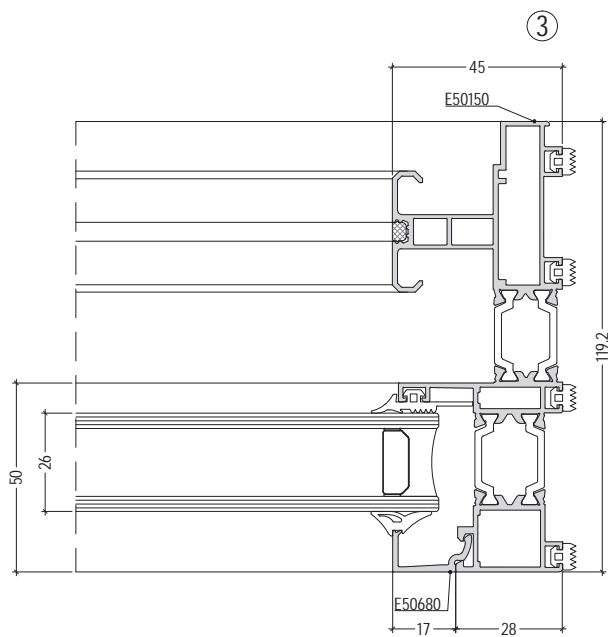
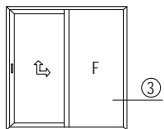
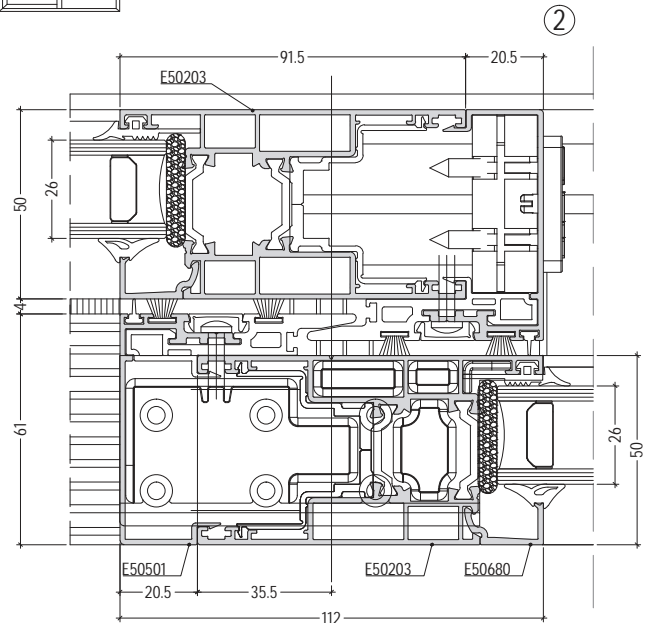
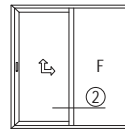
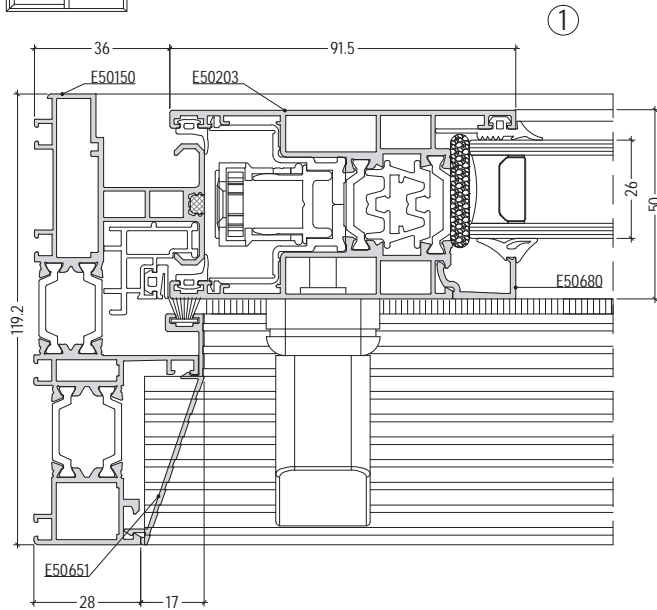
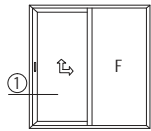
E50




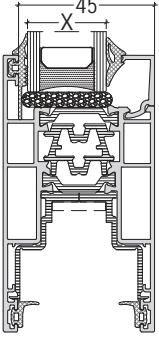





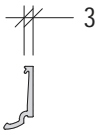
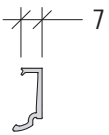
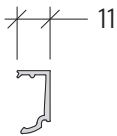
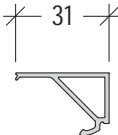
code		profile	weight length moment of inertia	code		profile	weight length moment of inertia
E22215 Transom for fly screen sash			591 g/m L=6.01 m	E1507 Shutter blind			427 g/m L=6.01 m
E50690 Intermediate profile			1550 g/m L=6.01 m	E1508 Shutter blind			545 g/m L=6.01 m
E1505 Shutter blind			510 g/m L=6.01 m	E1509 Shutter blind			664 g/m L=6.01 m

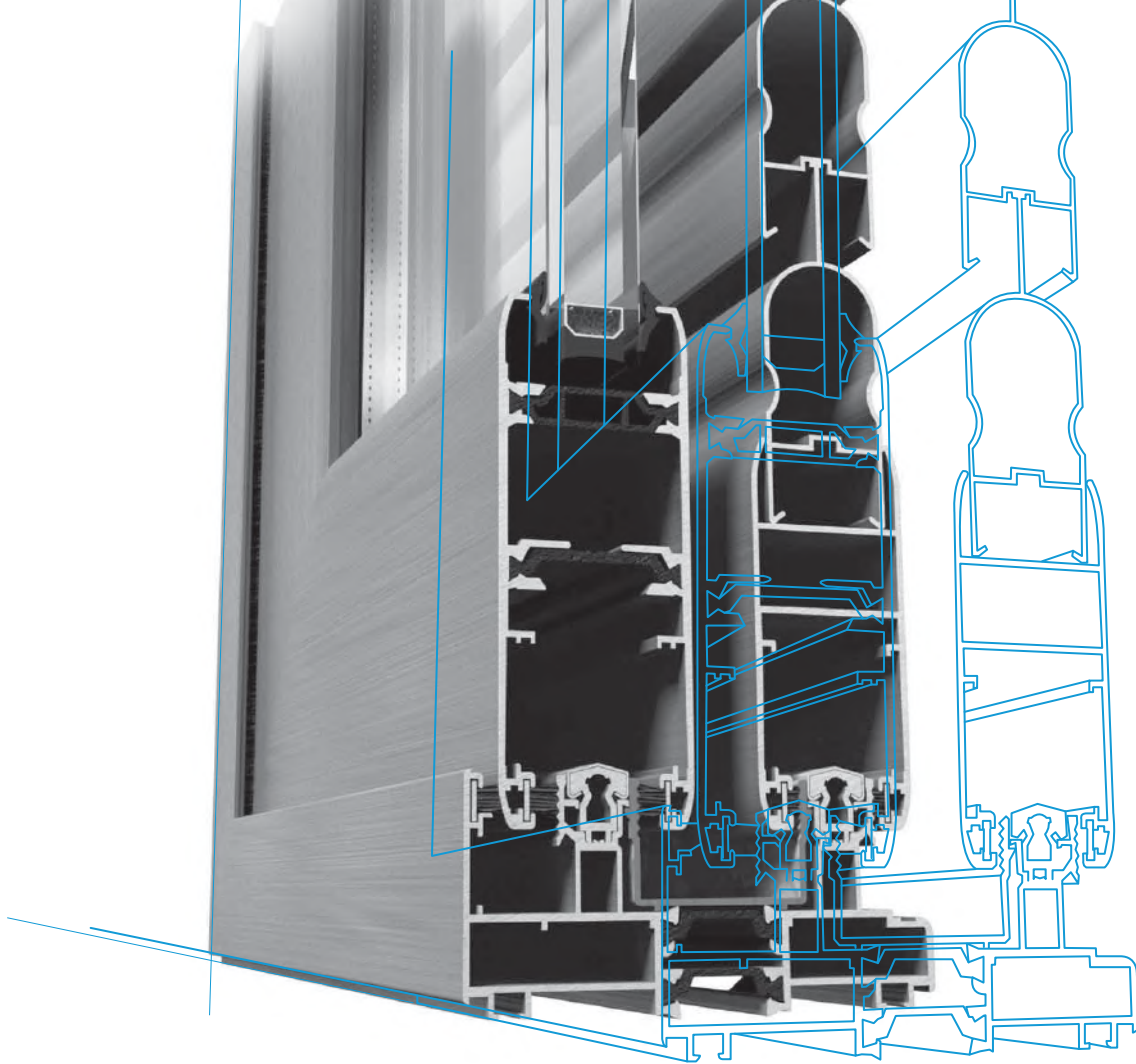
L50-04







GLAZING OPTIONS					
external gaskets	INTERNAL GASKETS				GLAZING BEADS
	 3 mm 130411	 5 - 6 mm 130176	 7 - 8 mm 130177		
 3 mm 130759	5 mm 130205 	6 mm 130206 	7 mm 130207 	8 mm 130208 	
	X mm				
130411 130759	34	33	32	31	E50683 
130411 130759	30	29	28	27	E50687 
130411 130759	26	25	24	23	E50680 (E50682 anod.) 
130411 130759	6	-	-	-	E50681 



E52


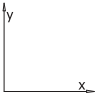
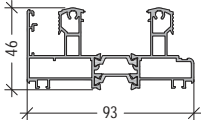
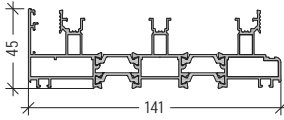
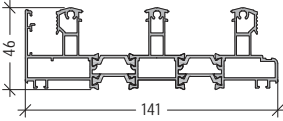
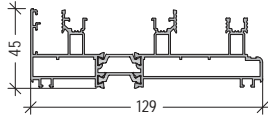
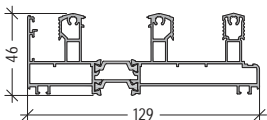
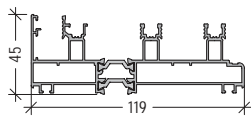
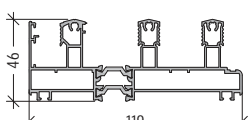
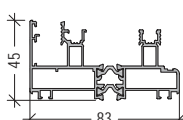
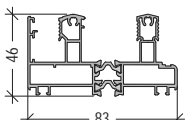
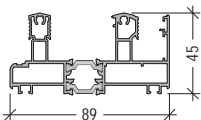
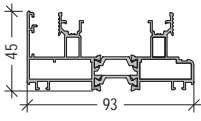
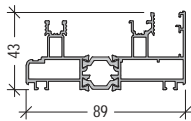
WITH THERMAL BREAK

- Sashes with glazing , anti-insect and protective nets, blinds for sliding shutters
- 34 mm polyamide bands
- Adjustable overlap of the sash up to 12 mm overlap
- Patented inox railings for smooth and silent movement of the sash.
- Maximum load of the sliding sash – 200 kg
- Aluminium hardware and PVC hardware with multiple locks
- Combination of brushes with polyethylene parts against deformation after wetting.



sliding system with thermal break



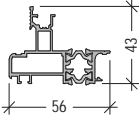
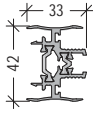

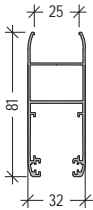

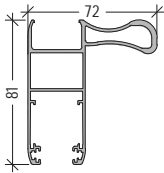
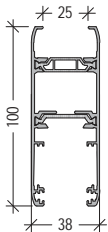
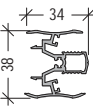
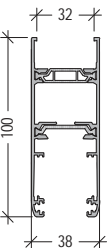

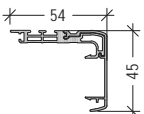
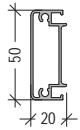
E52

code		profile	weight length moment of inertia	code		profile	weight length moment of inertia
E 52101			1734 g/m L=6.01 m Ix=11.15 cm ⁴ Iy=51.15 cm ⁴	E 52112			2294 g/m L=6.01 m Ix=9.74 cm ⁴ Iy=149.8 cm ⁴
E 52102			2572 g/m L=6.01 m Ix=15.96 cm ⁴ Iy=163.95 cm ⁴	E 52113			2009 g/m L=6.01 m Ix=9.23 cm ⁴ Iy=117.94 cm ⁴
E 52103			2250 g/m L=6.01 m Ix=14.52 cm ⁴ Iy=129.81 cm ⁴	E 52114			1936 g/m L=6.01 m Ix=8.76 cm ⁴ Iy=92.54 cm ⁴
E 52104			2166 g/m L=6.01 m Ix=13.94 cm ⁴ Iy=101.4 cm ⁴	E 52115			1502 g/m L=6.01 m Ix=7.02 cm ⁴ Iy=35.27 cm ⁴
E 52105			1659 g/m L=6.01 m Ix=10.74 cm ⁴ Iy=37.85 cm ⁴	E 52106			1699 g/m L=6.01 m Ix=10.75 cm ⁴ Iy=45.32 cm ⁴
E 52111			1567 g/m L=6.01 m Ix=7.38 cm ⁴ Iy=47.65 cm ⁴	E 52116			1542 g/m L=6.01 m Ix=7.03 cm ⁴ Iy=42.06 cm ⁴

L52-01

sliding system with thermal break

E52

code		profile	weight length moment of inertia	code		profile	weight length moment of inertia
E 52117			941 g/m L=6.01 m $I_x=3.56 \text{ cm}^4$ $I_y=7.31 \text{ cm}^4$	E 52510			921 g/m L=6.01 m $I_x=5.19 \text{ cm}^4$ $I_y=1.54 \text{ cm}^4$
E19602 inox			L=6.01 m	E 19202			896 g/m L=6.01 m $I_x=18.02 \text{ cm}^4$ $I_y=6.03 \text{ cm}^4$
E19900			162 g/m L=6.01 m	E 19204			1517 g/m L=6.01 m $I_x=33.5 \text{ cm}^4$ $I_y=29.57 \text{ cm}^4$
E 52201			1600 g/m L=6.01 m $I_x=39.08 \text{ cm}^4$ $I_y=14.03 \text{ cm}^4$	E 19510			673 g/m L=4.8m $I_x=3.5 \text{ cm}^4$ $I_y=1.64 \text{ cm}^4$
E 52202			1616 g/m L=6.01 m $I_x=39.46 \text{ cm}^4$ $I_y=14.24 \text{ cm}^4$	E 19511			310 g/m L=4.8m $I_x=0.36 \text{ cm}^4$ $I_y=0.99 \text{ cm}^4$
E 52500			300 g/m L=4.8m $I_x=2.86 \text{ cm}^4$ $I_y=0.57 \text{ cm}^4$	E 22215			591 g/m L=6.01 m $I_x=6.93 \text{ cm}^4$ $I_y=0.93 \text{ cm}^4$

L52-02

sliding system with thermal break


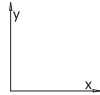
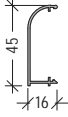
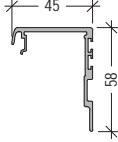
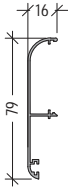

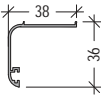
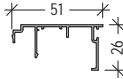

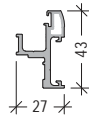
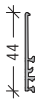
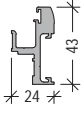
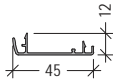
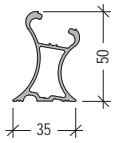
E52

code		profile	weight length moment of inertia	code		profile	weight length moment of inertia
E 22214			857 g/m L=6.01 m $I_x=16.3 \text{ cm}^4$ $I_y=2.7 \text{ cm}^4$	E 19641			130 g/m L=4.8m
E 22210			1480 g/m L=6.01 m $I_x=34.17 \text{ cm}^4$ $I_y=11.07 \text{ cm}^4$	E 19650			103 g/m L=6.01 m
E 22603			1054 g/m L=6.01 m $I_x=11.17 \text{ cm}^4$ $I_y=5.2 \text{ cm}^4$	E 19651			100 g/m L=6.01 m
E 19512			284 g/m L=4.8m $I_x=0.32 \text{ cm}^4$ $I_y=0.9 \text{ cm}^4$	E 19660			273 g/m L=6.01 m
E 19600			180 g/m L=6.01 m	E 19910			436 g/m L=6.01 m
E 19640			562 g/m L=4.8m	E 22605			173 g/m L=6.01 m

L52-03

sliding system with thermal break

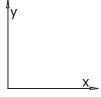


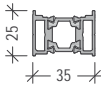
E52

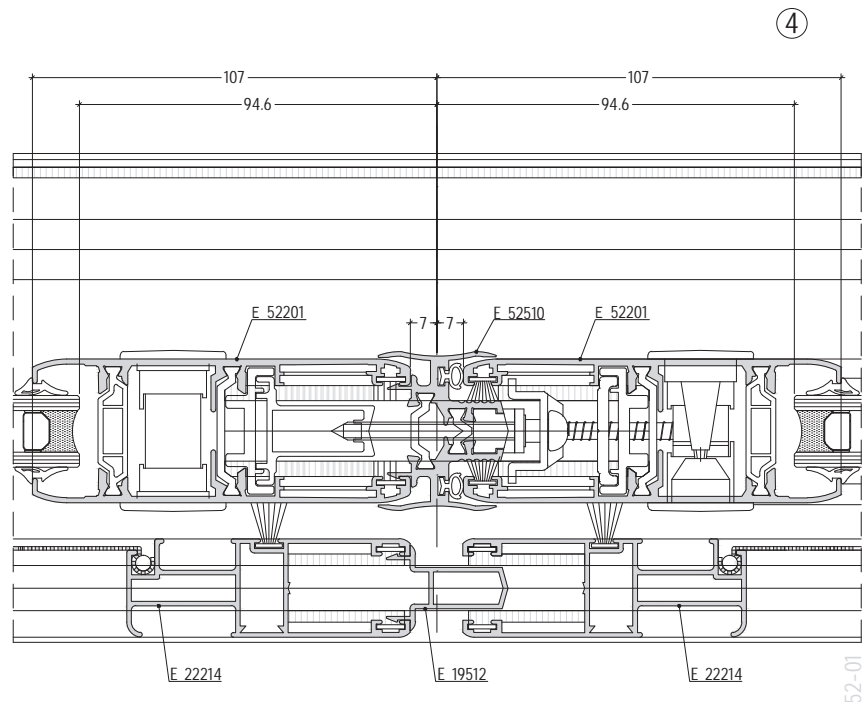
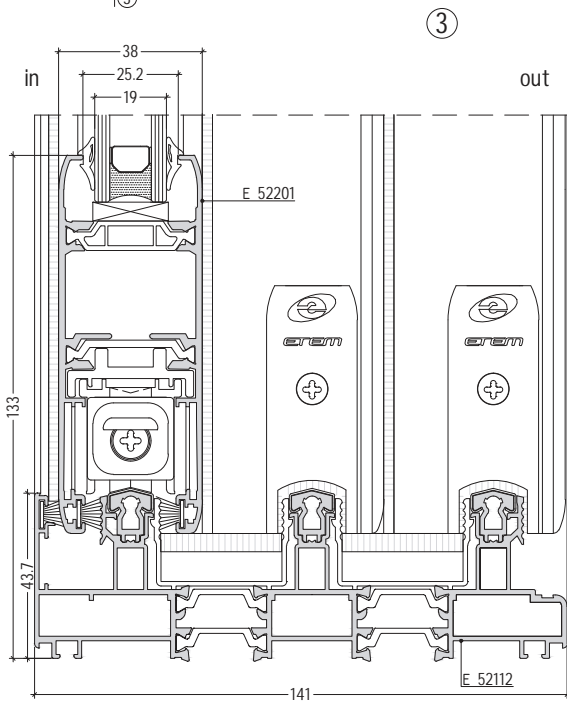
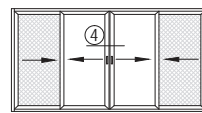
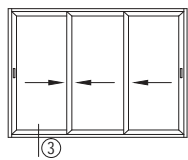
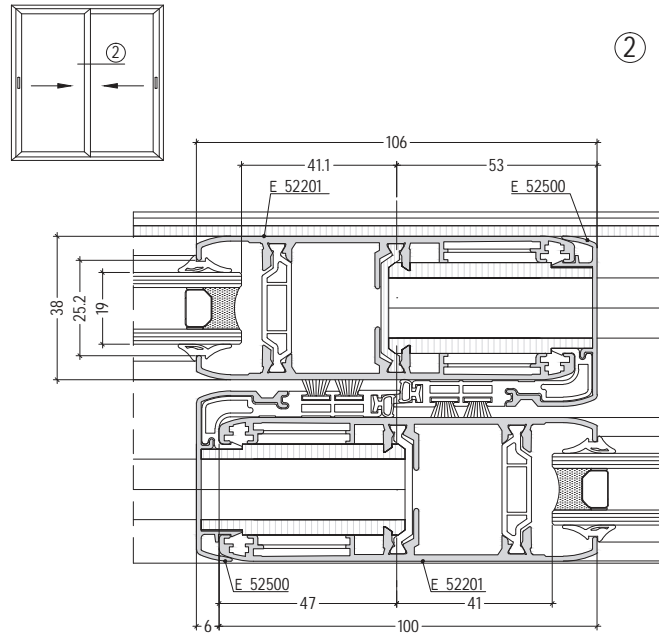
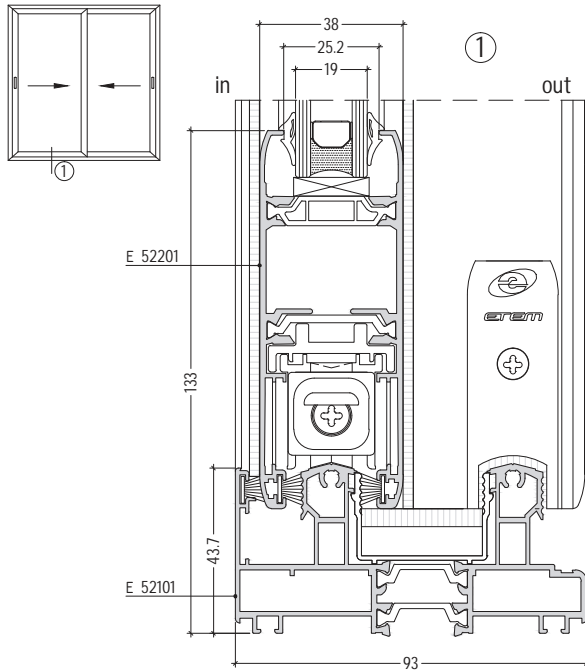
code		profile	weight length moment of inertia	code		profile	weight length moment of inertia
E 52620			235 g/m L=6.01 m	E 52515			688 g/m L=6.01 m
E 52621			383 g/m L=6.01 m $I_x=8.52 \text{ cm}^4$ $I_y=0.27 \text{ cm}^4$	E 52600			185 g/m L=6.01 m
E 5366			269 g/m L=6.01 m	E 52601			362 g/m L=6.01 m
E 52107			208 g/m L=6.01 m	E 52623			670 g/m L=6.01 m
E 52110			251 g/m L=6.01 m	E 52624			648 g/m L=6.01 m
E 52501			230.6 g/m L=6.01 m	E 52625			753 g/m L=6.01 m

L52-04



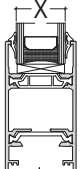
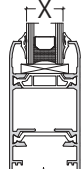









sliding system with thermal break

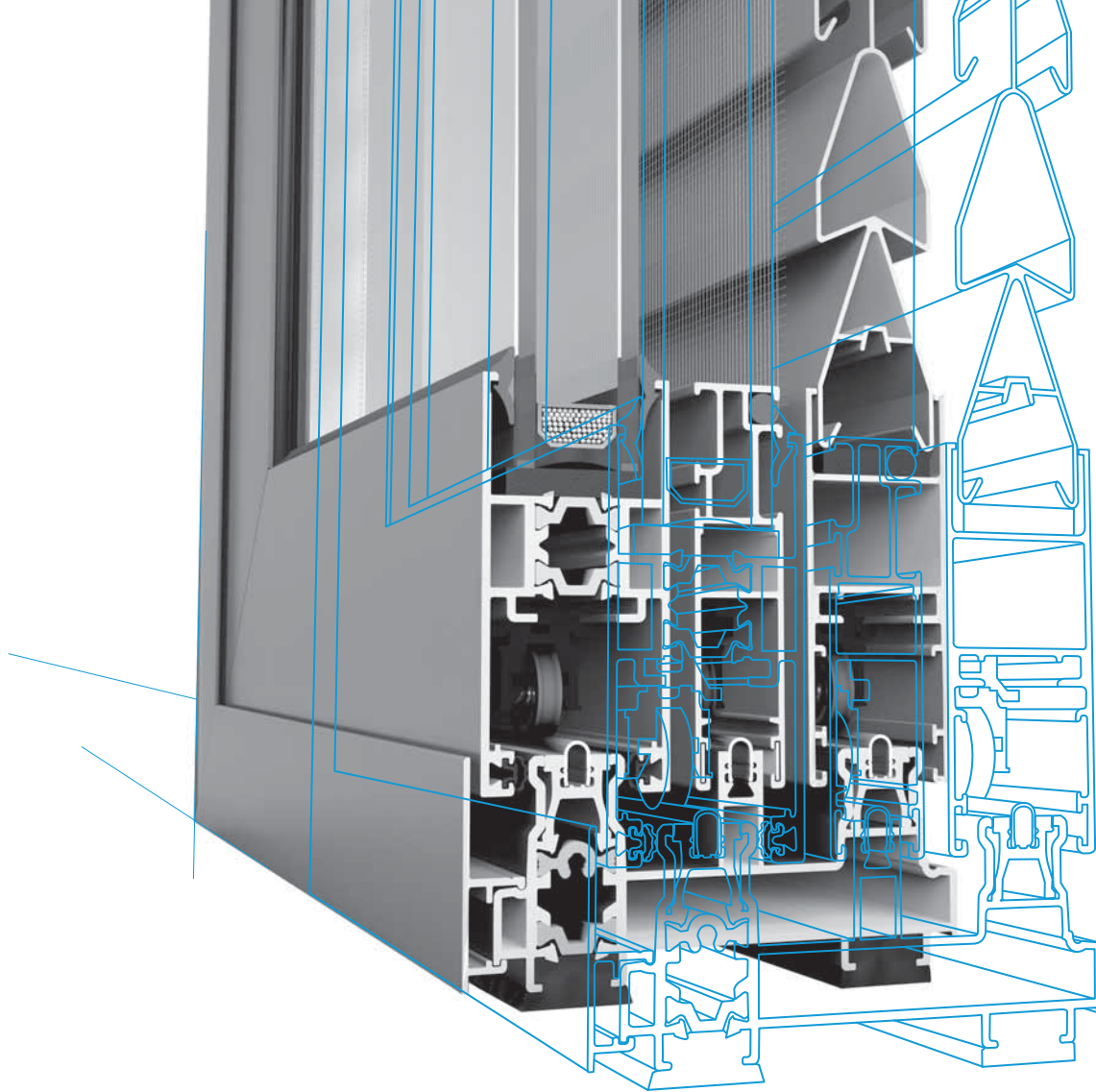
E52

code		profile	weight length moment of inertia	code		profile	weight length moment of inertia
E 52100			251 g/m L=6.01 m	E 52901			788 g/m L=6.01 m Ix=1.23 Iy=3.73



D52-01

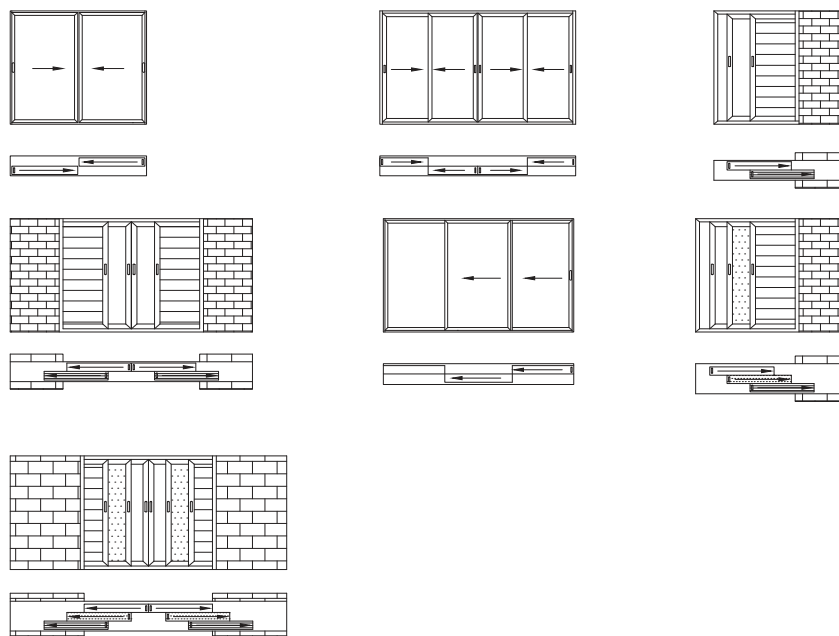
GLAZING OPTIONS						
INTERNAL GASKETS					SASHES	
2x  5 - 6 mm 130176		2x  7 - 8 mm 130177				
2x5 mm 990619 	2x6 mm 130207 	2x7 mm 130207 	2x8 mm 130208 	2x10 mm 994412 	E 52202 	E 52201 
X mm					1	2
22	20	18	16	12	E 52202 	
15	13	11	9	5		E 52201 



E36

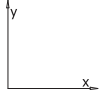

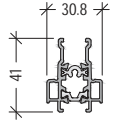
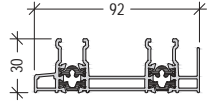
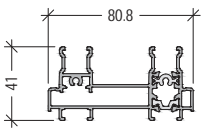
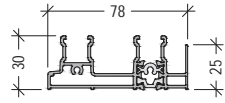
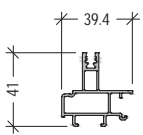
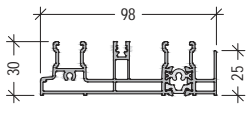
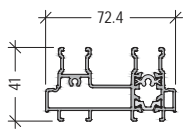
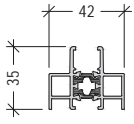
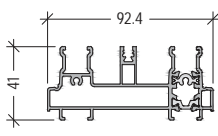
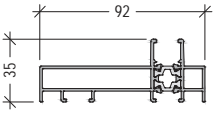
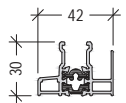
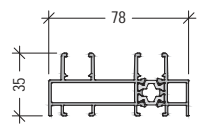
WITH THERMAL BREAK

- Innovative design with excellent thermal insulating characteristics in a 36 mm sash system
- Ability to use lift and slide mechanism
- Very narrow frame
- Improved aesthetic result with straight line design
- Very low profile frame of 25 mm
- Sash height of only 75 mm
- Improved water tightness characteristics with specially designed drainage
- Improved air tightness with EPDM gaskets
- Powder coating in any RAL colour, special wood-imitating types of coating, as well as other types of surface processing – anodizing



sliding system with thermal break



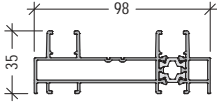
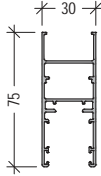
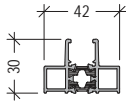
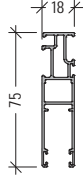
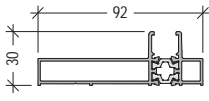
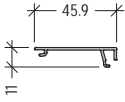
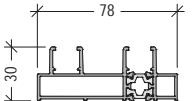

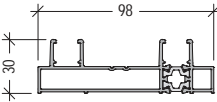
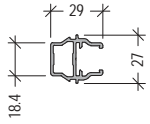
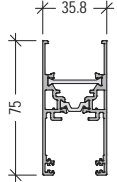
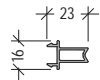
E36

code		profile	weight length moment of inertia	code		profile	weight length moment of inertia
E 36100			838 g/m L=6.01 m	E 36111			1609 g/m L=6.01 m
E 36101			1610 g/m L=6.01 m	E 36113			1340 g/m L=6.01 m
E 36102			627 g/m L=6.01 m	E 36115			1695 g/m L=6.01 m
E 36103			1455 g/m L=6.01 m	E 36130			898 g/m L=4.80 m
E 36105			1820 g/m L=6.01 m	E 36131			1330 g/m L=4.80 m
E 36110			825 g/m L=6.01 m	E 36133			1347 g/m L=4.80 m

L36-01

sliding system with thermal break

E36

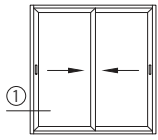
code		profile	weight length moment of inertia	code		profile	weight length moment of inertia
E 36135			1507 g/m L=4.80 m	E 36210			888 g/m L=6.01 m Ix=12.97 cm ⁴ Iy=5.36 cm ⁴
E 36140			810 g/m L=4.80 m	E 36220			739 g/m L=6.01 m
E 36141			1191 g/m L=4.80 m	E 36500			265 g/m L=4.80 m Ix=2.09 cm ⁴ Iy=0.05 cm ⁴
E 36143			1248 g/m L=4.80 m	E 36505			646 g/m L=4.80 m Ix=1.62 cm ⁴ Iy=1.49 cm ⁴
E 36145			1405 g/m L=4.80 m	E 36506			464 g/m L=4.80 m Ix=1.18 cm ⁴ Iy=1.14 cm ⁴
E 36200			1395 g/m L=6.01 m Ix=18.15 cm ⁴ Iy=10.88 cm ⁴	E 36510			203 g/m L=4.80 m

L36-02

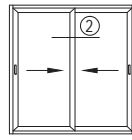
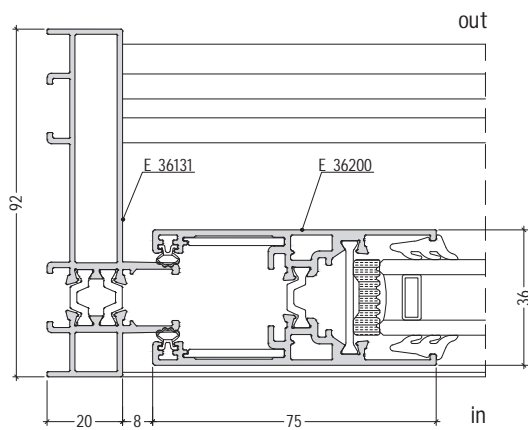
sliding system with thermal break

E36

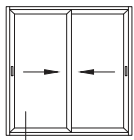
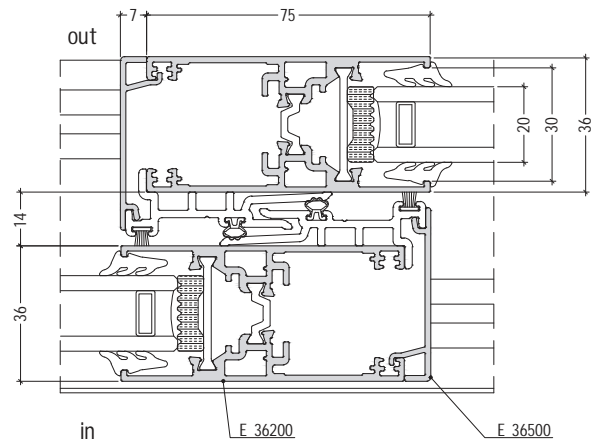
code		profile	weight length moment of inertia	code		profile	weight length moment of inertia
E 36601			108 g/m L=6.01 m	E 19641			130 g/m L=4.80 m
E 36602			204 g/m L=6.01 m	E 36605			129 g/m L=4.80 m
E 36610			494 g/m L=6.01 m	E 36611			156 g/m L=4.80 m
E 70640			597 g/m L=4.80 m				



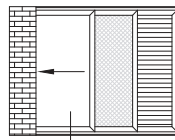
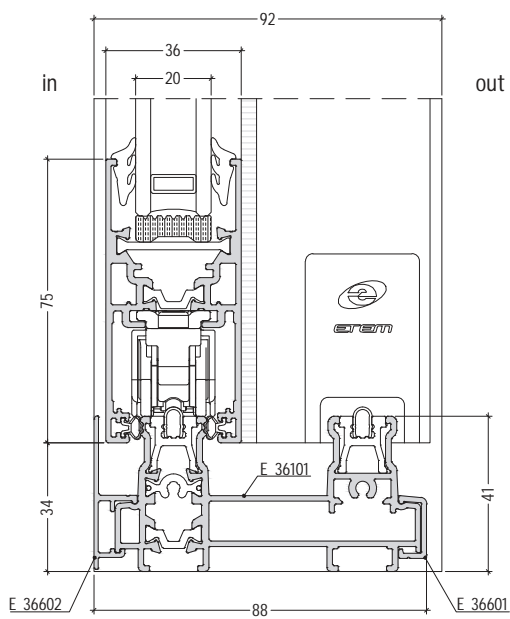
①



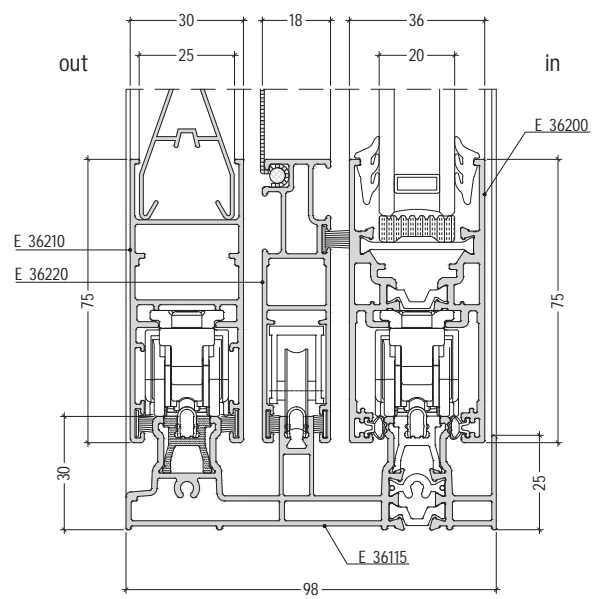
②



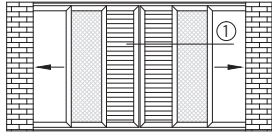
③



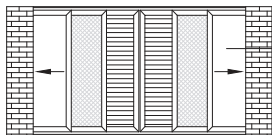
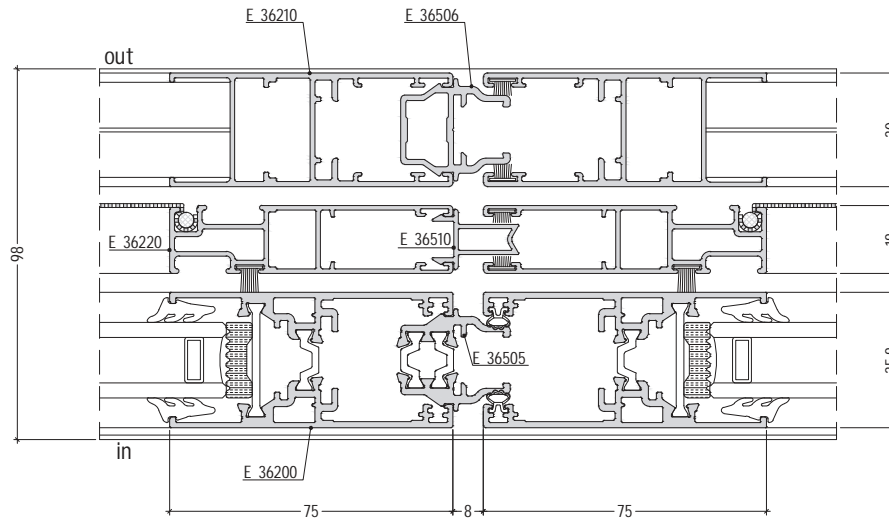
④



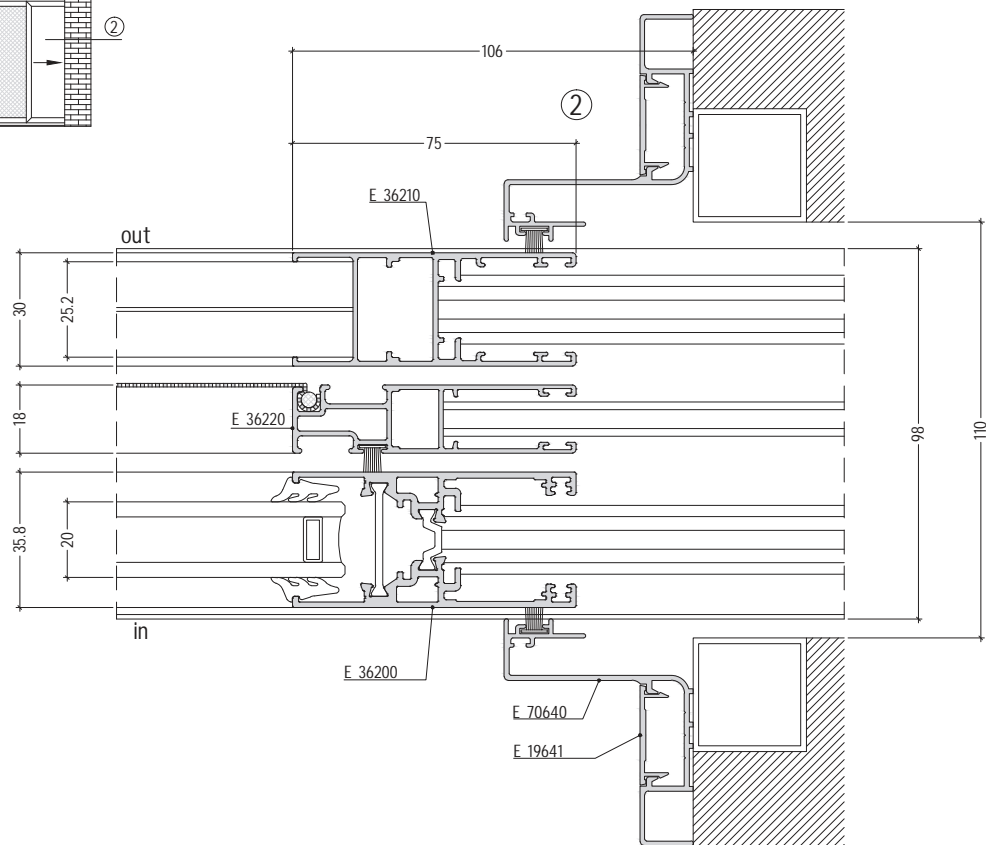
D36-01



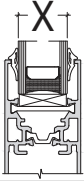
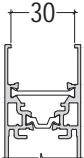


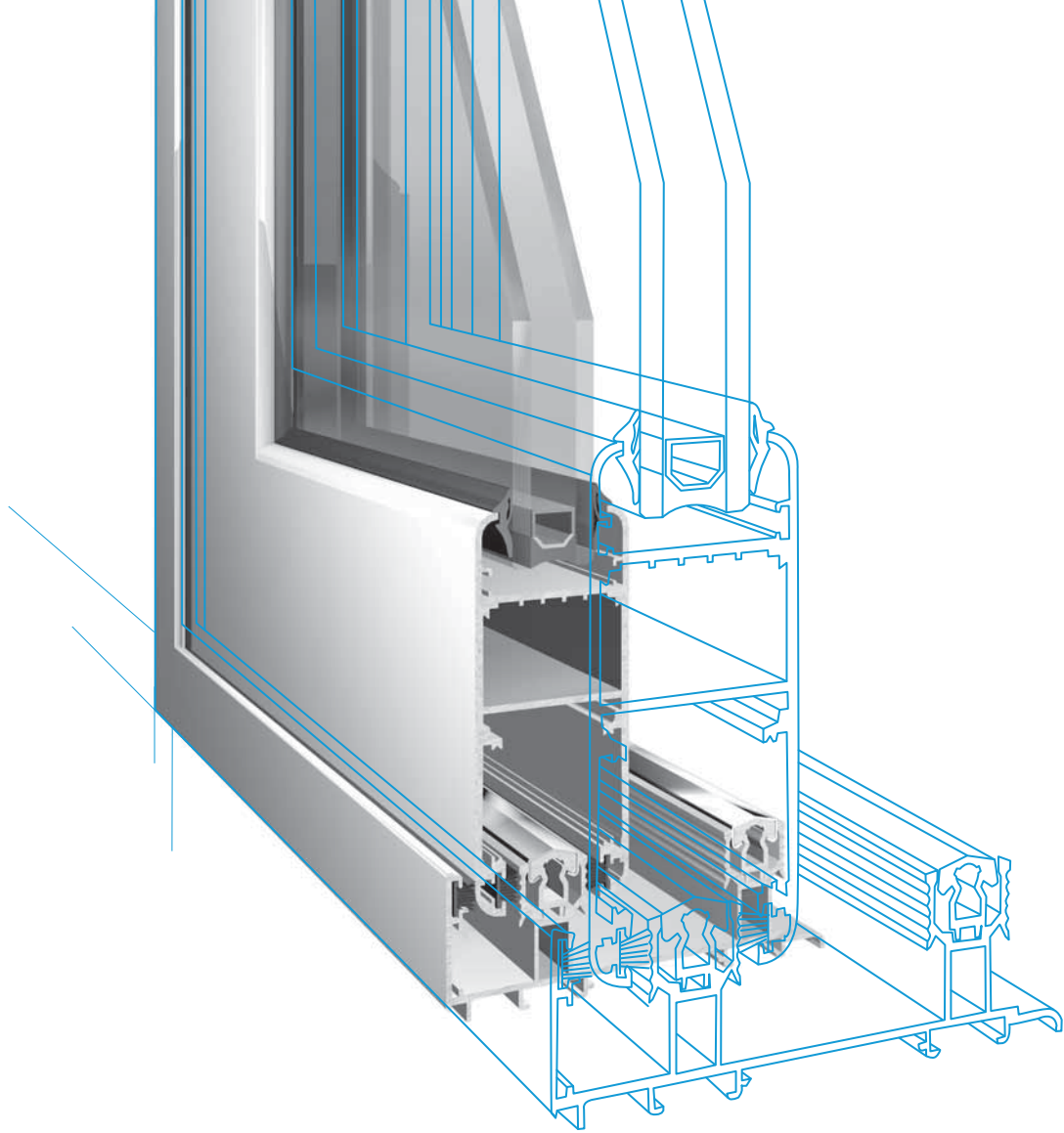
①



②



GLAZING OPTIONS		
INTERNAL GASKETS		SASHES
2 x 130203  2 - 3 mm 130203	2 x 130204  4 - 5 mm 130204	 E 36200
X mm		1
24	20	 E 36200



E22

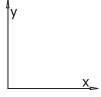

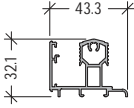
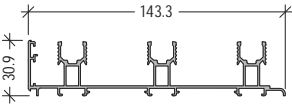
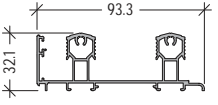
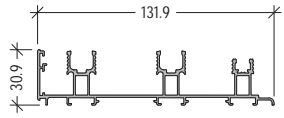
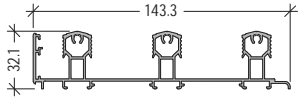
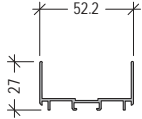
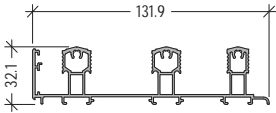
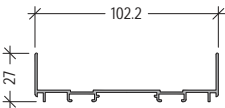
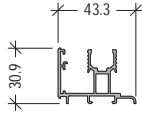
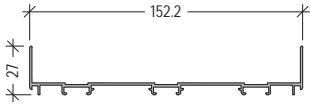
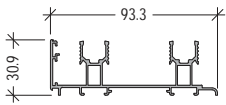
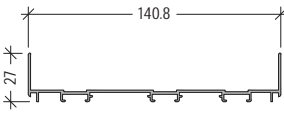
WITHOUT THERMAL BREAK

- Complete system with the ability to construct a great variety of typologies
- Excellent water and air tightness characteristics.
- Ideal solution for frames that do not require thermally insulated profiles
- Perfect end result with wide range of profiles with straight or curved lines
- Increased security with three-point lock
- Glass thickness max 25 mm
- Improved water drainage through the specially designed frames
- Capability of powder coating in any RAL colour, special woodgrain patterns and other surface processing methods - anodizing



sliding system without thermal break



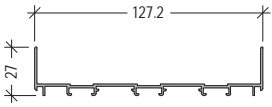
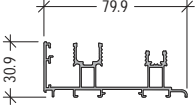
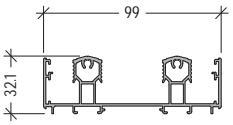
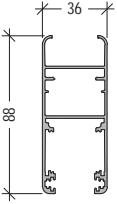
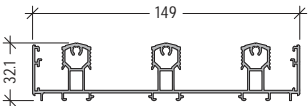
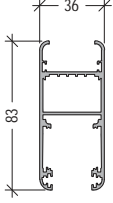
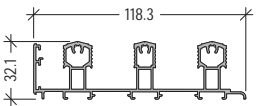
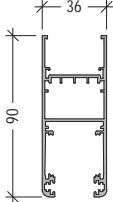
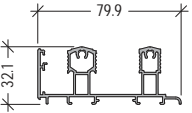
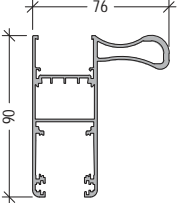
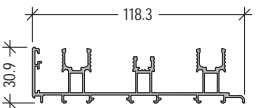
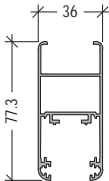
E22

code		profile	weight length moment of inertia	code		profile	weight length moment of inertia
E 22100			635 g/m L=6.01 m	E 22112			1415 g/m L=6.01 m
E 22101			1156 g/m L=6.01 m	E 22114			1334 g/m L=6.01 m I _x =30.18 cm ⁴ I _y =4.23 cm ⁴
E 22102			1674 g/m L=6.01 m	E 22130			386 g/m L=4.80 m I _x =26.05 cm ⁴ I _y =3.26 cm ⁴
E 22104			1588 g/m L=6.01 m	E 22131			594 g/m L=4.80 m I _x =51.01 cm ⁴ I _y =3.55 cm ⁴
E 22110			548 g/m L=6.01 m	E 22132			864 g/m L=4.80 m I _x =18.15 cm ⁴ I _y =10.88 cm ⁴
E 22111			983 g/m L=6.01 m	E 22133			802 g/m L=4.80 m I _x =12.97 cm ⁴ I _y =5.36 cm ⁴

L22-01

sliding system without thermal break

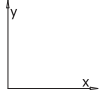

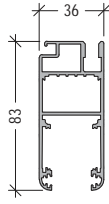
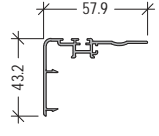
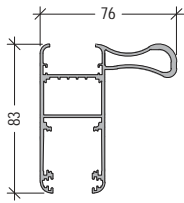
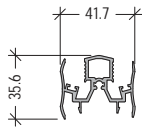
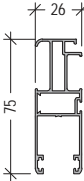
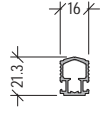
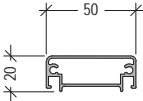
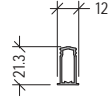
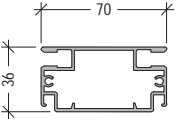
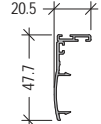
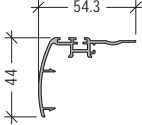
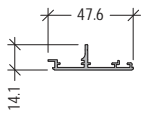
E22

code		profile	weight length moment of inertia	code		profile	weight length moment of inertia
E 22134			594 g/m L=4.80 m	E 22177			891 g/m L=6.01 m
E 22141			1304 g/m L=6.01 m $I_x=2.09 \text{ cm}^4$ $I_y=0.05 \text{ cm}^4$	E 22200			1183 g/m L=6.01 m $I_x=10.1 \text{ cm}^4$ $I_y=28.3 \text{ cm}^4$
E 22142			1852 g/m L=6.01 m $I_x=1.62 \text{ cm}^4$ $I_y=1.49 \text{ cm}^4$	E 22201			1280 g/m L=6.01 m $I_x=10.8 \text{ cm}^4$ $I_y=25.8 \text{ cm}^4$
E 22165			1544 g/m L=6.01 m	E 22203			1377 g/m L=6.01 m $I_x=11.7 \text{ cm}^4$ $I_y=32.7 \text{ cm}^4$
E 22167			1061 g/m L=6.01 m	E 22204			1895 g/m L=6.01 m $I_x=38.7 \text{ cm}^4$ $I_y=52.7 \text{ cm}^4$
E 22175			1291 g/m L=6.01 m	E 22209			1080 g/m L=6.01 m $I_x=88.7 \text{ cm}^4$ $I_y=18.5 \text{ cm}^4$

L22-02

sliding system without thermal break



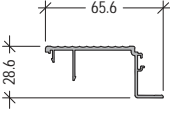
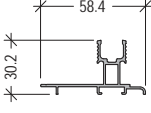
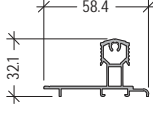
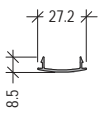
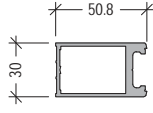
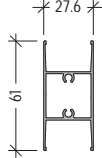
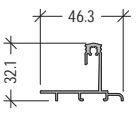
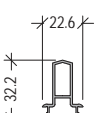
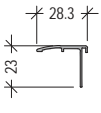
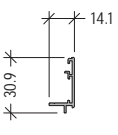
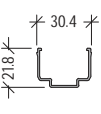
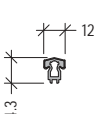
E22

code		profile	weight length moment of inertia	code		profile	weight length moment of inertia
E 22210			1480 g/m L=6.01 m	E 22501			518 g/m L=4.80 m Ix=2.8 cm ⁴ Iy=5.0 cm ⁴
E 22211			1793 g/m L=6.01 m Ix=37.3 cm ⁴ Iy=40.3 cm ⁴	E 22510			764 g/m L=4.80 m Ix=2.8 cm ⁴ Iy=5.0 cm ⁴
E 22214			857 g/m L=6.01 m	E 22513			281 g/m L=4.80 m
E 22215			591 g/m L=6.01 m	E 22514			170 g/m L=4.80 m
E 22301			1286 g/m L=6.01 m	E 22515			311 g/m L=4.80 m
E 22500			495 g/m L=4.80 m Ix=2.9 cm ⁴ Iy=3.9 cm ⁴	E 22600			294 g/m L=6.01 m

L22-03

sliding system without thermal break

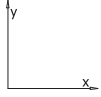

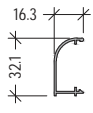

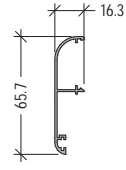
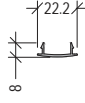
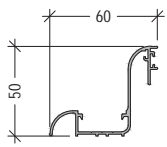
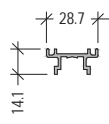
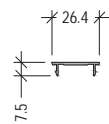
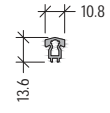
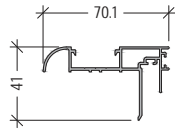
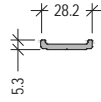
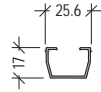
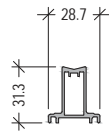
E22

code		profile	weight length moment of inertia	code		profile	weight length moment of inertia
E 22601			491 g/m L=6.01 m	E 22607			475 g/m L= 6.01 m
E 22602			562 g/m L=6.01 m	E 22650			122 g/m L= 4.80 m
E 22603			1054 g/m L=6.01 m	E 19301			602 g/m L=6.01 m Ix=2.6 cm ⁴ Iy=5.1 cm ⁴
E 22604			397 g/m L=6.01 m	E 19512			284 g/m L=4.80 m Ix=0.3 cm ⁴ Iy=0.9 cm ⁴
E 22605			173 g/m L=6.01 m	E 19600			180 g/m L= 6.01 m
E 22606			213 g/m L= 6.01 m	E 19602			L= 6.01 m

L22-04

sliding system without thermal break


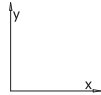
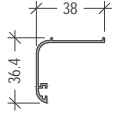
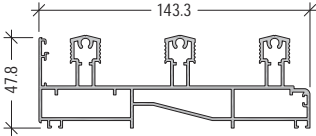
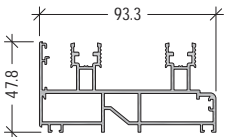
E22

code		profile	weight length moment of inertia	code		profile	weight length moment of inertia
E 19620			194 g/m L= 6.01 m	E 19650			103 g/m L= 6.01 m
E 19621			343 g/m L= 6.01 m	E 19651			100 g/m L= 6.01 m
E 19640			562 g/m L= 4.80 m	E 19660			273 g/m L= 6.01 m
E 19641			130 g/m L= 4.80 m	E 19900			162 g/m L= 6.01 m
E 19642			665 g/m L= 4.80 m	E 19902			254 g/m L= 6.01 m
E 19643			186 g/m L= 6.01 m	E 19910			436 g/m L= 6.01 m

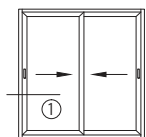
L22-05

sliding system without thermal break

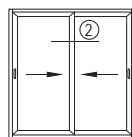
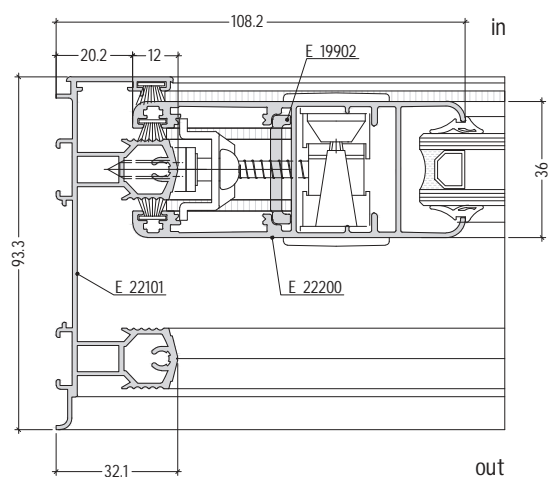
E22

code		profile	weight length moment of inertia	code		profile	weight length moment of inertia
E 5366			269 g/m L= 6.01 m	E 22123			2852 g/m L=6.01 m
E 22153			1901 g/m L=6.01 m				

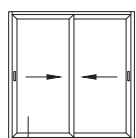
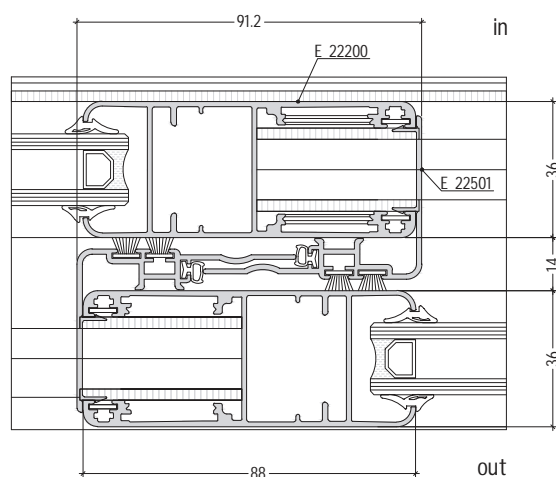
L22-06



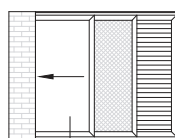
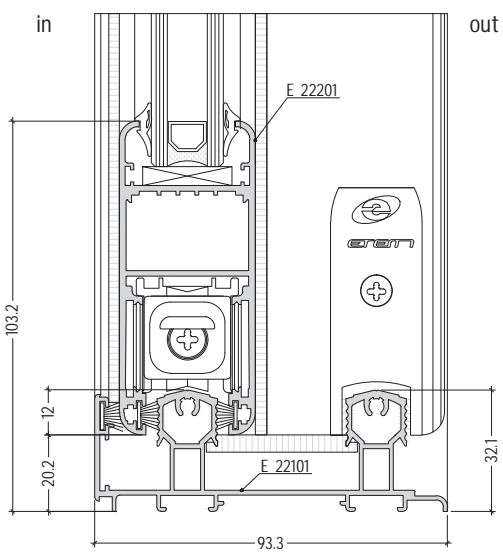
①



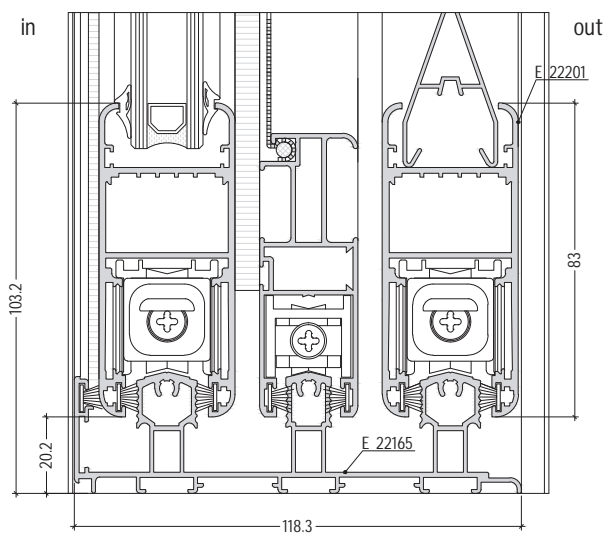
②



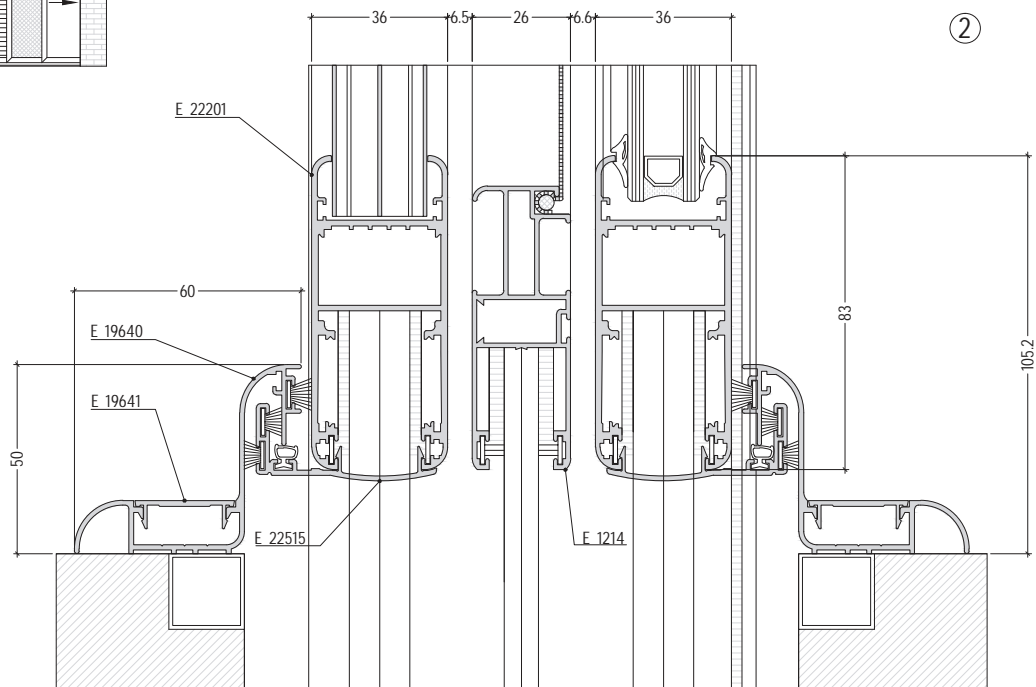
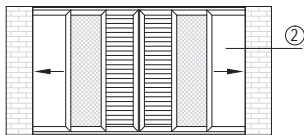
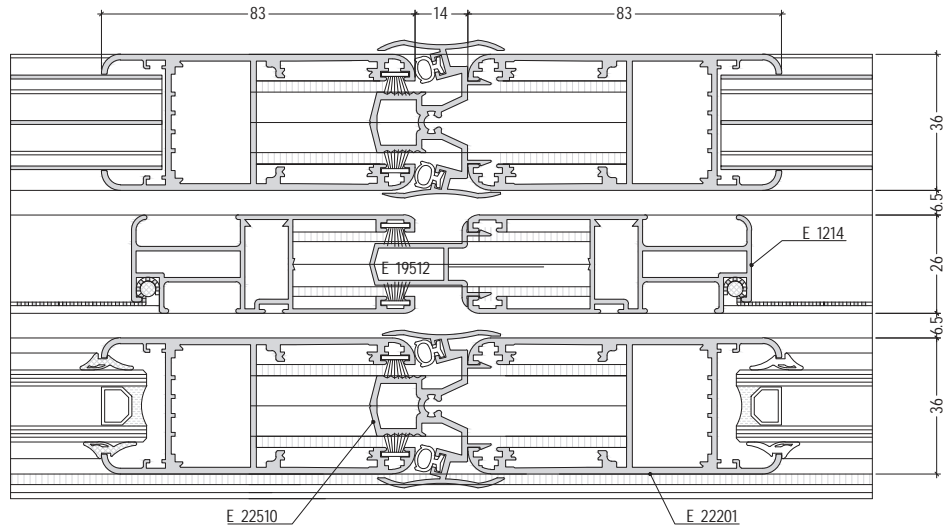
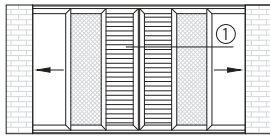
③

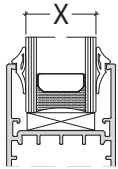




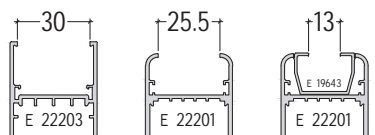


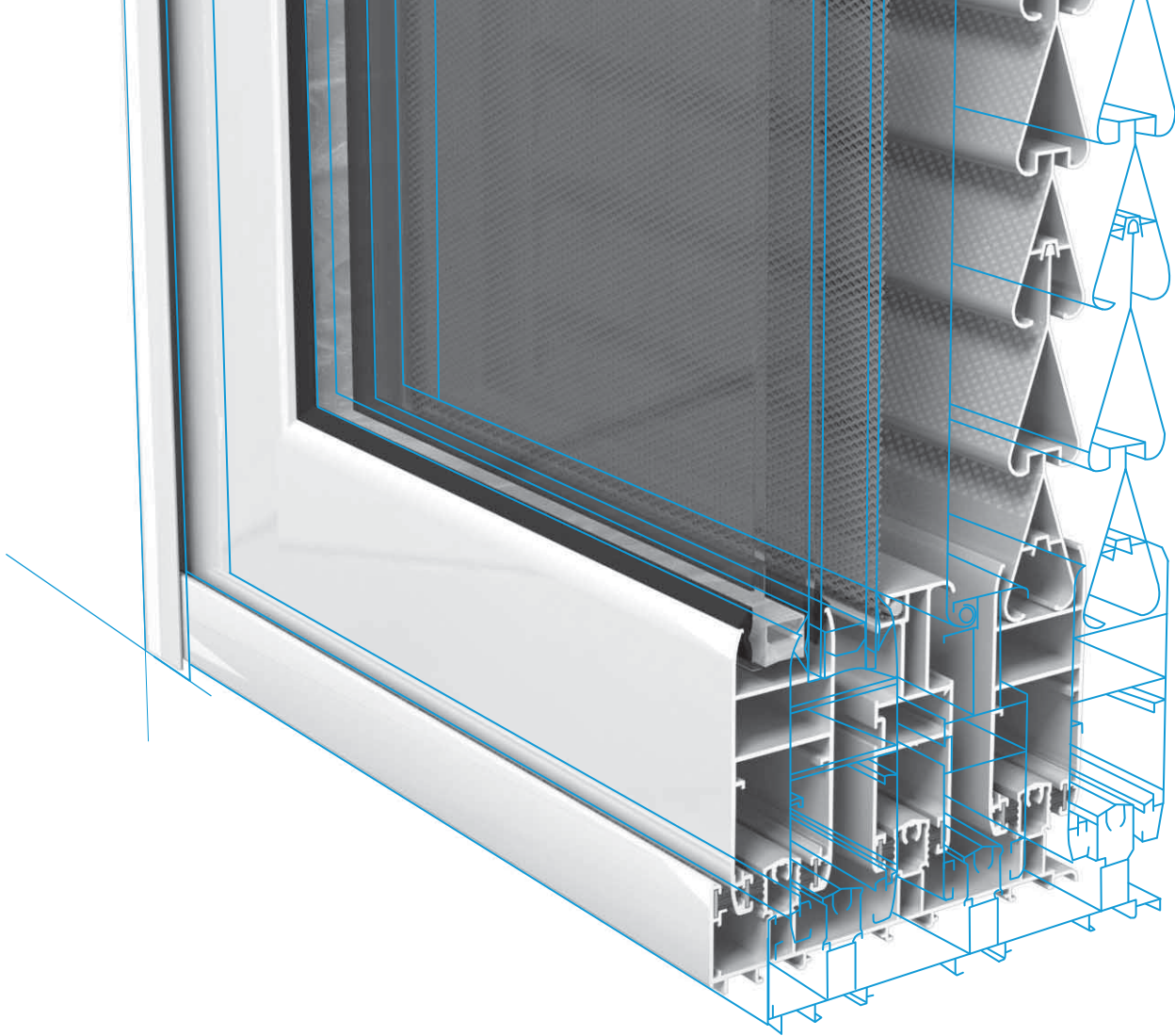
④



D22-01



GLAZING OPTIONS				
INTERNAL - EXTERNAL GASKETS				SASHES
2 x 130203	2 x 130204	2 x 130203	2 x 130204	
 2 - 3 mm 130203 E 22203	 4 - 5 mm 130204 E 22203 , E 22201	 2 - 3 mm 130203 E 22201 + E 19643	 4 - 5 mm 130204 E 22201 + E 19643	
X mm				1
24	20	8	5	



E19

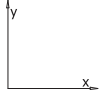

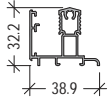
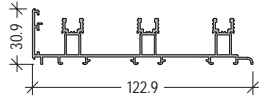
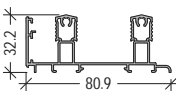
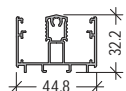
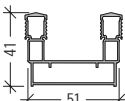
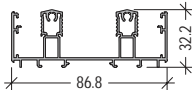
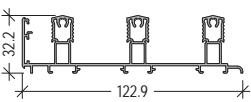
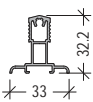
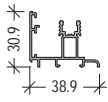
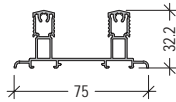
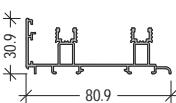
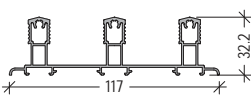
WITHOUT THERMAL BREAK

- Wide variety of profiles
- Modular construction, enabling addition of new configurations over an existing structure
- Options to use all types of combinations – single glass, glazing, sliding shutters sun protection screens, insect screens



sliding system without thermal break

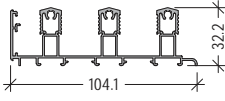
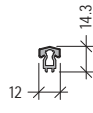
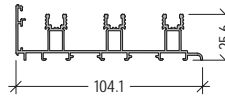

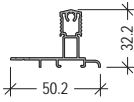

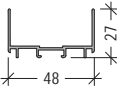

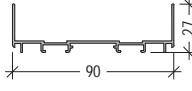
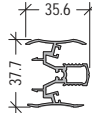
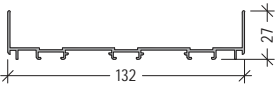
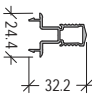
E19

code		profile	weight length moment of inertia	code		profile	weight length moment of inertia
E 19100			540 g/m L=6.01 m $I_x=2.07 \text{ cm}^4$ $I_y=2.34 \text{ cm}^4$	E 19108			1150 g/m L=6.01 m $I_x=2.72 \text{ cm}^4$ $I_y=62.84 \text{ cm}^4$
E 19101			961 g/m L=6.01 m $I_x=3.76 \text{ cm}^4$ $I_y=22.17 \text{ cm}^4$	E 19103			689 g/m L=6.01 m $I_x=2.49 \text{ cm}^4$ $I_y=5.36 \text{ cm}^4$
E 19121			847 g/m L=6.01 m $I_x=5.13 \text{ cm}^4$ $I_y=11.42 \text{ cm}^4$	E 19104			1111 g/m L=6.01 m $I_x=4.19 \text{ cm}^4$ $I_y=33.22 \text{ cm}^4$
E 19102			1385 g/m L=6.01 m $I_x=5.44 \text{ cm}^4$ $I_y=73.48 \text{ cm}^4$	E 19110			397 g/m L=6.01 m $I_x=1.72 \text{ cm}^4$ $I_y=0.64 \text{ cm}^4$
E 19106			462 g/m L=6.01 m $I_x=1.24 \text{ cm}^4$ $I_y=2.2 \text{ cm}^4$	E 19111			814 g/m L=6.01 m $I_x=3.33 \text{ cm}^4$ $I_y=14.1 \text{ cm}^4$
E 19107			807 g/m L=6.01 m $I_x=1.98 \text{ cm}^4$ $I_y=19.26 \text{ cm}^4$	E 19112			1256 g/m L=6.01 m $I_x=5.23 \text{ cm}^4$ $I_y=55.03 \text{ cm}^4$

L19-01

sliding system without thermal break

E19

code	profile	weight length moment of inertia	code	profile	weight length moment of inertia
E 19140		1358 g/m L=6.01 m $I_x=5.46 \text{ cm}^4$ $I_y=47.61 \text{ cm}^4$	E 19602 inox		265 g/m L=6.01 m
E 19141		1100 g/m L=6.01 m $I_x=2.62 \text{ cm}^4$ $I_y=40.29 \text{ cm}^4$	E 19900		162 g/m L=6.01 m
E 19601		459 g/m L=6.01 m $I_x=1.85 \text{ cm}^4$ $I_y=1.93 \text{ cm}^4$	E 19513		200 g/m L=6.01 m
E 19130		373 g/m L=6.01 m $I_x=0.65 \text{ cm}^4$ $I_y=4.6 \text{ cm}^4$	E 19516		278 g/m L=6.01 m $I_x=0.87 \text{ cm}^4$ $I_y=0.29 \text{ cm}^4$
E 19131		556 g/m L=6.01 m $I_x=0.75 \text{ cm}^4$ $I_y=21.38 \text{ cm}^4$	E 19510		673g/m L=4.8 m $I_x=3.5 \text{ cm}^4$ $I_y=1.64 \text{ cm}^4$
E 19132		737 g/m L=6.01 m $I_x=0.8 \text{ cm}^4$ $I_y=56.29 \text{ cm}^4$	E 19511		310 g/m L=4.8 m $I_x=0.36 \text{ cm}^4$ $I_y=0.99 \text{ cm}^4$

L19-02

sliding system without thermal break

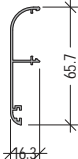
E19

code		profile	weight length moment of inertia	code		profile	weight length moment of inertia
E 19512			284 g/m L= 4.8m Ix=0.32 cm ⁴ Iy=0.9 cm ⁴	E 19200			884g/m L=6.01 m Ix=16.12 cm ⁴ Iy=5.65 cm ⁴
E 19201			863g/m L=6.01 m Ix=15.08 cm ⁴ Iy=5.74 cm ⁴	E 19206			1226 g/m L=6.01 m Ix=38.93 cm ⁴ Iy=8.11 cm ⁴
E 19202			896g/m L=6.01 m Ix=18.02 cm ⁴ Iy=6.03 cm ⁴	E 19215			788 g/m L=6.01 m Ix=13.46 cm ⁴ Iy=3.53 cm ⁴
E 19204			1517g/m L=6.01 m Ix=33.5 cm ⁴ Iy=29.57 cm ⁴	E 22214			857 g/m L=6.01 m Ix=16.3 cm ⁴ Iy=2.7 cm ⁴
E 19205			956g/m L=6.01 m Ix=19.34 cm ⁴ Iy=6.41 cm ⁴	E 19301			602g/m L=6.01 m Ix=5.11 cm ⁴ Iy=2.69 cm ⁴
E 19300			575g/m L=6.01 m Ix=5.61 cm ⁴ Iy=1.12 cm ⁴	E 22215			590 g/m L=6.01 m Ix=6.93 cm ⁴ Iy=0.93 cm ⁴

L19-03

sliding system without thermal break

E19

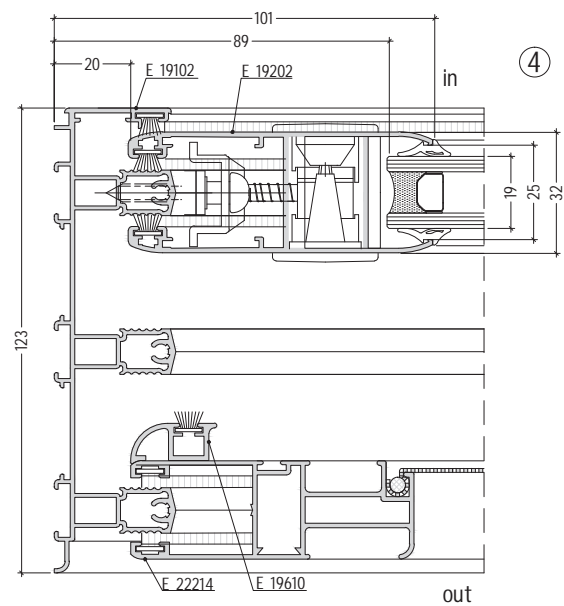
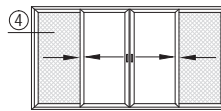
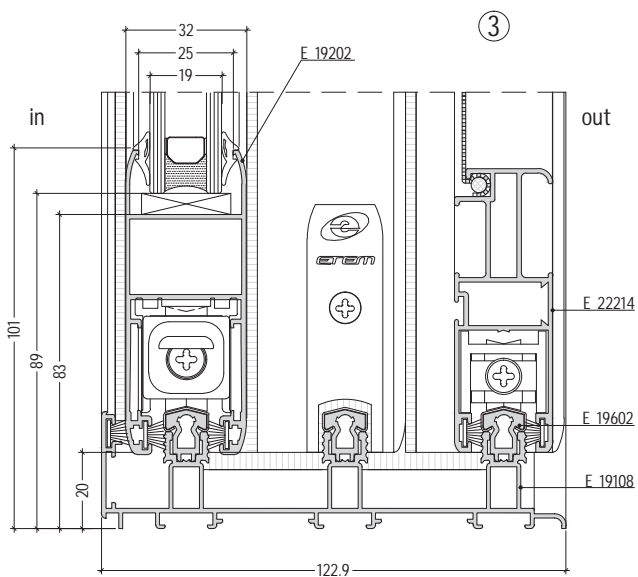
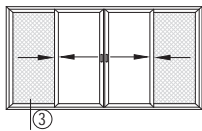
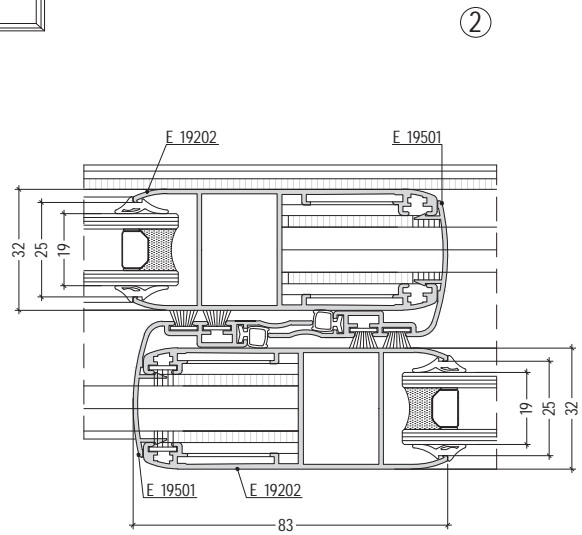
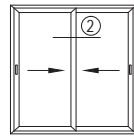
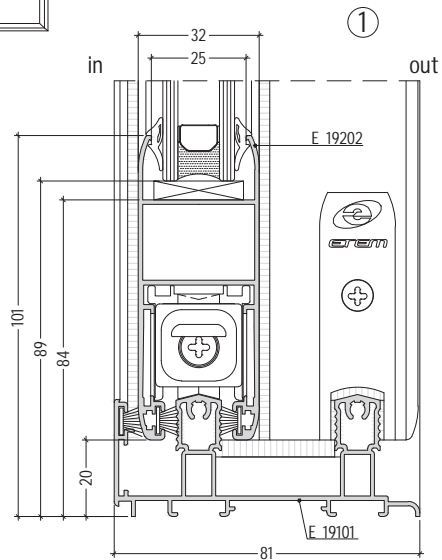
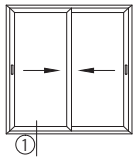
code		profile	weight length moment of inertia	code		profile	weight length moment of inertia
E 19501			370 g/m L=4.8 m $I_x=1.51 \text{ cm}^4$ $I_y=2.48 \text{ cm}^4$	E 19640			562g/m L=4.8 m
E 19514			280 g/m L=4.8 m $I_x=2.02 \text{ cm}^4$ $I_y=0.29 \text{ cm}^4$	E 19641			130g/m L=4.8 m
E 19600			180 g/m L=6.01 m $I_x=0.58 \text{ cm}^4$ $I_y=0.08 \text{ cm}^4$	E 19642			665g/m L=4.8 m
E 19610			191 g/m L=6.01 m	E 19643			186g/m L=6.01 m
E 19620			194 g/m L=6.01 m	E 19650			103g/m L=6.01 m
E 19621			343 g/m L=6.01 m	E 19651			100 g/m L=4.8 m

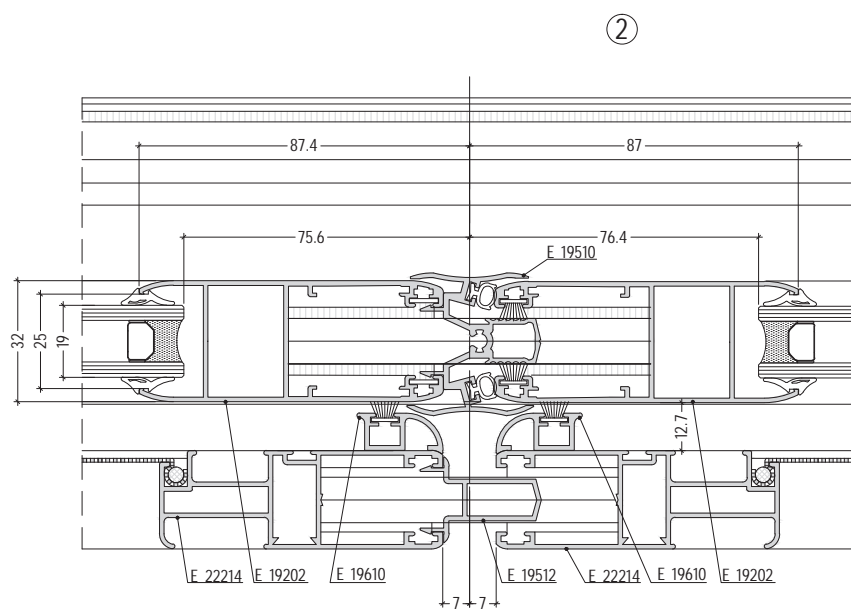
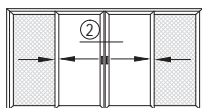
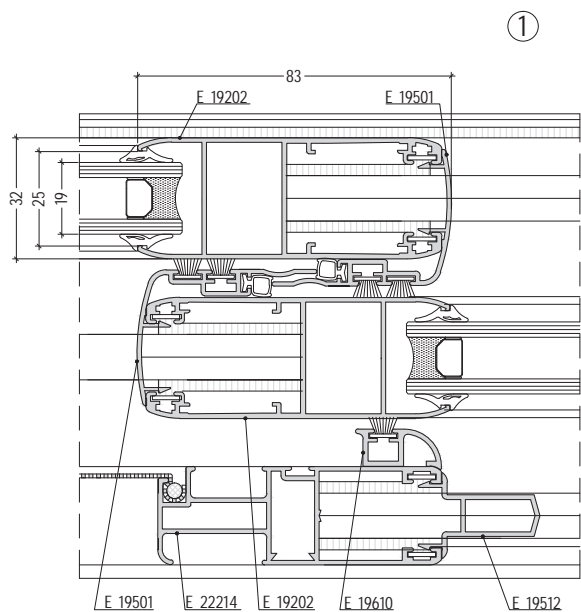
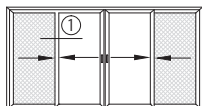
L19-04













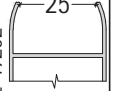


sliding system without thermal break

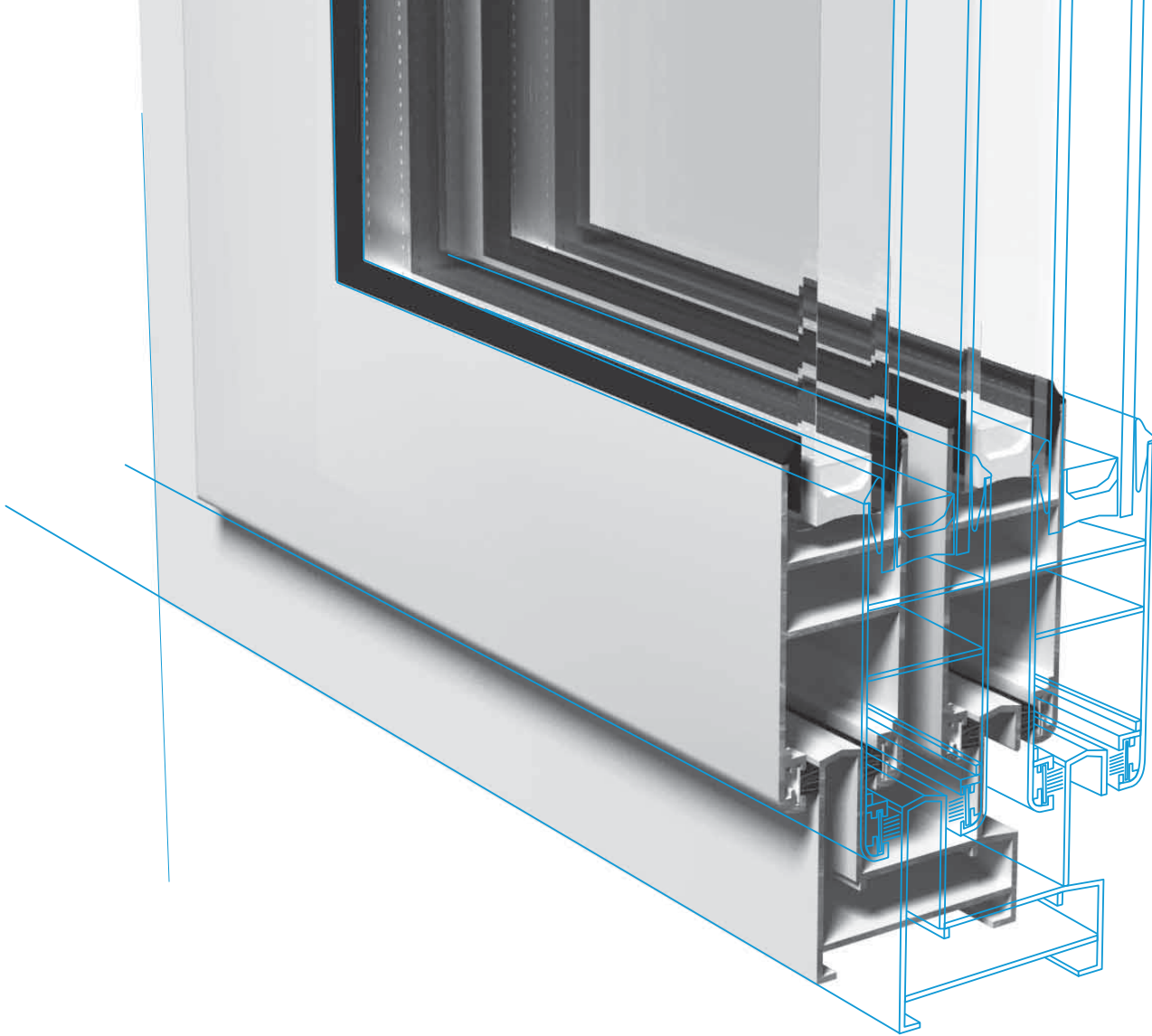
E19

code		profile	weight length moment of inertia	code		profile	weight length moment of inertia
E 5366			269 g/m L=6.01 m	E 5367			467 g/m L=6.01 m
E 19660			273 g/m L=6.01 m	E 19105			1534 g/m L=6.01 m Ix=5.87 cm ⁴ Iy=97.55 cm ⁴





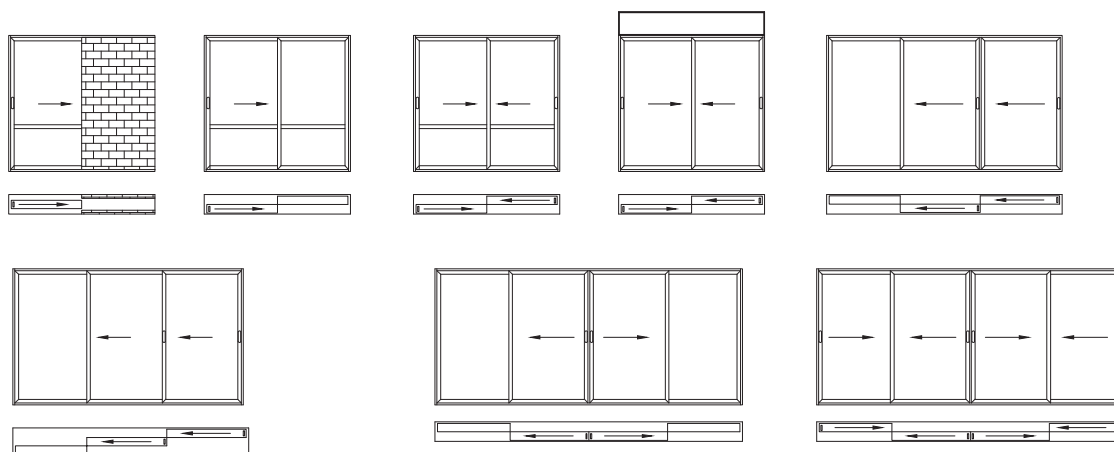
GLAZING OPTIONS								
INTERNAL GASKETS							SASHES	
2x  5 - 6 mm 130176	 5 - 6 mm 130176	2x  7 - 8 mm 130177						
2x5 mm 990619 	2x6 mm 130207 	2x5 mm 990619 	2x6 mm 130207 	2x7 mm 130207 	2x8 mm 130208 	2x10 mm 994412 	E 19201 E 19202	E 19200
X mm							1	2
19	17	15	13	11	9	5		
7	5	-	-	-	-	-		



E1600

WITHOUT THERMAL BREAK

- Light and economic sliding system
- Compatibility with E1000 system
- Option to add a sash with insect screen
- 28 mm sash width
- Sashes for 4 to 8 mm single glass and 20 mm double glazing
- Option to use sliding sun protective louvers

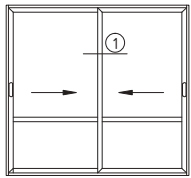


sliding system without thermal break

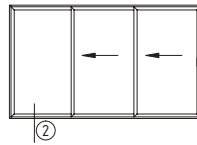
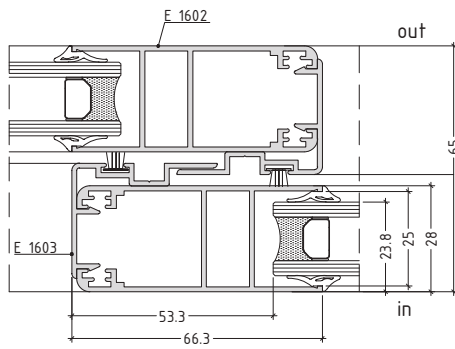
E1600

code		profile	weight length moment of inertia	code		profile	weight length moment of inertia
E 1600			795 g/m L=6.01 m Ix=5.16 cm ⁴ Iy=8.82 cm ⁴	E 19301			602 g/m L=6.01 m Ix=5.11 cm ⁴ Iy=2.69 cm ⁴
E 1605			746 g/m L=6.01 m Ix=4.91 cm ⁴ Iy=7.2 cm ⁴	E 22215			590 g/m L=6.01 m Ix=6.93 cm ⁴ Iy=0.93 cm ⁴
E 1604			578 g/m L=6.01 m Ix=3.36 cm ⁴ Iy=3.68 cm ⁴	E 1603			326 g/m L=4.80m Ix=1.03 cm ⁴ Iy=1.55 cm ⁴
E 1601			780 g/m L=6.01 m Ix=10.69 cm ⁴ Iy=3.81 cm ⁴	E 2521			221 g/m L=4.80m Ix=0.33 cm ⁴ Iy=0.27 cm ⁴
E 1602			752 g/m L=6.01 m Ix=9.57 cm ⁴ Iy=3.83 cm ⁴	E 2247			239 g/m L=6.01 m Ix=0.39 cm ⁴ Iy=0.8 cm ⁴
E 22214			857 g/m L=6.01 m Ix=16.3 cm ⁴ Iy=2.7 cm ⁴	E 19300			575g/m L=6.01 m Ix=5.61 cm ⁴ Iy=1.12 cm ⁴

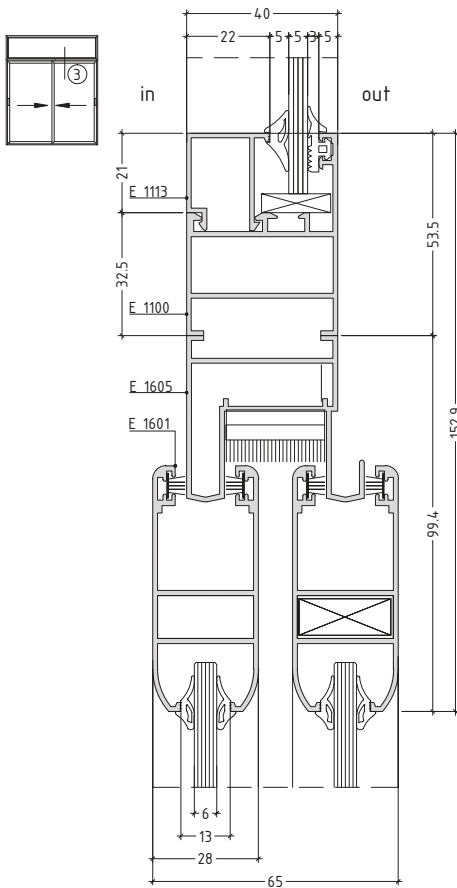
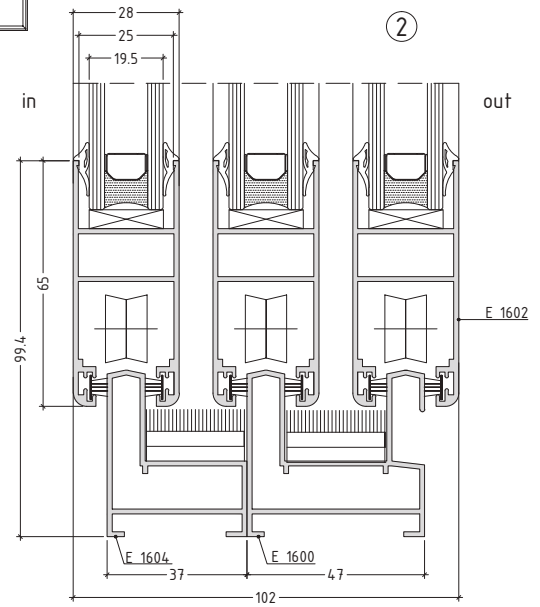
L1600-01



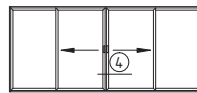
①



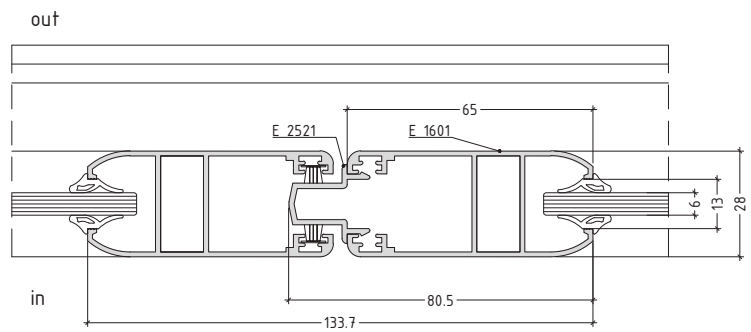
②






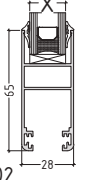
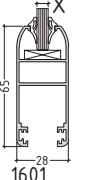







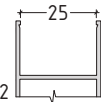
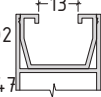
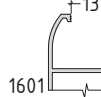
③



④



D1600-01

GLAZING OPTIONS							SASHES	
INTERNAL GASKETS								
2x  5 - 6 mm 130176	2x  5 - 6 mm 130176	2x  7 - 8 mm 130177						
2x5 mm 990619 	2x6 mm 130207 	2x5 mm 990619 	2x6 mm 130207 	2x7 mm 130207 	2x8 mm 130208 	2x10 mm 994412 		
X mm							1	2
19	17	15	13	11	9	5		
7	5	-	-	-	-	-		

PARTITION WALLS



E69

- Simple main construction
- Elegant frames for glazing
- Without supporting profile for the non-transparent parts
- Elegant MDF doors
- Option to build-in blinds between glass panes
- Reduction of noise and providing comfort in spaces
- Option to use various types of materials with different colour and texture with thickness up to 97 mm
- Fast installation

partition walls



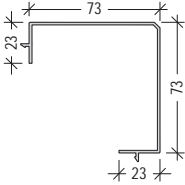
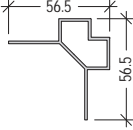
E69

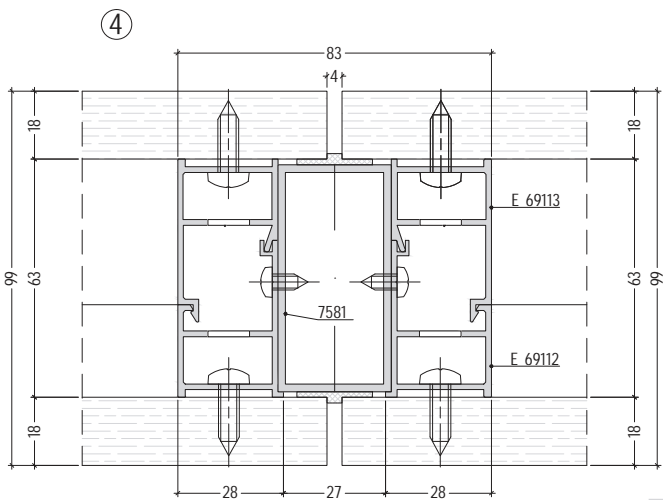
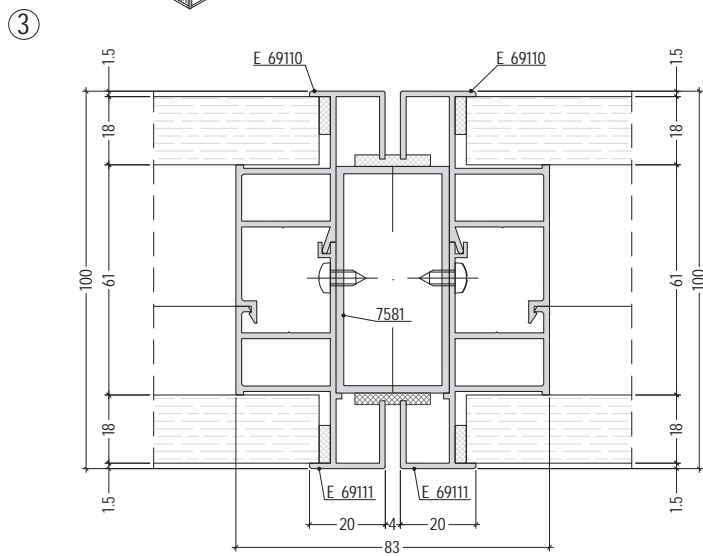
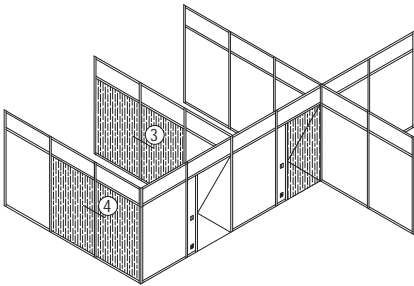
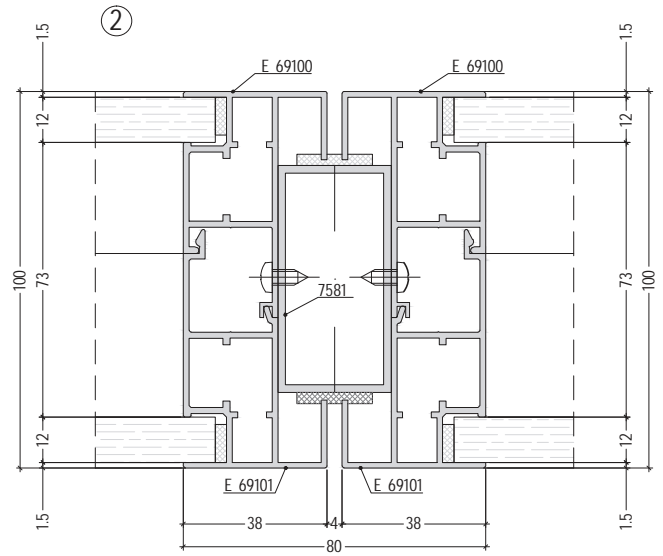
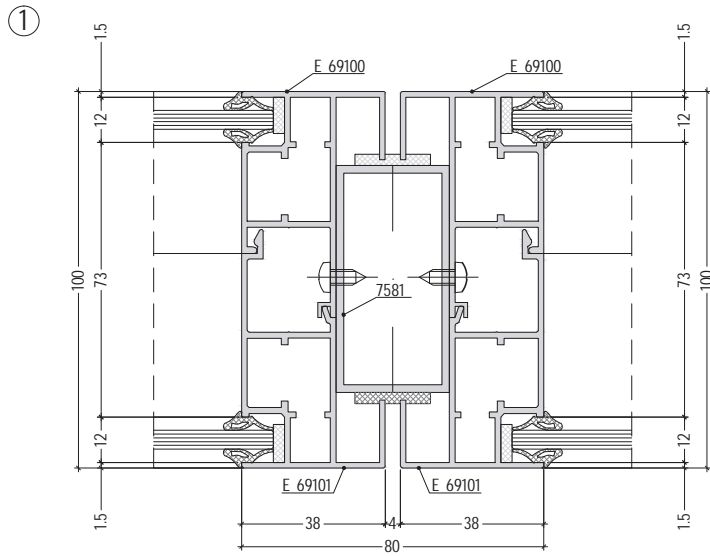
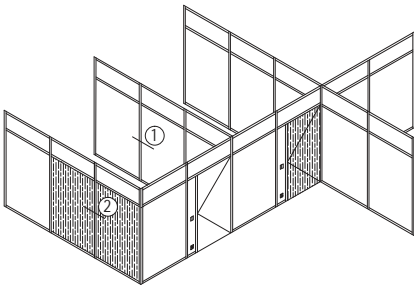
code		profile	weight length moment of inertia	code		profile	weight length moment of inertia
E 69100 powder coated			835 g/m L=6.01 m $I_x=3.93 \text{ cm}^4$ $I_y=8.71 \text{ cm}^4$	E 69113 mill finished			489 g/m L=6.01 m $I_x=1.87 \text{ cm}^4$ $I_y=2.31 \text{ cm}^4$
E 69101 powder coated			835 g/m L=6.01 m $I_x=4.37 \text{ cm}^4$ $I_y=9.44 \text{ cm}^4$	E 69112 mill finished			492 g/m L=6.01 m $I_x=1.95 \text{ cm}^4$ $I_y=2.29 \text{ cm}^4$
E 69103 anodized			794 g/m L=6.01 m $I_x=4.3 \text{ cm}^4$ $I_y=8.69 \text{ cm}^4$	7581 mill finished			1361 g/m L=6.01 m $I_x=7.28 \text{ cm}^4$ $I_y=22.5 \text{ cm}^4$
E 69102 anodized			794 g/m L=6.01 m $I_x=3.88 \text{ cm}^4$ $I_y=8.63 \text{ cm}^4$	E 69300 mill finished			1147 g/m L=6.01 m
E 69111 anodized			686 g/m L=6.01 m $I_x=4.33 \text{ cm}^4$ $I_y=6.69 \text{ cm}^4$	E 69400 powder coated / anodized			639 g/m L=6.01 m $I_x=0.52 \text{ cm}^4$ $I_y=21.58 \text{ cm}^4$
E 69110 anodized			686 g/m L=6.01 m $I_x=3.62 \text{ cm}^4$ $I_y=6.64 \text{ cm}^4$	E 69602 powder coated / anodized			635 g/m L=6.01 m $I_x=13.34 \text{ cm}^4$ $I_y=13.34 \text{ cm}^4$

L69-01

partition walls

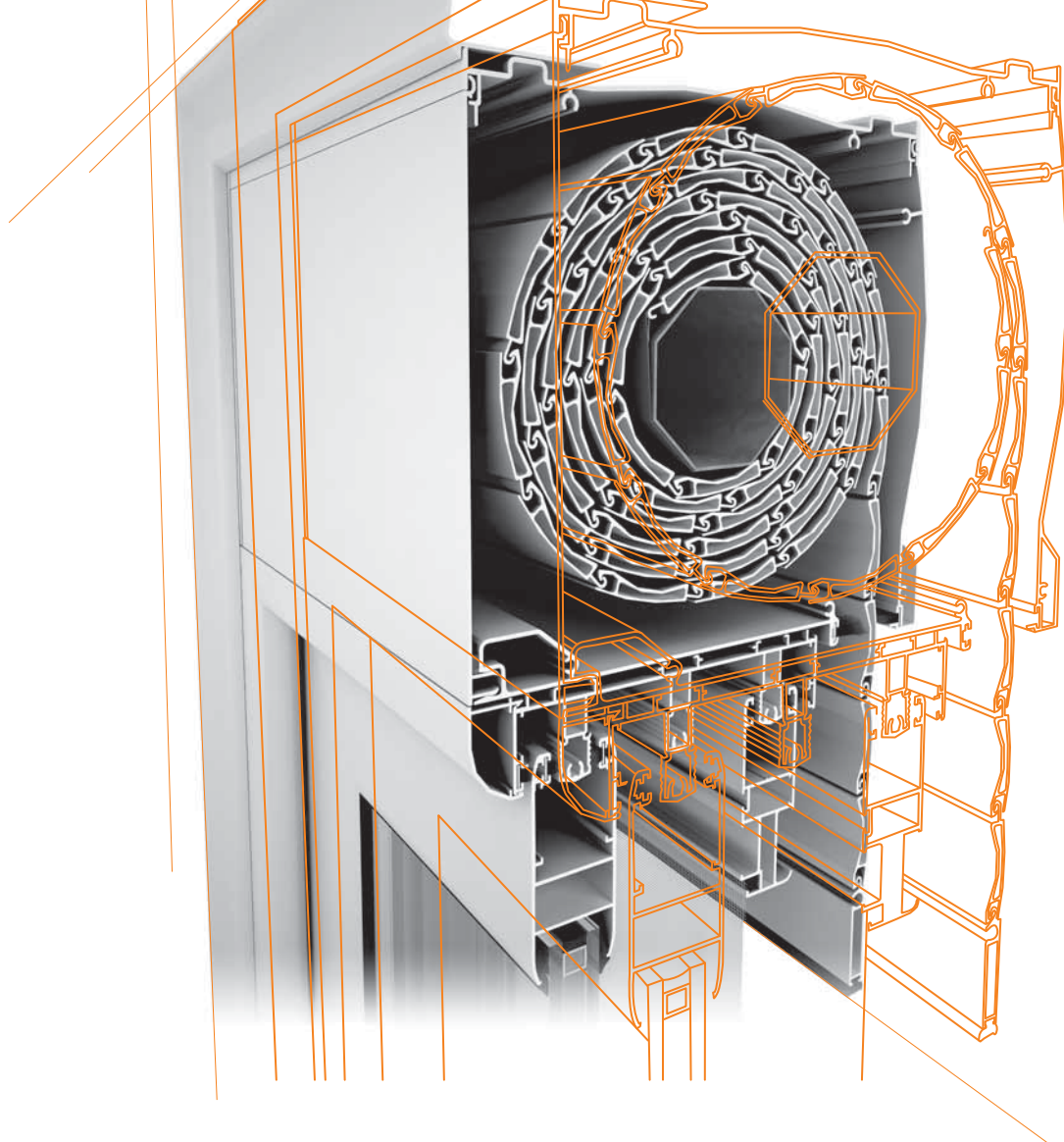
E69

code	 profile	weight length moment of inertia	code	 profile	weight length moment of inertia
E 69601 powder coated / anodized		789 g/m L=6.01 m $I_x=22.09 \text{ cm}^4$ $I_y=22.09 \text{ cm}^4$	E 69600 powder coated / anodized		632 g/m L=6.01 m $I_x=4.49 \text{ cm}^4$ $I_y=4.49 \text{ cm}^4$



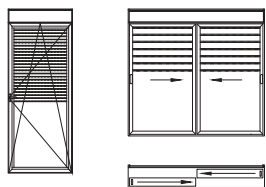
D69-01

ROLLING SHUTTERS




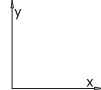
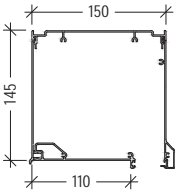
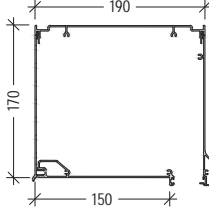
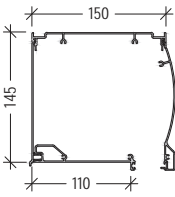
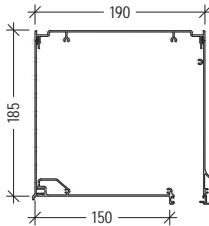
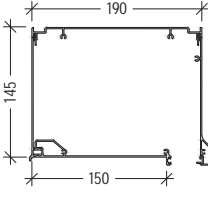
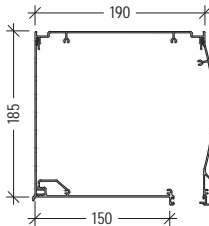
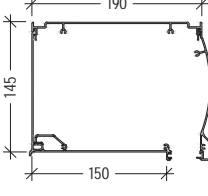
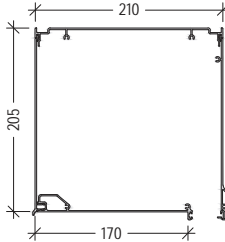
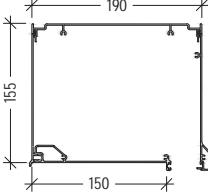
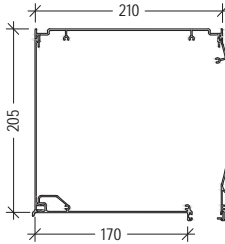
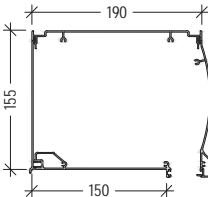
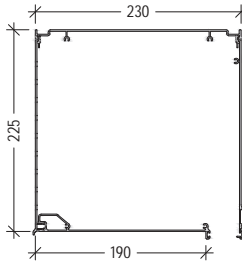
E55

- Big variety of profiles in rolling shutter boxes and slats, curved and straight lines
- Operation with reduced noise and vibration
- Specially designed chambers offer improved durability
- Easy access to the internal of the rolling shutter
- Specially designed anti-theft protection restricts manually lifting the slats from outside
- Capability of powder coating in any RAL colour, special woodgrain patterns and other surface processing methods - anodizing



rolling shutters



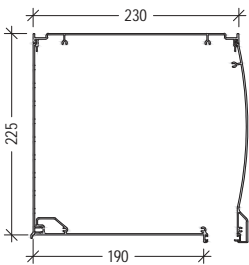
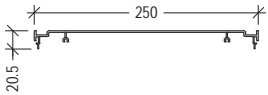
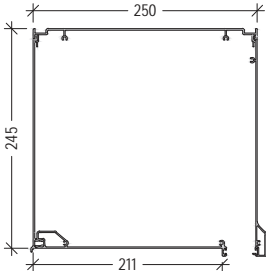
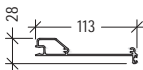
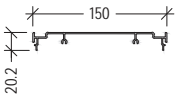
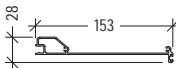
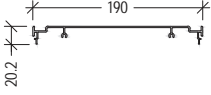
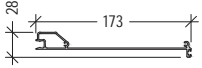
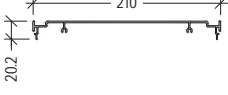
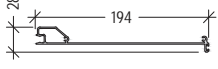

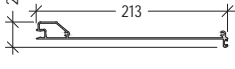
E55

code	 profile	weight length moment of inertia	code	 profile	weight length moment of inertia
150 145 IN SHUTTER BOX FLAT FRONT SIDE		3117 g/m L=6.01 m	190 170 IN SHUTTER BOX FLAT FRONT SIDE		3591 g/m L=6.01 m
150 145 PN SHUTTER BOX CURVED FRONT SIDE		3152 g/m L=6.01 m	190 185 IN SHUTTER BOX FLAT FRONT SIDE		3693 g/m L=6.01 m
190 145 IN SHUTTER BOX FLAT FRONT SIDE		3427 g/m L=6.01 m	190 185 PN SHUTTER BOX CURVED FRONT SIDE		3720 g/m L=6.01 m
190 145 PN SHUTTER BOX CURVED FRONT SIDE		3461 g/m L=6.01 m	210 205 IN SHUTTER BOX FLAT FRONT SIDE		4410 g/m L=6.01 m
190 155 IN SHUTTER BOX FLAT FRONT SIDE		3512 g/m L=6.01 m	210 205 PN SHUTTER BOX CURVED FRONT SIDE		4326 g/m L=6.01 m
190 155 PN SHUTTER BOX CURVED FRONT SIDE		3540 g/m L=6.01 m	230 225 IN SHUTTER BOX FLAT FRONT SIDE		4747 g/m L=6.01 m

L55-01

rolling shutters


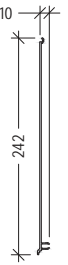

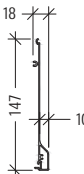
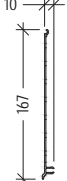


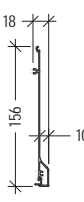


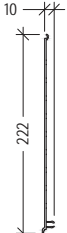
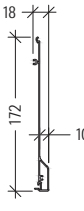
E55

code	 profile	weight length moment of inertia	code	 profile	weight length moment of inertia
230 225 PN SHUTTER BOX CURVED FRONT SIDE		4768 g/m L=6.01 m	E 55064 SHUTTER BOX UPPER SIDE FOR: 250 245 IN		1585 g/m L=6.01 m
250 245 IN SHUTTER BOX FLAT FRONT SIDE		5280 g/m L=6.01 m	E 55140 SHUTTER BOX BOTTOM SIDE FOR: 150 145 IN, PN		832 g/m L=6.01 m
E 55060 SHUTTER BOX UPPER SIDE FOR: 150 145 INM PN		953 g/m L=6.01 m	E 55340 SHUTTER BOX BOTTOM SIDE FOR: 190 145 IN, PN 190 155 IN, PN 190 170 IN 190 185 IN, PN		980 g/m L=6.01 m
E 55061 SHUTTER BOX UPPER SIDE FOR: 190 145 IN, PN 190 155 IN, PN 190 170 IN 190 185 IN, PN		1115 g/m L=6.01 m	E 55440 SHUTTER BOX BOTTOM SIDE FOR: 210 205 IN, PN		1059 g/m L=6.01 m
E 55062 SHUTTER BOX UPPER SIDE FOR: 210 205 IN, PN		1256 g/m L=6.01 m	E 55443 SHUTTER BOX BOTTOM SIDE FOR: 230 225 IN, PN		1118 g/m L=6.01 m
E 55063 SHUTTER BOX UPPER SIDE FOR: 230 225 IN, PN		1339 g/m L=6.01 m	E 55445 SHUTTER BOX BOTTOM SIDE FOR: 250 245 IN		1258 g/m L=6.01 m

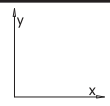
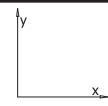

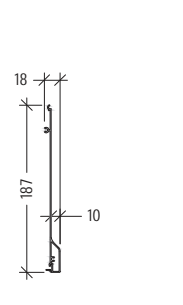
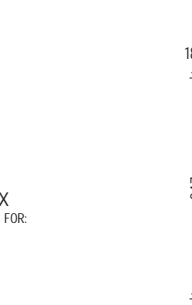
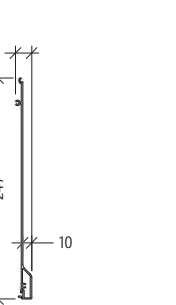

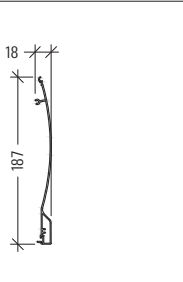
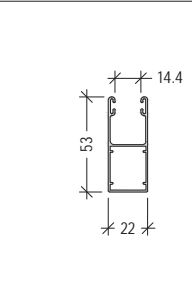


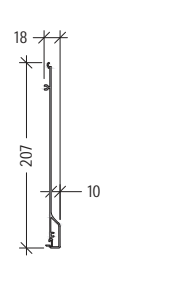
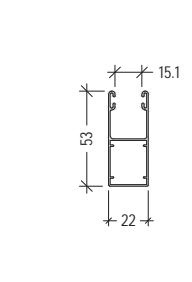


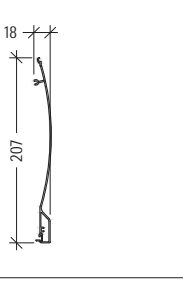
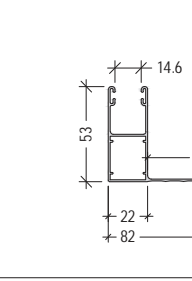
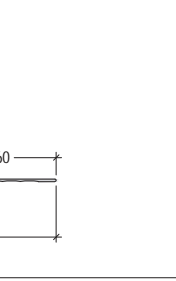

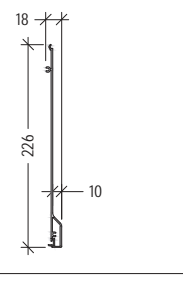
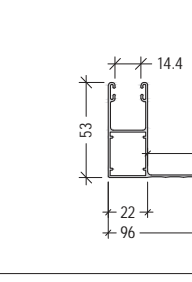
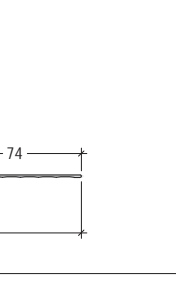

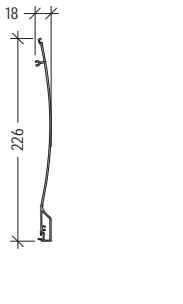
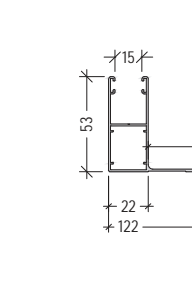
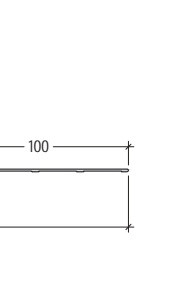
L55-02

rolling shutters

E55

code	profile	weight length moment of inertia	code	profile	weight length moment of inertia
E 55050 SHUTTER BOX VISITING SIDE FOR: 150 145 IN, PN 190 145 IN, PN		575 g/m L=6.01 m	E 55054 SHUTTER BOX VISITING SIDE FOR: 250 245 IN		1115 g/m L=6.01 m
E 55230 SHUTTER BOX VISITING SIDE FOR: 190 155 IN, PN		610 g/m L=6.01 m	E 55110 SHUTTER BOX FLAT FRONT SIDE FOR: 150 145 IN		757 g/m L=6.01 m
E 55070 SHUTTER BOX VISITING SIDE FOR: 190 170 IN		635 g/m L=6.01 m	E 55150 SHUTTER BOX CURVED FRONT SIDE FOR: 150 145 PN		792 g/m L=6.01 m
E 55051 SHUTTER BOX VISITING SIDE FOR: 190 185 IN, PN		683 g/m L=6.01 m	E 55210 SHUTTER BOX FLAT FRONT SIDE FOR: 190 155 IN		807 g/m L=6.01 m
E 55052 SHUTTER BOX VISITING SIDE FOR: 210 205 IN, PN		942 g/m L=6.01 m	E 55250 SHUTTER BOX CURVED FRONT SIDE FOR: 190 155 PN		835 g/m L=6.01 m
E 55433 SHUTTER BOX VISITING SIDE FOR: 230 225 IN, PN		1053 g/m L=6.01 m	E 55071 SHUTTER BOX FLAT FRONT SIDE FOR: 190 170 IN		861 g/m L=6.01 m

L55-03

code		profile	weight length moment of inertia	code		profile	weight length moment of inertia
E 55310 SHUTTER BOX FLAT FRONT SIDE FOR: 190 185 IN			915 g/m L=6.01 m	E 55415 SHUTTER BOX FLAT FRONT SIDE FOR: 250 245 IN			1322 g/m L=6.01 m
E 55370 SHUTTER BOX CURVED FRONT SIDE FOR: 190 185 PN			942 g/m L=6.01 m	E 55500 GUIDE RAIL			483 g/m L=4.6 m
E 55410 SHUTTER BOX FLAT FRONT SIDE FOR: 210 205 IN			1153 g/m L=6.01 m	E 55501 GUIDE RAIL			405 g/m L=4.6 m
E 55480 SHUTTER BOX CURVED FRONT SIDE FOR: 210 205 PN			1069 g/m L=6.01 m	E 55510 GUIDE RAIL			694 g/m L=4.6 m
E 55413 SHUTTER BOX FLAT FRONT SIDE 230 225 IN			1237 g/m L=6.01 m	E 55511 GUIDE RAIL			746 g/m L=4.6 m
E 55453 SHUTTER BOX CURVED FRONT SIDE FOR: 230 225 PN			1258 g/m L=6.01 m	E 55512 GUIDE RAIL			770 g/m L=4.6 m

L55-04

code	profile	weight length moment of inertia	code	profile	weight length moment of inertia
E 55513 GUIDE RAIL		883 g/m L=4.6 m	E 55536 GUIDE RAIL		1445 g/m L=4.6 m
E 55514 GUIDE RAIL		1021 g/m L=4.6 m	E 55540 GUIDE RAIL		580 g/m L=4.6 m
E 55516 GUIDE RAIL		1372 g/m L=4.6 m	E 55551 GUIDE RAIL		810 g/m L=4.6 m
E 55520 GUIDE RAIL		599 g/m L=4.6 m	E 55552 GUIDE RAIL		818 g/m L=4.6 m
E 55531 GUIDE RAIL		829 g/m L=4.6 m	E 55553 GUIDE RAIL		934 g/m L=4.6 m
E 55533 GUIDE RAIL		953 g/m L=4.6 m	E 55554 GUIDE RAIL		1069 g/m L=4.6 m

rolling shutters

E55

code	profile	weight length moment of inertia	code	profile	weight length moment of inertia
E 55560 GUIDE RAIL		699 g/m L=4.6 m	E 55607 END SLAT		397 g/m L=6.01 m
E 55502 GUIDE RAIL		953 g/m L=4.6 m	E 55702 SLAT		224 g/m L=6.01 m $I_x=0.85 \text{ cm}^4$ $I_y=0.10 \text{ cm}^4$
E 55601 END SLAT		256 g/m L=6.01 m	E 55703 SLAT * Surface with line		313 g/m L=6.01 m $I_x=2.58 \text{ cm}^4$ $I_y=0.14 \text{ cm}^4$
E 55602 END SLAT		324 g/m L=6.01 m	E 55711 SLAT		232 g/m L=6.01 m $I_x=0.65 \text{ cm}^4$ $I_y=0.07 \text{ cm}^4$
E 55603 END SLAT		451 g/m L=6.01 m	E 55720 SLAT * Surface with line		424 g/m L=6.01 m $I_x=5.37 \text{ cm}^4$ $I_y=0.25 \text{ cm}^4$
E 55604 END SLAT		529 g/m L=6.01 m	E 55738 SLAT		294 g/m L=6.01 m $I_x=2.11 \text{ cm}^4$ $I_y=0.08 \text{ cm}^4$

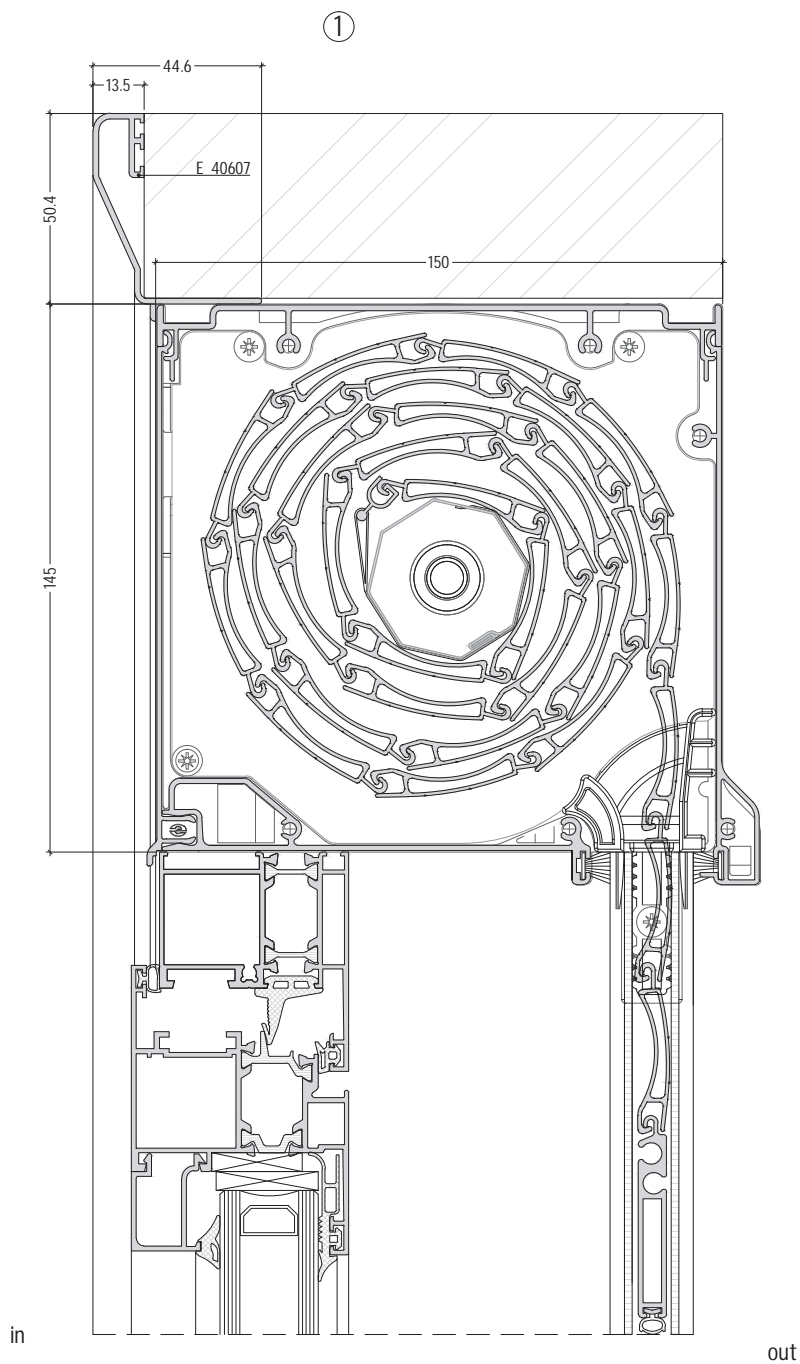
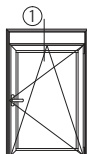
L55-06

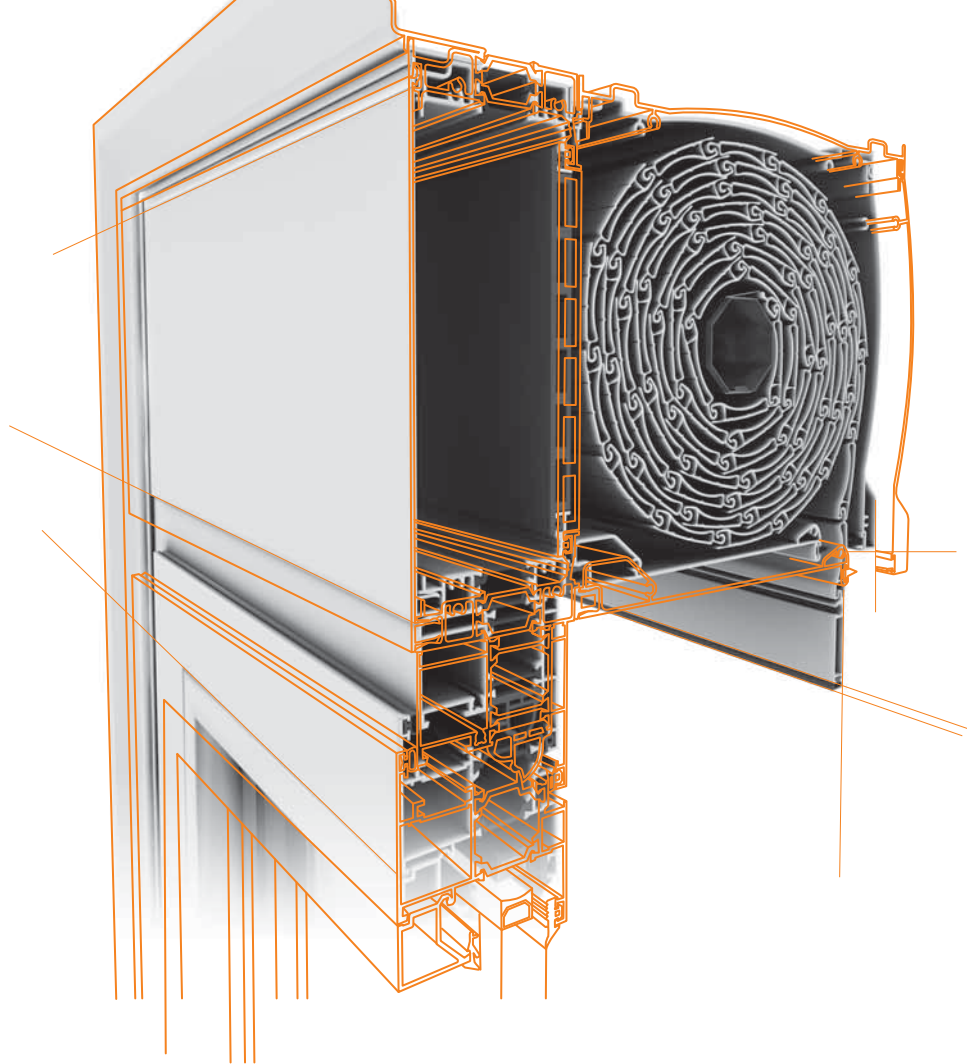
rolling shutters

E55

code		profile	weight length moment of inertia	code		profile	weight length moment of inertia
E 55739 SLAT			227 g/m L=6.01 m $I_x=1.56 \text{ cm}^4$ $I_y=0.05 \text{ cm}^4$	E 5367 wall joining profile			467 g/m L=6.01 m
E 55740 SLAT			246 g/m L=6.01 m $I_x=1.93 \text{ cm}^4$ $I_y=0.09 \text{ cm}^4$	E 55755 SLAT * Surface with line			240 g/m L=6.01 m $I_x=1.96 \text{ cm}^4$ $I_y=0.05 \text{ cm}^4$
E 55756 SLAT			240 g/m L=6.01 m $I_x=1.96 \text{ cm}^4$ $I_y=0.05 \text{ cm}^4$	E 40607 wall joining profile			494 g/m L=6.01 m
E 2386 wall joining profile			570 g/m L=6.01 m				

inward
opening

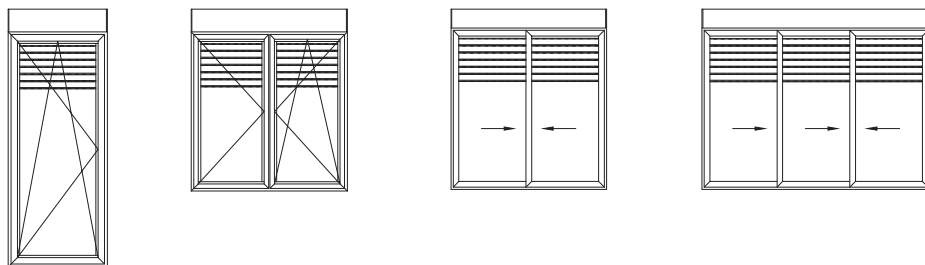




E61


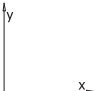
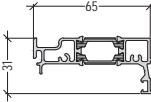
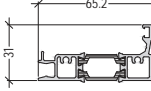
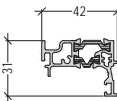
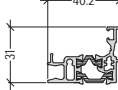
MULTIBOX WITH THERMAL BREAK

- Excellent thermal insulation of $U_f = 1.2 \text{ W/m}^2\text{K}$
- EPDM gasket placed internally ensures improved sound insulation
- MultiBox can be fitted to an already installed rolling shutter without thermal insulation
- Easy access inside the box without any special tools.
- MultiBox can also be used for other applications in a building that require thermal insulation and have to be integrated with other systems - lighting systems and lights, water pipes, tubing for heating and cooling, main entrance tv-monitor systems, mail box systems
- Fully compatible with all profiles – boxes, guides, slats from system E 55



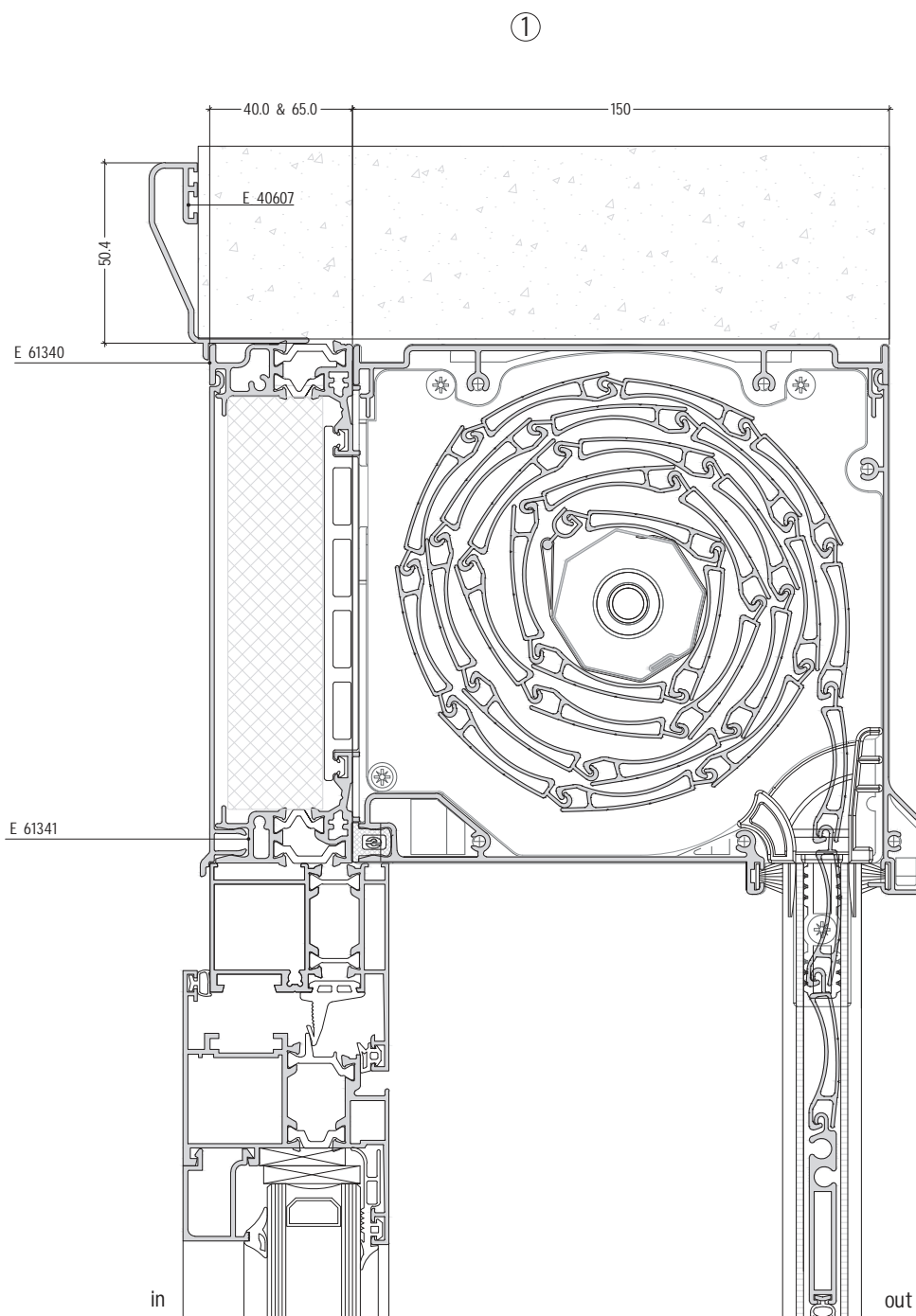
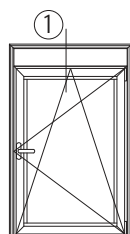
multibox with thermal break

E61

code		profile	weight length moment of inertia	code		profile	weight length moment of inertia
E 61300			L=6.01 m 971 g/m	E 61301			L=6.01 m 934 g/m
E 61340			L=6.01 m 798 g/m	E 61341			L=6.01 m 747 g/m

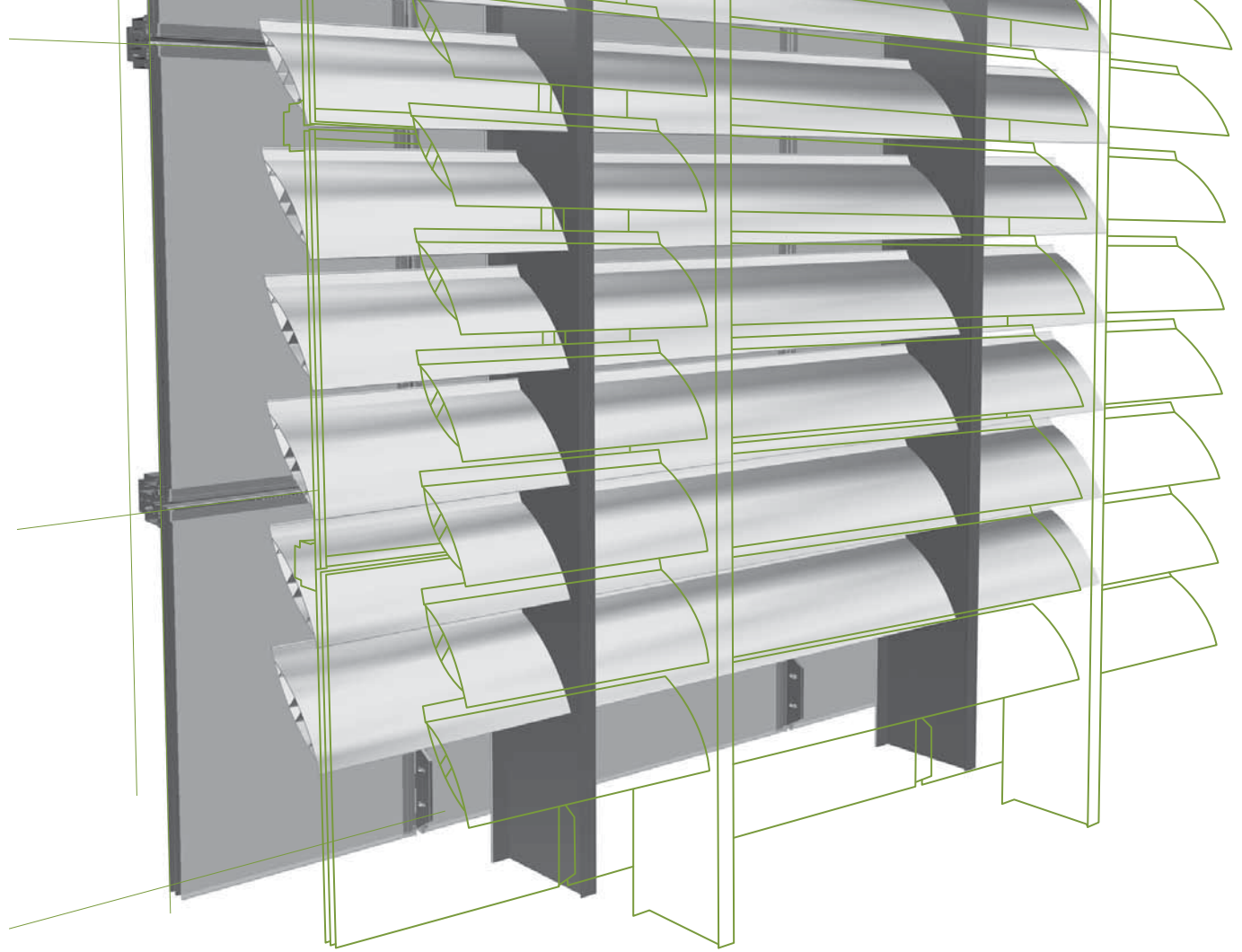
NOTE: All main profiles without thermal break from system E 55 - boxes, guides, slats, are the same as for system E 61

inward
opening



D61-01

SUN SHADING SYSTEMS



E66

SYSTEM FOR SUN SHADING

The most important aspects of contemporary buildings are: energy efficiency, daylight and effective sun protection.

The controlled access of natural light ensures comfort for building inhabitants and contributes to energy efficient exploitation of buildings.

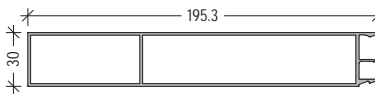
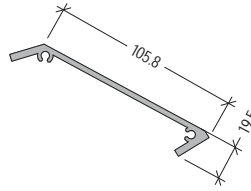
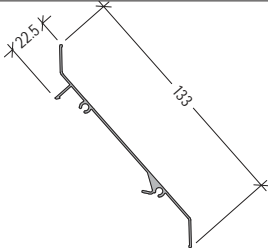
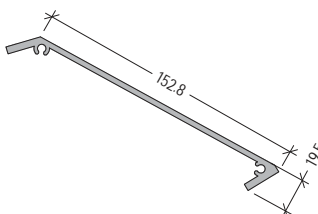
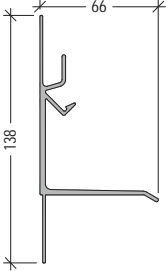
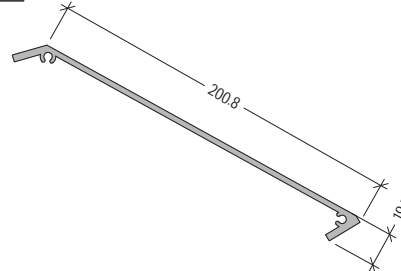
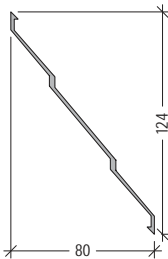
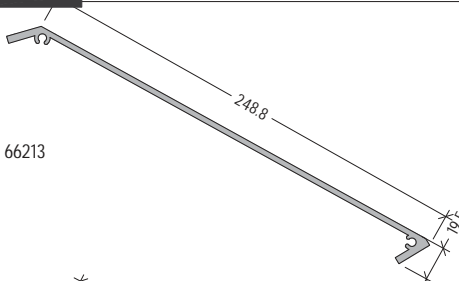
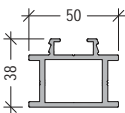
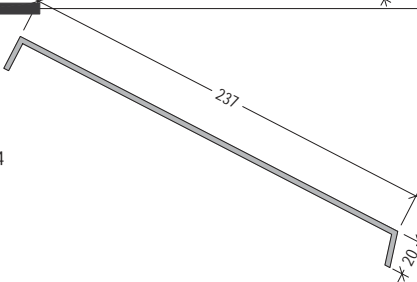
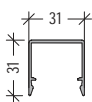
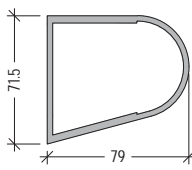
These significant functions are fulfilled by means of sun protection elements.

- The system offers louvers with various types of design and dimensions ranging from 150 up to 600 mm
- Rich colour palettes
- Multiple variations and hanging methods: horizontally or vertically; parallel or perpendicular to the building; as a louver grating; as pergolas; as sheds over entrance doors; as decorative grating.
- Fixed at certain angle calculated according to sun position at particular region during the hottest months of the year
- Movable, moving can be done manually or motorized with electronic control

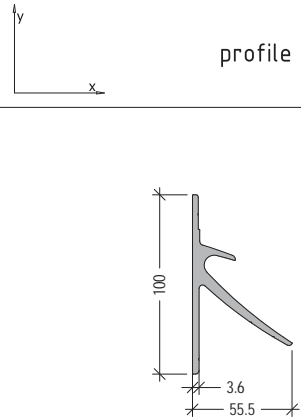
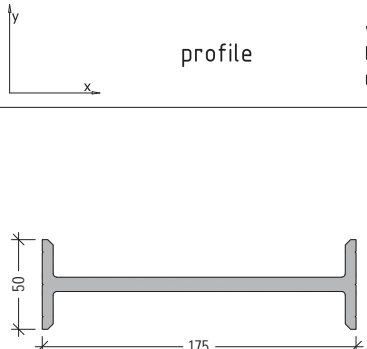
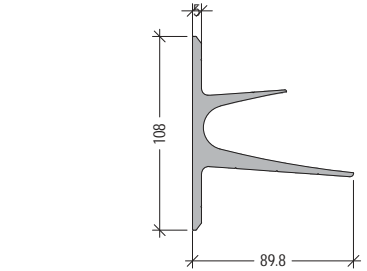
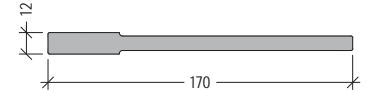
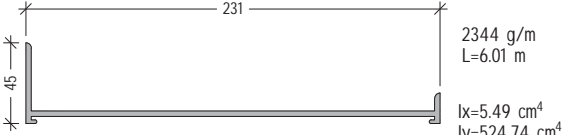
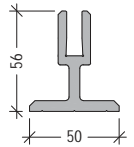
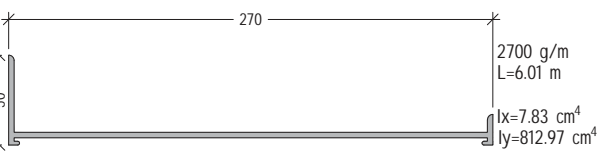
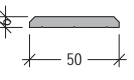
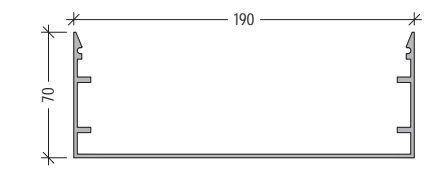
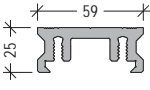
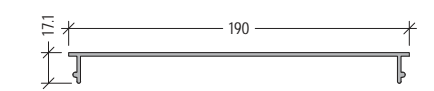
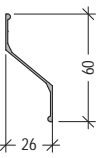
code	profile	weight length moment of inertia	code	profile	weight length moment of inertia
E 66260		1418 g/m L=6.01 m Ix=5.59 cm ⁴ Iy=82.22 cm ⁴	E 66254		3193 g/m L=6.01 m Ix=59.96 cm ⁴ Iy=500.21 cm ⁴
E 66250		2273 g/m L=6.01 m Ix=12.31 cm ⁴ Iy=277.14 cm ⁴	E 66255		1520 g/m L=6.01 m Ix=14.46 cm ⁴ Iy=60.42 cm ⁴
E 66251		2830 g/m L=6.01 m Ix=26.64 cm ⁴ Iy=540.44 cm ⁴	E 66256		1264 g/m L=6.01 m Ix=12.19 cm ⁴ Iy=51.5 cm ⁴
E 66272		3831 g/m L=6.01 m Ix=56.97 cm ⁴ Iy=1001.09 cm ⁴	E 66257		1690 g/m L=6.01 m Ix=14.13 cm ⁴ Iy=141.45 cm ⁴
E 66291		1890 g/m L=6.01 m Ix=6.32 cm ⁴ Iy=226.06 cm ⁴	E 66258		2055 g/m L=6.01 m Ix=17.71 cm ⁴ Iy=309.71 cm ⁴
E 66290		1955 g/m L=6.01 m Ix=6.36 cm ⁴ Iy=248.71 cm ⁴	E 66000		2315 g/m L=6.01 m Ix=15.13 cm ⁴ Iy=333.3 cm ⁴

sun shading system

E66

code	profile	weight length moment of inertia	code	profile	weight length moment of inertia
E 66001		1966 g/m L=6.01 m $I_x=12.63 \text{ cm}^4$ $I_y=275.52 \text{ cm}^4$	E 66210		1339 g/m L=6.01 m $I_x=18.65 \text{ cm}^4$ $I_y=59.37 \text{ cm}^4$
E 66220		597 g/m L=6.01 m $I_x=15.48 \text{ cm}^4$ $I_y=26.49 \text{ cm}^4$	E 66211		1720 g/m L=6.01 m $I_x=49.56 \text{ cm}^4$ $I_y=141.08 \text{ cm}^4$
E 66901		1490.4 g/m L=6.01 m $I_x=57.11 \text{ cm}^4$ $I_y=15.12 \text{ cm}^4$	E 66212		2109 g/m L=6.01 m $I_x=89.18 \text{ cm}^4$ $I_y=289.19 \text{ cm}^4$
E 66201		737 g/m L=6.01 m $I_x=31.11 \text{ cm}^4$ $I_y=15.84 \text{ cm}^4$	E 66213		2498 g/m L=6.01 m $I_x=154.05 \text{ cm}^4$ $I_y=502.04 \text{ cm}^4$
E 66133		1231 g/m L=6.01 m $I_x=7.06 \text{ cm}^4$ $I_y=10.86 \text{ cm}^4$	E 66214		2203 g/m L=6.01 m $I_x=1.2 \text{ cm}^4$ $I_y=480.36 \text{ cm}^4$
E 66132		362 g/m L=6.01 m $I_x=1.43 \text{ cm}^4$ $I_y=2.24 \text{ cm}^4$	E 66293		2306 g/m L=6.01 m $I_x=54.28 \text{ cm}^4$ $I_y=62.35 \text{ cm}^4$

L66-02

code	profile	weight length moment of inertia	code	profile	weight length moment of inertia
E 66933 for E 66260		2028 g/m L=6.01 m Ix=38.55 cm ⁴ Iy=14.38 cm ⁴	E 66911		5098 g/m L=6.01 m Ix=12.13 cm ⁴ Iy=706.17 cm ⁴
E 66934 for E 66272		3535.7 g/m L=6.01 m Ix=71.4 cm ⁴ Iy=59.24 cm ⁴	8960		4102 g/m L=6.01 m Ix=1.12 cm ⁴ Iy=389.54 cm ⁴
E 66120		2344 g/m L=6.01 m Ix=5.49 cm ⁴ Iy=524.74 cm ⁴	E 66912		1968 g/m L=6.01 m Ix=23.34 cm ⁴ Iy=7.03 cm ⁴
E 66121		2700 g/m L=6.01 m Ix=7.83 cm ⁴ Iy=812.97 cm ⁴	E 66913		783 g/m L=6.01 m Ix=0.08 cm ⁴ Iy=5.71 cm ⁴
E 66131		2095 g/m L=6.01 m Ix=39.08 cm ⁴ Iy=454.8 cm ⁴	E 66914		1809 g/m L=6.01 m Ix=3.16 cm ⁴ Iy=24.57 cm ⁴
E 66130		1218 g/m L=6.01 m Ix=0.6 cm ⁴ Iy=171.26 cm ⁴	E 66800		251.3 g/m L=6.01 m

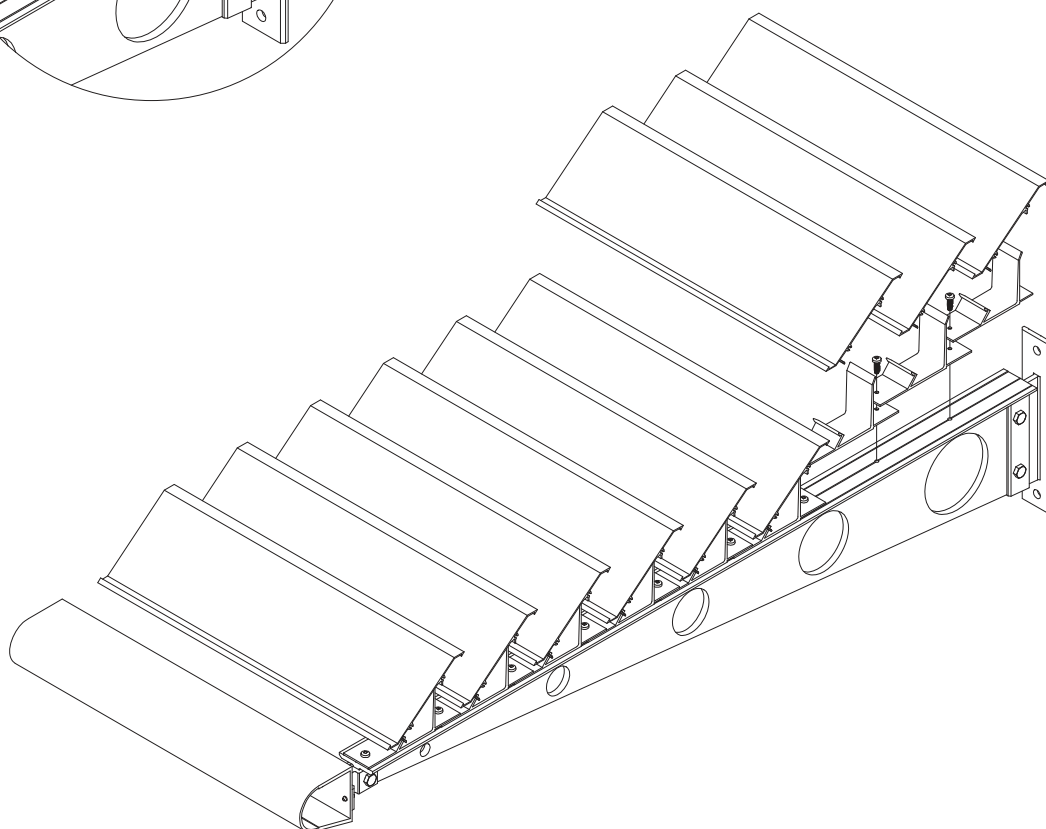
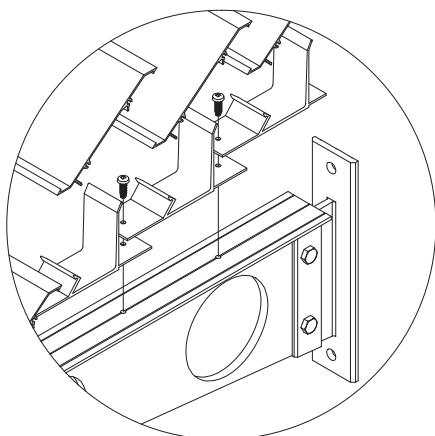
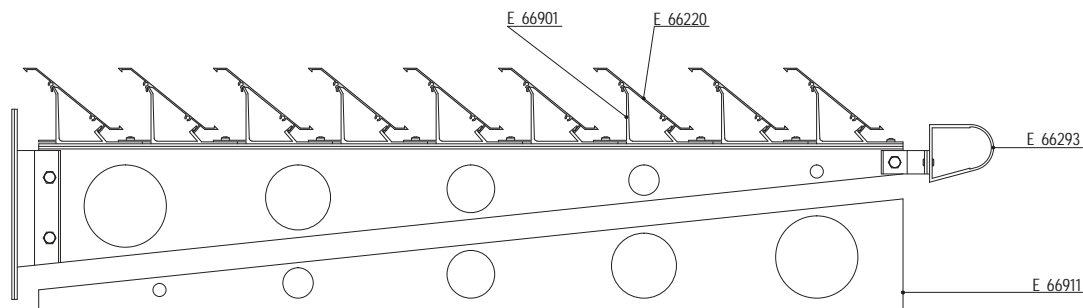
sun shading system

E66

code	profile	weight length moment of inertia	code	profile	weight length moment of inertia
E 66801		912 g/m L=6.01 m	E 66261		1096.2 g/m L=6.01 m $I_x=2.77 \text{ cm}^4$ $I_y=29.07 \text{ cm}^4$
E 66802		315 g/m L=6.01 m			

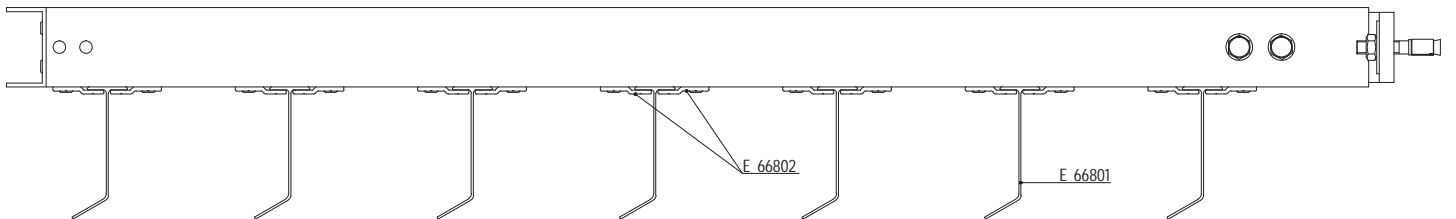
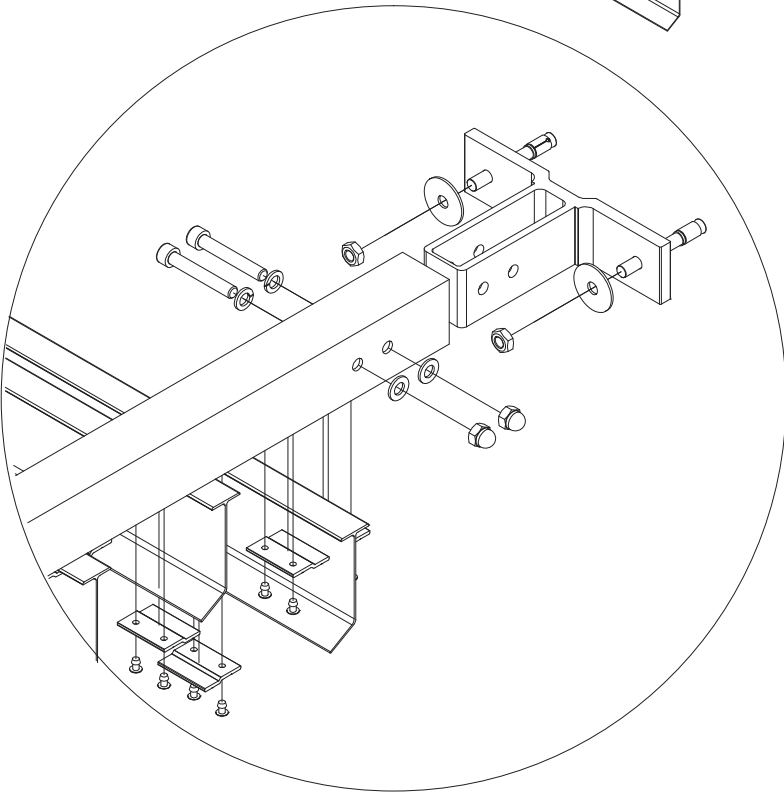
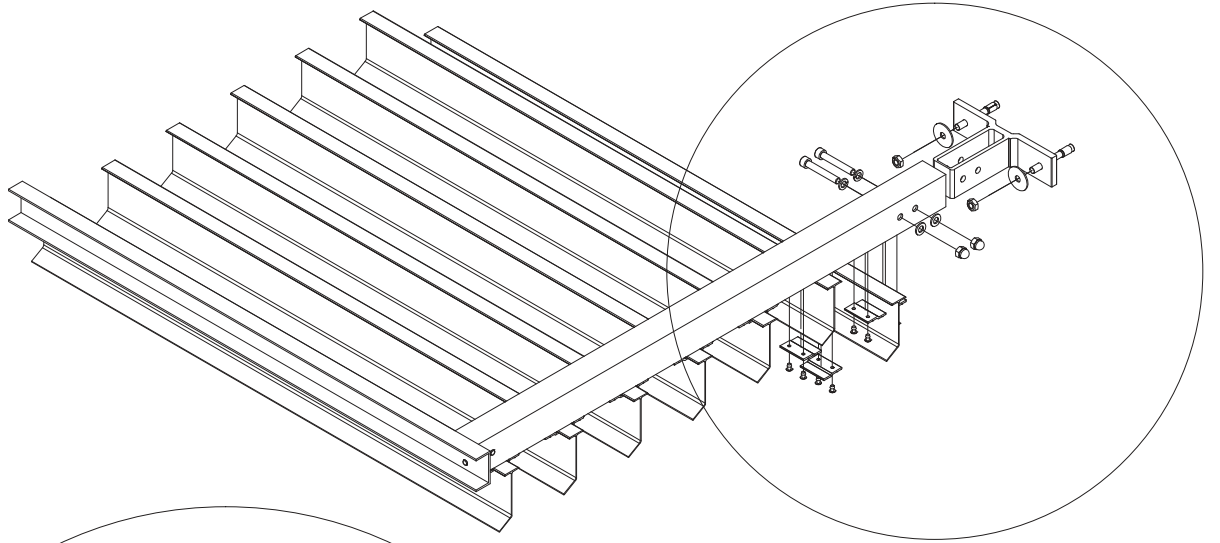
L66-04

Pergola

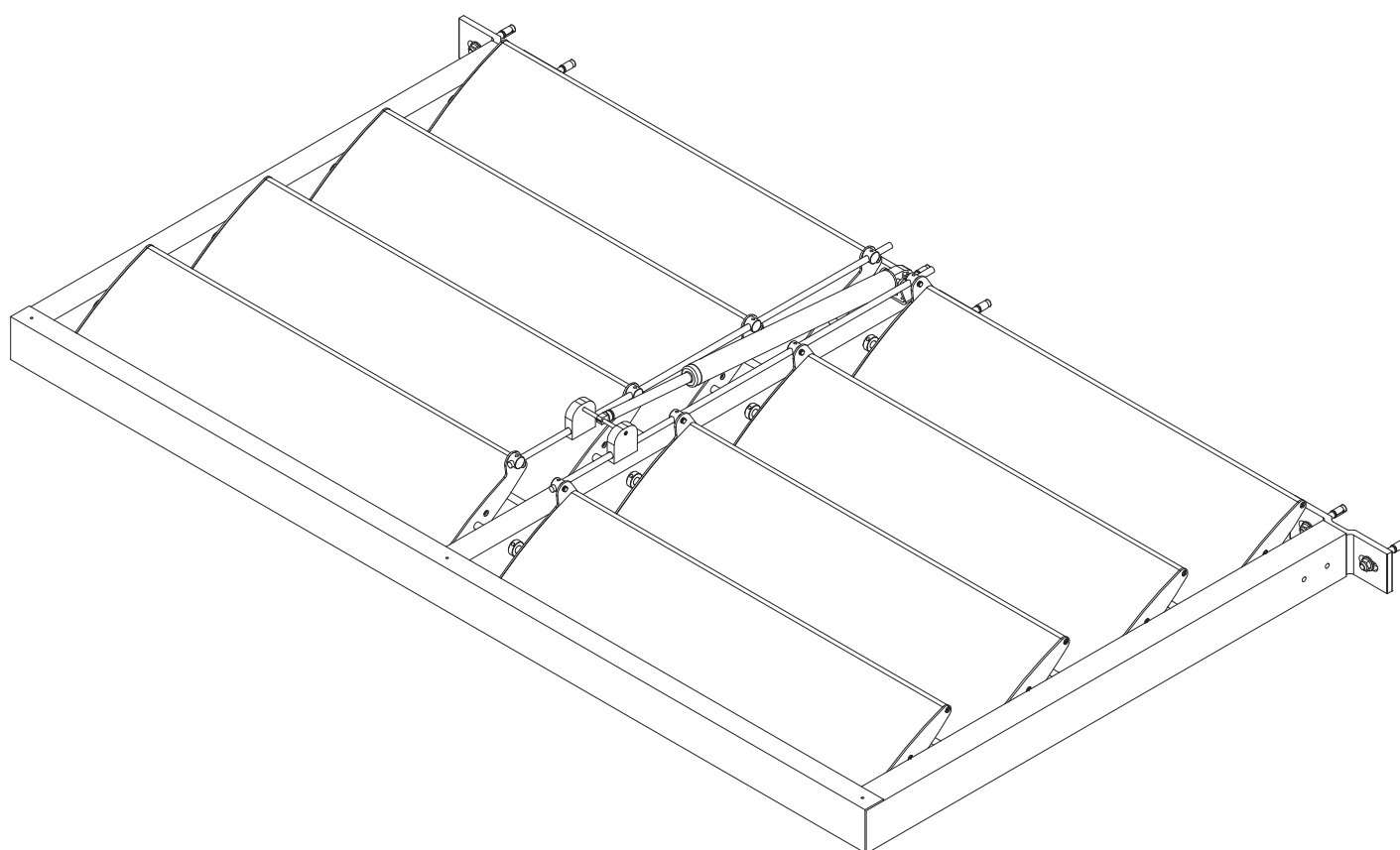
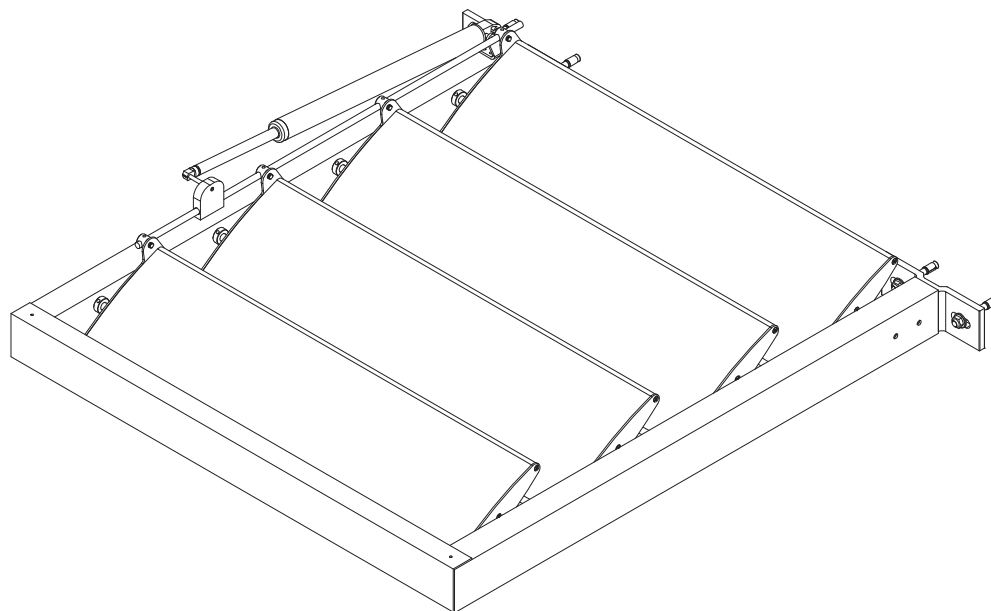


D66-01

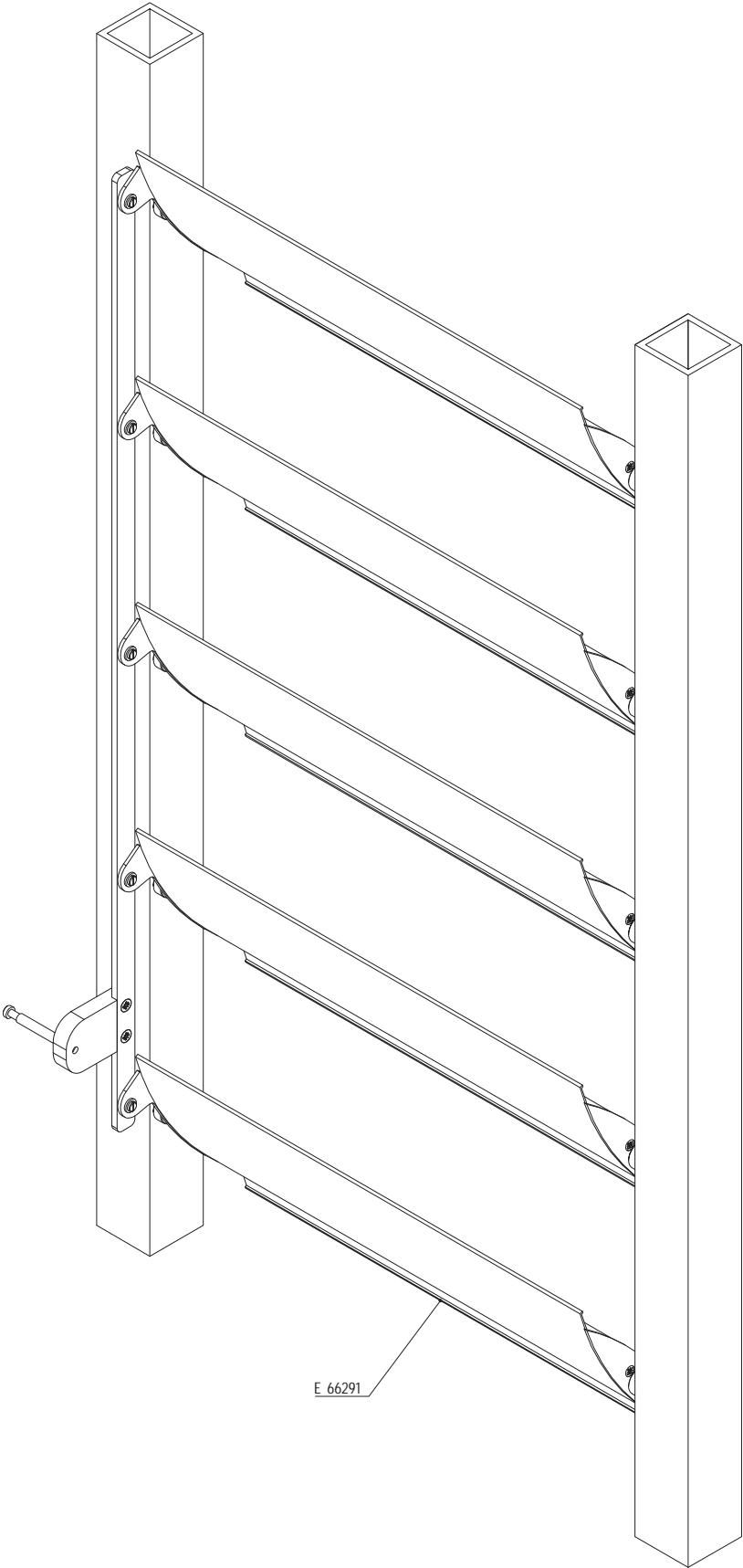
Pergola



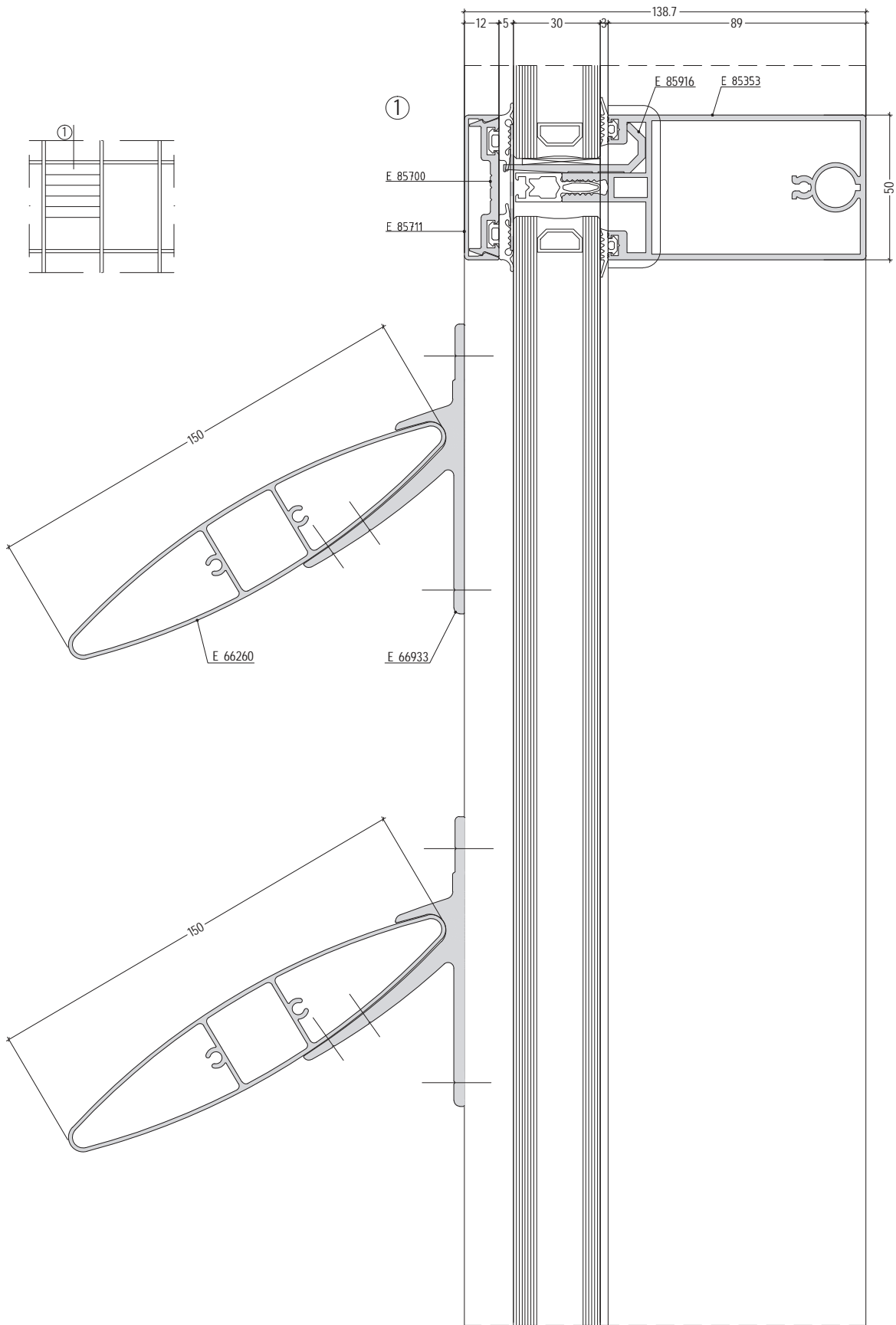
Pergola



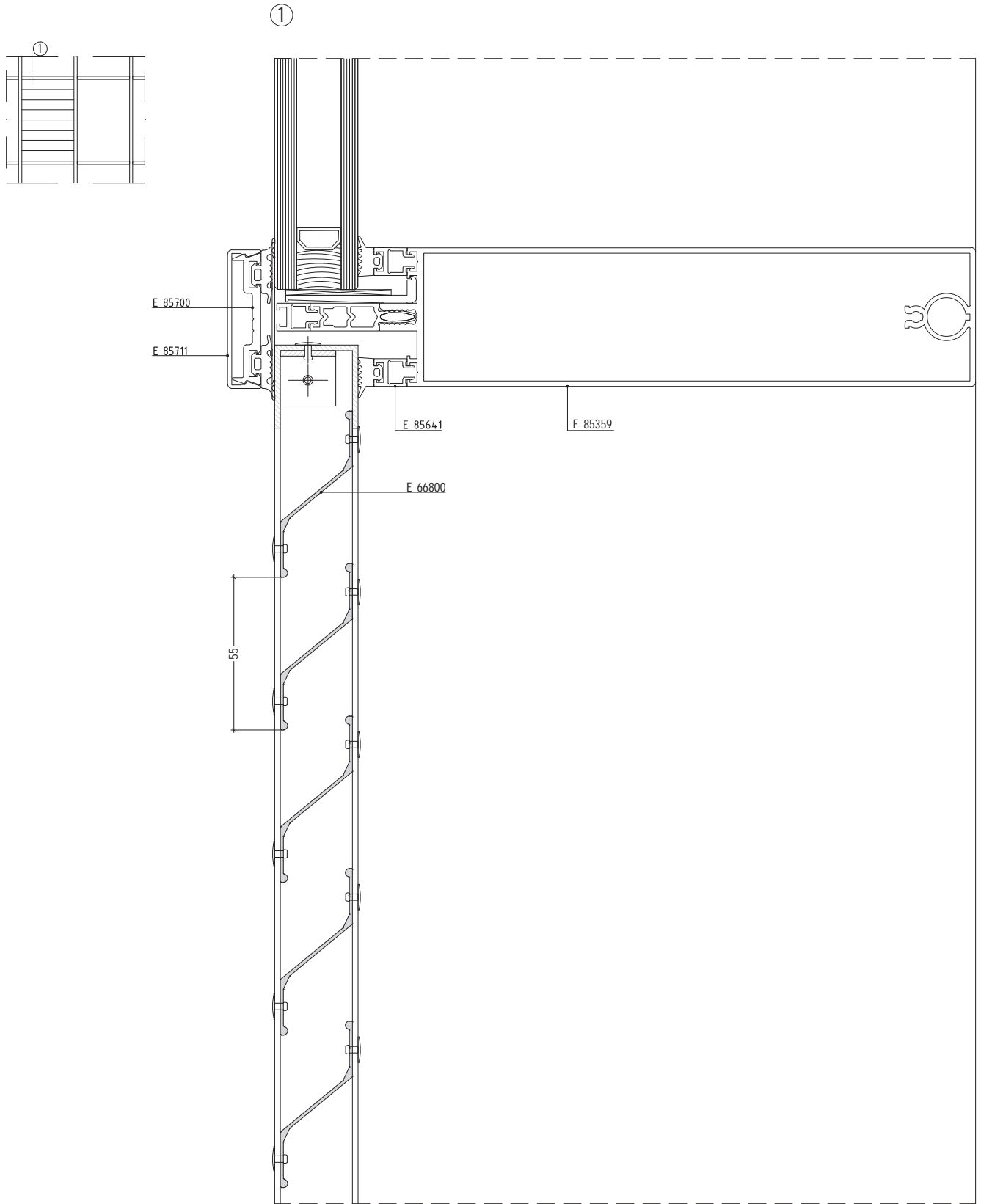
D66-03



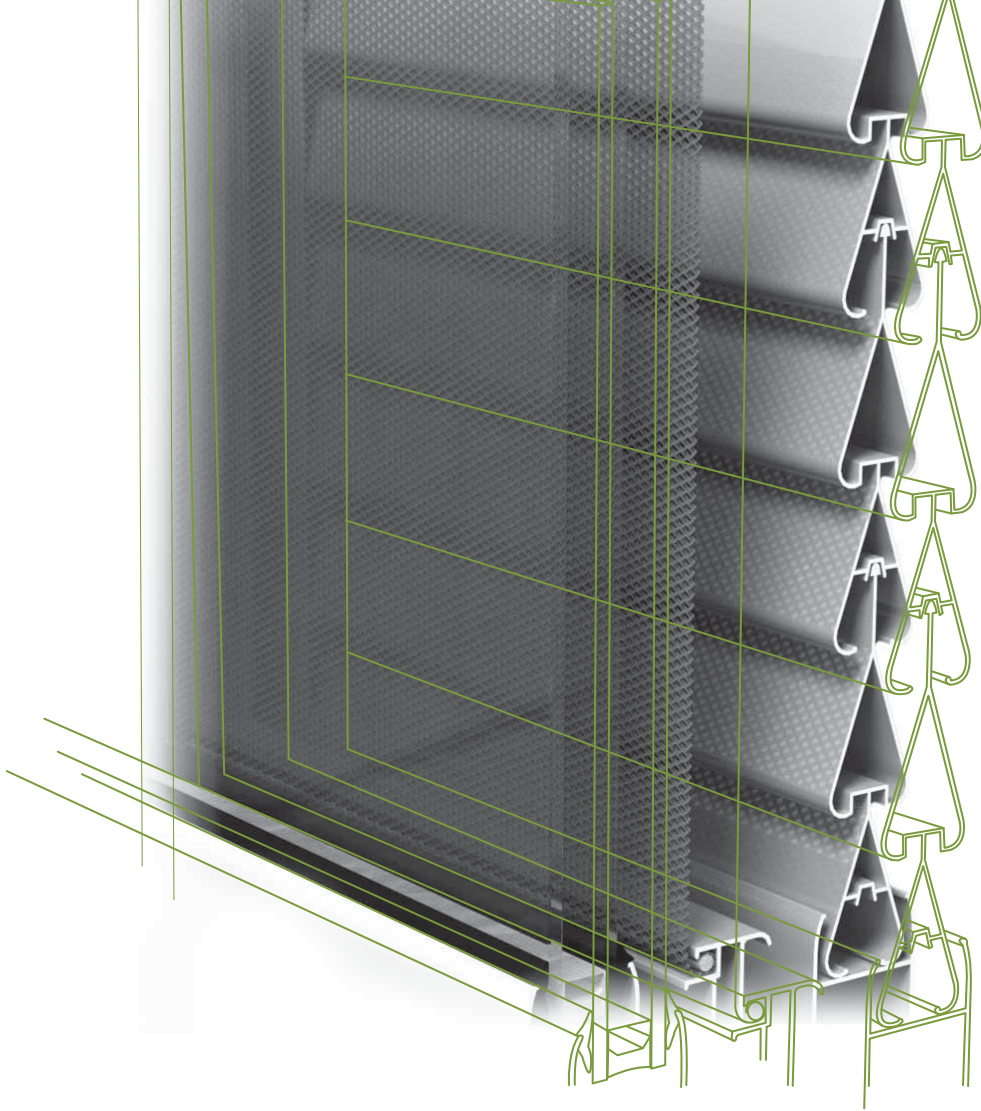
D66-04



D66-05



D66-06




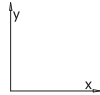
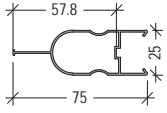
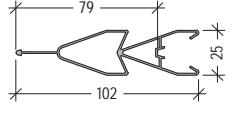
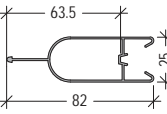
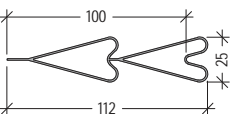
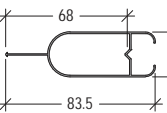
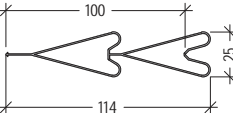
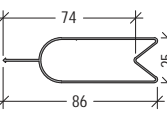
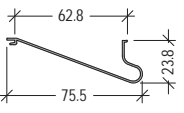
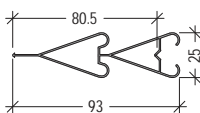
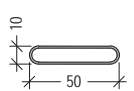
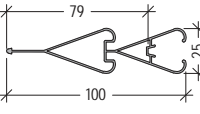

E1500

LAMELLAS FOR SHUTTERS

- Large variety of sizes
- Different options for flat, straight and round shapes

sun shading system

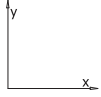

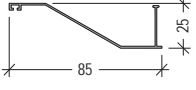
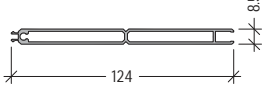
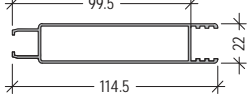
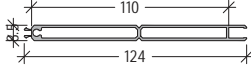
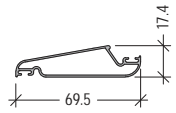
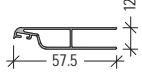
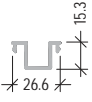
E1500

code		profile	weight length moment of inertia	code		profile	weight length moment of inertia
E 1504			482 g/m L=6.01 m $I_x=1.59 \text{ cm}^4$ $I_y=7.27 \text{ cm}^4$	E 1501			718 g/m L=6.01 m $I_x=1.62 \text{ cm}^4$ $I_y=18.63 \text{ cm}^4$
E 1500			540 g/m L=6.01 m $I_x=1.8 \text{ cm}^4$ $I_y=10.49 \text{ cm}^4$	E 1503			718 g/m L=6.01 m $I_x=1.24 \text{ cm}^4$ $I_y=26.1 \text{ cm}^4$
E 1507			427 g/m L=6.01 m $I_x=1.51 \text{ cm}^4$ $I_y=8.19 \text{ cm}^4$	E 1509			664 g/m L=6.01 m $I_x=1.13 \text{ cm}^4$ $I_y=24.41 \text{ cm}^4$
E 1505			510 g/m L=6.01 m $I_x=1.85 \text{ cm}^4$ $I_y=11.62 \text{ cm}^4$	E 1506			305 g/m L=6.01 m $I_x=0.62 \text{ cm}^4$ $I_y=6.59 \text{ cm}^4$
E 1508			545 g/m L=6.01 m $I_x=0.98 \text{ cm}^4$ $I_y=12.44 \text{ cm}^4$	E 1569			321 g/m L=5m $I_x=0.2 \text{ cm}^4$ $I_y=2.78 \text{ cm}^4$
E 1502			686 g/m L=6.01 m $I_x=1.14 \text{ cm}^4$ $I_y=17.56 \text{ cm}^4$	E 2262			678 g/m L=5m $I_x=0.14 \text{ cm}^4$ $I_y=0.76 \text{ cm}^4$

L1500-01

sun shading system

E1500

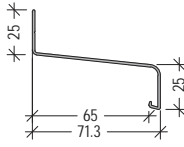
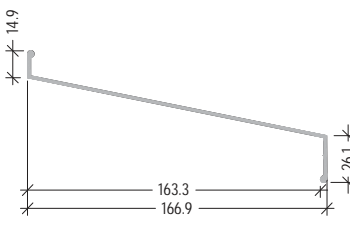
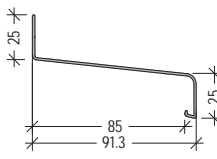
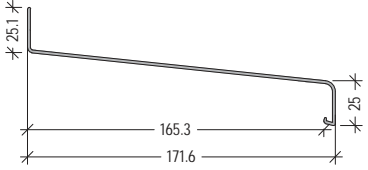
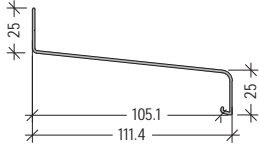
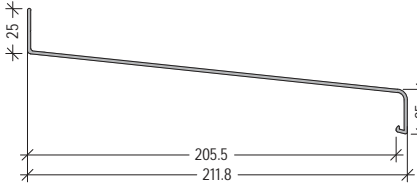
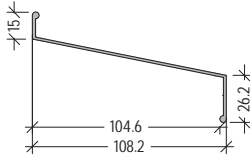
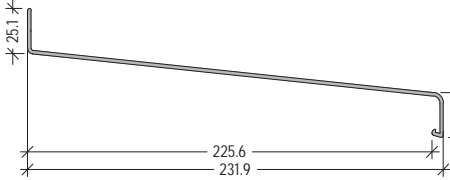
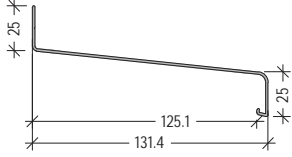
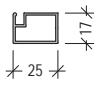
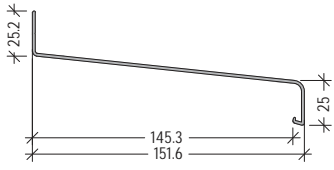
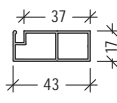
code		profile	weight length moment of inertia	code		profile	weight length moment of inertia
E 1577			335 g/m L=6.01 m $I_x=1.04 \text{ cm}^4$ $I_y=9.92 \text{ cm}^4$	E 1596			943 g/m L=6.01 m
E 1543			982 g/m L=5m $I_x=3.25 \text{ cm}^4$ $I_y=45.59 \text{ cm}^4$	E 1597			678 g/m L=5m $I_x=0.41 \text{ cm}^4$ $I_y=46.39 \text{ cm}^4$
E 1580			483 g/m L=6.01 m	E 1581			378 g/m L=6.01 m
E 1582			224 g/m L=6.01 m				

AUXILIARY PROFILES

- E62 DRIP SILLS
- GLAZING BEADS

drip sills



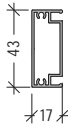

E62

code	profile	weight length moment of inertia	code	profile	weight length moment of inertia
E 62130		366 g/m L=6.01 m Ix=2.41 cm ⁴ Iy=11.8 cm ⁴	E 62101		847 g/m L=6.01 m L=6.3 m Ix=8.65 cm ⁴ Iy=105.51 cm ⁴
E 62131		501 g/m L=6.01 m Ix=2.71 cm ⁴ Iy=21.36 cm ⁴	E 62135		959 g/m L=6.01 m L=6.03 m Ix=5.24 cm ⁴ Iy=124.28 cm ⁴
E 62132		615 g/m L=6.01 m Ix=3.26 cm ⁴ Iy=37.19 cm ⁴	E 62137		1275 g/m L=6.01 m L=6.3 m Ix=7.44 cm ⁴ Iy=240.2 cm ⁴
E 62100		620 g/m L=6.01 m Ix=4.69 cm ⁴ Iy=35.66 cm ⁴	E 62138		1445 g/m L=6.01 m L=6.3 m Ix=8.79 cm ⁴ Iy=319.27 cm ⁴
E 62133		690 g/m L=6.01 m Ix=3.68 cm ⁴ Iy=56 cm ⁴	E 62801		280 g/m L=6.01 m Ix=0.42 cm ⁴ Iy=0.84 cm ⁴
E 62134		872 g/m L=6.01 m Ix=4.63 cm ⁴ Iy=90.62 cm ⁴	E 62802		445 g/m L=6.01 m Ix=0.72 cm ⁴ Iy=3.32 cm ⁴

L62-01

drip sills

E62


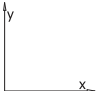












code		profile	weight length moment of inertia	code		profile	weight length moment of inertia
E 62803			459 g/m L=6.01 m $I_x=4.04 \text{ cm}^4$ $I_y=0.69 \text{ cm}^4$	E 62001			67.5 g/m

L62-01

glazing beads

code		profile	weight length moment of inertia	code		profile	weight length moment of inertia
E60207 old code: E1144			205 g/m L=6.01 m	E60112 old code: E5317			252 g/m L=6.01 m
E60107 old code: E1114			189 g/m L=6.01 m	E60712			162 g/m L=6.01 m
E60510 old code: E1130			181 g/m L=6.01 m	E60215			254 g/m L=6.01 m
E60110			198.5 g/m L=6.01 m	E60117 old code: E5311			284 g/m L=6.01 m
E60410 old code: E1160			181 g/m L=6.01 m	E60119 old code: E5314			300 g/m L=6.01 m
E60212			392 g/m L=6.01 m	E60219 old code: E5304			270 g/m L=6.01 m

glazing beads

code		profile	weight length moment of inertia	code		profile	weight length moment of inertia
E60419 old code E5394			235 g/m L=6.01 m	E60425 old code E5308			257 g/m L=6.01 m
E60122 old code E5312			308 g/m L=6.01 m	E60725 old code E5348			217 g/m L=6.01 m
E60222 old code E1113			281 g/m L=6.01 m	E60227			297 g/m L=6.01 m
E60422			268 g/m L=6.01 m	E60127 old code E5325			381 g/m L=6.01 m
E60722			206 g/m L=6.01 m	E60230			305 g/m L=6.01 m
E60225 old code E5307			289 g/m L=6.01 m	E60430			290 g/m L=6.01 m

GB-02

glazing beads

code		profile	weight length moment of inertia	code		profile	weight length moment of inertia
E60132			409.2 g/m L=6.01 m	E60137			421 g/m L=6.01 m
E60235			322 g/m L=6.01 m	E60242 <small>old code E75701</small>			393 g/m L=6.01 m
E60435			305.1 g/m L=6.01 m	E60247 <small>old code E75700</small>			419 g/m L=6.01 m
E60237			367 g/m L=6.01 m				

LIABILITY

The stated data and calculating methods are provided by **ETEM** as a guideline only. The information given in this catalogue does not substitute of all applicable regulations – Eurocodes, harmonized European standards, national or regional building codes. The specific conditions and technical details of every particular project have to be taken into consideration. The right choice of all elements as well as any special requirements regarding stability of the structure must always be considered by the structural/façade engineer, responsible for the project. The solutions presented in these pages are indicative and can not cover all possible project cases. Because of that every single project has to be evaluated by the structural/façade engineer in charge taking into consideration the specific features, such as climate conditions, location, orientation, etc. **ETEM** is not liable for any calculations and conclusions made on the basis of the stated information. All calculations and specifications must be estimated, endorsed and guaranteed by architect, engineer, professional or legal entity authorized by law for such activities.

COPYRIGHT

Copyright© II Edition 2016 ETEM

The design, structure and content of this catalogue are subject of copyright and the exclusive rights belong to **ETEM**. Modifying, copying, publishing, selling or licensing any part or the whole content of this catalogue are strongly prohibited without the permission of **ETEM**. Any unauthorized use of content may violate copyright or other laws.

DISCLAIMER

ETEM is not responsible for any typographical errors, technical inaccuracies and following changes of the content of this catalogue. Before starting manufacturing process, it is highly recommended to contact **ETEM** R&D department in order to provide you with updated information.

WWW.ETEM.COM